



API Reference

# Amazon Relational Database Service



**API Version 2014-10-31**

Copyright © 2024 Amazon Web Services, Inc. and/or its affiliates. All rights reserved.

# Amazon Relational Database Service: API Reference

Copyright © 2024 Amazon Web Services, Inc. and/or its affiliates. All rights reserved.

Amazon's trademarks and trade dress may not be used in connection with any product or service that is not Amazon's, in any manner that is likely to cause confusion among customers, or in any manner that disparages or discredits Amazon. All other trademarks not owned by Amazon are the property of their respective owners, who may or may not be affiliated with, connected to, or sponsored by Amazon.

---

# Table of Contents

<b>Welcome .....</b>	<b>1</b>
<b>Actions .....</b>	<b>3</b>
AddRoleToDBCluster .....	9
Request Parameters .....	9
Errors .....	9
Examples .....	10
See Also .....	11
AddRoleToDBInstance .....	12
Request Parameters .....	12
Errors .....	12
Examples .....	13
See Also .....	13
AddSourceIdentifierToSubscription .....	15
Request Parameters .....	15
Response Elements .....	15
Errors .....	16
Examples .....	16
See Also .....	17
AddTagsToResource .....	19
Request Parameters .....	19
Errors .....	19
Examples .....	21
See Also .....	21
ApplyPendingMaintenanceAction .....	23
Request Parameters .....	23
Response Elements .....	24
Errors .....	24
Examples .....	24
See Also .....	25
AuthorizeDBSecurityGroupIngress .....	27
Request Parameters .....	27
Response Elements .....	28
Errors .....	29
Examples .....	29

---

See Also .....	31
BacktrackDBCluster .....	32
Request Parameters .....	32
Response Elements .....	33
Errors .....	34
See Also .....	35
CancelExportTask .....	36
Request Parameters .....	36
Response Elements .....	36
Errors .....	39
See Also .....	39
CopyDBClusterParameterGroup .....	40
Request Parameters .....	40
Response Elements .....	41
Errors .....	41
Examples .....	42
See Also .....	43
CopyDBClusterSnapshot .....	44
Request Parameters .....	44
Response Elements .....	48
Errors .....	48
Examples .....	49
See Also .....	50
CopyDBParameterGroup .....	51
Request Parameters .....	51
Response Elements .....	52
Errors .....	52
Examples .....	53
See Also .....	54
CopyDBSnapshot .....	55
Request Parameters .....	55
Response Elements .....	59
Errors .....	59
Examples .....	60
See Also .....	61
CopyOptionGroup .....	63



Request Parameters .....	63
Response Elements .....	64
Errors .....	64
Examples .....	65
See Also .....	67
CreateBlueGreenDeployment .....	68
Request Parameters .....	68
Response Elements .....	71
Errors .....	71
Examples .....	73
See Also .....	74
CreateCustomDBEngineVersion .....	75
Request Parameters .....	75
Response Elements .....	79
Errors .....	84
Examples .....	85
See Also .....	86
CreateDBCluster .....	87
Request Parameters .....	87
Response Elements .....	108
Errors .....	109
Examples .....	111
See Also .....	116
CreateDBClusterEndpoint .....	118
Request Parameters .....	118
Response Elements .....	119
Errors .....	120
See Also .....	121
CreateDBClusterParameterGroup .....	123
Request Parameters .....	124
Response Elements .....	126
Errors .....	126
Examples .....	126
See Also .....	127
CreateDBClusterSnapshot .....	129
Request Parameters .....	129

Response Elements .....	130
Errors .....	130
Examples .....	131
See Also .....	132
CreateDBInstance .....	133
Request Parameters .....	133
Response Elements .....	161
Errors .....	162
Examples .....	165
See Also .....	166
CreateDBInstanceReadReplica .....	168
Request Parameters .....	168
Response Elements .....	184
Errors .....	184
Examples .....	188
See Also .....	189
CreateDBParameterGroup .....	191
Request Parameters .....	191
Response Elements .....	193
Errors .....	193
Examples .....	194
See Also .....	195
CreateDBProxy .....	196
Request Parameters .....	196
Response Elements .....	198
Errors .....	198
See Also .....	199
CreateDBProxyEndpoint .....	200
Request Parameters .....	200
Response Elements .....	201
Errors .....	202
See Also .....	202
CreateDBSecurityGroup .....	204
Request Parameters .....	204
Response Elements .....	205
Errors .....	205

Examples .....	206
See Also .....	207
CreateDBShardGroup .....	208
Request Parameters .....	208
Response Elements .....	210
Errors .....	211
See Also .....	212
CreateDBSnapshot .....	214
Request Parameters .....	214
Response Elements .....	215
Errors .....	215
Examples .....	216
See Also .....	217
CreateDBSubnetGroup .....	218
Request Parameters .....	218
Response Elements .....	219
Errors .....	219
Examples .....	220
See Also .....	221
CreateEventSubscription .....	222
Request Parameters .....	222
Response Elements .....	225
Errors .....	225
Examples .....	226
See Also .....	228
CreateGlobalCluster .....	230
Request Parameters .....	230
Response Elements .....	233
Errors .....	233
See Also .....	234
CreateIntegration .....	235
Request Parameters .....	235
Response Elements .....	237
Errors .....	239
Examples .....	240
See Also .....	241

CreateOptionGroup .....	243
Request Parameters .....	243
Response Elements .....	244
Errors .....	245
Examples .....	245
See Also .....	246
CreateTenantDatabase .....	247
Request Parameters .....	247
Response Elements .....	248
Errors .....	249
See Also .....	249
DeleteBlueGreenDeployment .....	251
Request Parameters .....	251
Response Elements .....	251
Errors .....	252
Examples .....	252
See Also .....	254
DeleteCustomDBEngineVersion .....	255
Request Parameters .....	255
Response Elements .....	256
Errors .....	261
Examples .....	262
See Also .....	263
DeleteDBCluster .....	264
Request Parameters .....	264
Response Elements .....	265
Errors .....	266
Examples .....	267
See Also .....	270
DeleteDBClusterAutomatedBackup .....	271
Request Parameters .....	271
Response Elements .....	271
Errors .....	271
See Also .....	272
DeleteDBClusterEndpoint .....	273
Request Parameters .....	273

Response Elements .....	273
Errors .....	275
See Also .....	275
DeleteDBClusterParameterGroup .....	276
Request Parameters .....	276
Errors .....	276
Examples .....	277
See Also .....	277
DeleteDBClusterSnapshot .....	279
Request Parameters .....	279
Response Elements .....	279
Errors .....	280
Examples .....	280
See Also .....	281
DeleteDBInstance .....	282
Request Parameters .....	282
Response Elements .....	284
Errors .....	285
Examples .....	285
See Also .....	287
DeleteDBInstanceAutomatedBackup .....	289
Request Parameters .....	289
Response Elements .....	289
Errors .....	290
Examples .....	290
See Also .....	291
DeleteDBParameterGroup .....	293
Request Parameters .....	293
Errors .....	293
Examples .....	294
See Also .....	294
DeleteDBProxy .....	296
Request Parameters .....	296
Response Elements .....	296
Errors .....	296
See Also .....	297

DeleteDBProxyEndpoint .....	298
Request Parameters .....	298
Response Elements .....	298
Errors .....	298
See Also .....	299
DeleteDBSecurityGroup .....	300
Request Parameters .....	300
Errors .....	301
Examples .....	301
See Also .....	302
DeleteDBShardGroup .....	303
Request Parameters .....	303
Response Elements .....	303
Errors .....	305
See Also .....	305
DeleteDBSnapshot .....	307
Request Parameters .....	307
Response Elements .....	307
Errors .....	307
Examples .....	308
See Also .....	309
DeleteDBSubnetGroup .....	310
Request Parameters .....	310
Errors .....	310
Examples .....	311
See Also .....	312
DeleteEventSubscription .....	313
Request Parameters .....	313
Response Elements .....	313
Errors .....	313
Examples .....	314
See Also .....	315
DeleteGlobalCluster .....	316
Request Parameters .....	316
Response Elements .....	316
Errors .....	316

---

See Also .....	317
DeleteIntegration .....	318
Request Parameters .....	318
Response Elements .....	318
Errors .....	320
Examples .....	321
See Also .....	322
DeleteOptionGroup .....	323
Request Parameters .....	323
Errors .....	323
Examples .....	323
See Also .....	324
DeleteTenantDatabase .....	326
Request Parameters .....	326
Response Elements .....	327
Errors .....	327
See Also .....	328
DeregisterDBProxyTargets .....	329
Request Parameters .....	329
Errors .....	329
See Also .....	330
DescribeAccountAttributes .....	332
Response Elements .....	332
Errors .....	332
Examples .....	332
See Also .....	334
DescribeBlueGreenDeployments .....	336
Request Parameters .....	336
Response Elements .....	337
Errors .....	338
Examples .....	338
See Also .....	339
DescribeCertificates .....	341
Request Parameters .....	341
Response Elements .....	342
Errors .....	342

Examples .....	343
See Also .....	344
DescribeDBClusterAutomatedBackups .....	345
Request Parameters .....	345
Response Elements .....	346
Errors .....	347
See Also .....	347
DescribeDBClusterBacktracks .....	348
Request Parameters .....	348
Response Elements .....	350
Errors .....	350
See Also .....	350
DescribeDBClusterEndpoints .....	352
Request Parameters .....	352
Response Elements .....	353
Errors .....	354
See Also .....	354
DescribeDBClusterParameterGroups .....	355
Request Parameters .....	355
Response Elements .....	356
Errors .....	356
Examples .....	357
See Also .....	358
DescribeDBClusterParameters .....	359
Request Parameters .....	359
Response Elements .....	360
Errors .....	361
Examples .....	361
See Also .....	363
DescribeDBClusters .....	364
Request Parameters .....	364
Response Elements .....	366
Errors .....	366
Examples .....	366
See Also .....	371
DescribeDBClusterSnapshotAttributes .....	372



Request Parameters .....	372
Response Elements .....	372
Errors .....	373
Examples .....	373
See Also .....	374
DescribeDBClusterSnapshots .....	375
Request Parameters .....	375
Response Elements .....	378
Errors .....	378
Examples .....	378
See Also .....	380
DescribeDBEngineVersions .....	382
Request Parameters .....	382
Response Elements .....	385
Errors .....	386
Examples .....	386
See Also .....	387
DescribeDBInstanceAutomatedBackups .....	388
Request Parameters .....	388
Response Elements .....	390
Errors .....	390
Examples .....	390
See Also .....	392
DescribeDBInstances .....	393
Request Parameters .....	393
Response Elements .....	394
Errors .....	395
Examples .....	395
See Also .....	401
DescribeDBLogFiles .....	402
Request Parameters .....	402
Response Elements .....	403
Errors .....	404
Examples .....	404
See Also .....	405
DescribeDBParameterGroups .....	406

---

Request Parameters .....	406
Response Elements .....	407
Errors .....	407
Examples .....	407
See Also .....	409
<b>DescribeDBParameters .....</b>	<b>410</b>
Request Parameters .....	410
Response Elements .....	411
Errors .....	411
Examples .....	412
See Also .....	414
<b>DescribeDBProxies .....</b>	<b>415</b>
Request Parameters .....	415
Response Elements .....	416
Errors .....	416
See Also .....	416
<b>DescribeDBProxyEndpoints .....</b>	<b>418</b>
Request Parameters .....	418
Response Elements .....	419
Errors .....	420
See Also .....	420
<b>DescribeDBProxyTargetGroups .....</b>	<b>421</b>
Request Parameters .....	421
Response Elements .....	422
Errors .....	422
See Also .....	423
<b>DescribeDBProxyTargets .....</b>	<b>424</b>
Request Parameters .....	424
Response Elements .....	425
Errors .....	425
See Also .....	426
<b>DescribeDBRecommendations .....</b>	<b>427</b>
Request Parameters .....	427
Response Elements .....	429
Errors .....	430
Examples .....	430

---

See Also .....	439
DescribeDBSecurityGroups .....	441
Request Parameters .....	441
Response Elements .....	442
Errors .....	442
Examples .....	443
See Also .....	444
DescribeDBShardGroups .....	445
Request Parameters .....	445
Response Elements .....	446
Errors .....	446
See Also .....	447
DescribeDBSnapshotAttributes .....	448
Request Parameters .....	448
Response Elements .....	448
Errors .....	448
Examples .....	449
See Also .....	450
DescribeDBSnapshots .....	451
Request Parameters .....	451
Response Elements .....	454
Errors .....	454
Examples .....	455
See Also .....	457
DescribeDBSnapshotTenantDatabases .....	458
Request Parameters .....	458
Response Elements .....	460
Errors .....	460
See Also .....	461
DescribeDBSubnetGroups .....	462
Request Parameters .....	462
Response Elements .....	463
Errors .....	463
Examples .....	463
See Also .....	466
DescribeEngineDefaultClusterParameters .....	467

Request Parameters .....	467
Response Elements .....	468
Errors .....	468
See Also .....	468
<b>DescribeEngineDefaultParameters .....</b>	<b>469</b>
Request Parameters .....	469
Response Elements .....	471
Errors .....	472
Examples .....	472
See Also .....	473
<b>DescribeEventCategories .....</b>	<b>475</b>
Request Parameters .....	475
Response Elements .....	475
Errors .....	475
Examples .....	476
See Also .....	477
<b>DescribeEvents .....</b>	<b>479</b>
Request Parameters .....	479
Response Elements .....	481
Errors .....	482
Examples .....	482
See Also .....	484
<b>DescribeEventSubscriptions .....</b>	<b>485</b>
Request Parameters .....	485
Response Elements .....	486
Errors .....	486
Examples .....	486
See Also .....	489
<b>DescribeExportTasks .....</b>	<b>490</b>
Request Parameters .....	490
Response Elements .....	492
Errors .....	492
See Also .....	492
<b>DescribeGlobalClusters .....</b>	<b>494</b>
Request Parameters .....	494
Response Elements .....	495

Errors .....	496
See Also .....	496
<b>DescribeIntegrations .....</b>	<b>497</b>
Request Parameters .....	497
Response Elements .....	498
Errors .....	498
Examples .....	498
See Also .....	500
<b>DescribeOptionGroupOptions .....</b>	<b>501</b>
Request Parameters .....	501
Response Elements .....	502
Errors .....	503
Examples .....	503
See Also .....	505
<b>DescribeOptionGroups .....</b>	<b>506</b>
Request Parameters .....	506
Response Elements .....	507
Errors .....	508
Examples .....	508
See Also .....	514
<b>DescribeOrderableDBInstanceOptions .....</b>	<b>515</b>
Request Parameters .....	515
Response Elements .....	517
Errors .....	518
Examples .....	518
See Also .....	520
<b>DescribePendingMaintenanceActions .....</b>	<b>521</b>
Request Parameters .....	521
Response Elements .....	522
Errors .....	522
Examples .....	523
See Also .....	524
<b>DescribeReservedDBInstances .....</b>	<b>525</b>
Request Parameters .....	525
Response Elements .....	527
Errors .....	528

Examples .....	528
See Also .....	529
DescribeReservedDBInstancesOfferings .....	530
Request Parameters .....	530
Response Elements .....	532
Errors .....	532
Examples .....	533
See Also .....	534
DescribeSourceRegions .....	535
Request Parameters .....	535
Response Elements .....	536
Errors .....	536
Examples .....	536
See Also .....	537
DescribeTenantDatabases .....	539
Request Parameters .....	539
Response Elements .....	540
Errors .....	540
See Also .....	541
DescribeValidDBInstanceModifications .....	542
Request Parameters .....	542
Response Elements .....	542
Errors .....	542
See Also .....	543
DisableHttpEndpoint .....	544
Request Parameters .....	544
Response Elements .....	544
Errors .....	545
See Also .....	545
DownloadDBLogFilePortion .....	546
Request Parameters .....	546
Response Elements .....	547
Errors .....	547
Examples .....	548
See Also .....	550
EnableHttpEndpoint .....	552

Request Parameters .....	552
Response Elements .....	552
Errors .....	553
See Also .....	553
FailoverDBCluster .....	554
Request Parameters .....	554
Response Elements .....	555
Errors .....	556
Examples .....	556
See Also .....	558
FailoverGlobalCluster .....	559
Request Parameters .....	560
Response Elements .....	561
Errors .....	561
See Also .....	562
ListTagsForResource .....	563
Request Parameters .....	563
Response Elements .....	563
Errors .....	563
Examples .....	565
See Also .....	566
ModifyActivityStream .....	567
Request Parameters .....	567
Response Elements .....	567
Errors .....	568
See Also .....	569
ModifyCertificates .....	570
Request Parameters .....	570
Response Elements .....	571
Errors .....	571
See Also .....	571
ModifyCurrentDBClusterCapacity .....	573
Request Parameters .....	573
Response Elements .....	575
Errors .....	575
See Also .....	576

ModifyCustomDBEngineVersion .....	577
Request Parameters .....	577
Response Elements .....	579
Errors .....	584
Examples .....	584
See Also .....	586
ModifyDBCluster .....	587
Request Parameters .....	587
Response Elements .....	604
Errors .....	605
Examples .....	607
See Also .....	611
ModifyDBClusterEndpoint .....	612
Request Parameters .....	612
Response Elements .....	613
Errors .....	614
See Also .....	615
ModifyDBClusterParameterGroup .....	616
Request Parameters .....	616
Response Elements .....	617
Errors .....	618
Examples .....	618
See Also .....	619
ModifyDBClusterSnapshotAttribute .....	620
Request Parameters .....	620
Response Elements .....	622
Errors .....	622
Examples .....	623
See Also .....	624
ModifyDBInstance .....	625
Request Parameters .....	625
Response Elements .....	650
Errors .....	650
Examples .....	653
See Also .....	655
ModifyDBParameterGroup .....	656



Request Parameters .....	656
Response Elements .....	657
Errors .....	657
Examples .....	658
See Also .....	659
<b>ModifyDBProxy .....</b>	<b>660</b>
Request Parameters .....	660
Response Elements .....	661
Errors .....	662
See Also .....	662
<b>ModifyDBProxyEndpoint .....</b>	<b>664</b>
Request Parameters .....	664
Response Elements .....	665
Errors .....	665
See Also .....	665
<b>ModifyDBProxyTargetGroup .....</b>	<b>667</b>
Request Parameters .....	667
Response Elements .....	667
Errors .....	668
See Also .....	668
<b>ModifyDBRecommendation .....</b>	<b>670</b>
Request Parameters .....	670
Response Elements .....	671
Errors .....	671
Examples .....	671
See Also .....	675
<b>ModifyDBShardGroup .....</b>	<b>677</b>
Request Parameters .....	677
Response Elements .....	677
Errors .....	679
See Also .....	680
<b>ModifyDBSnapshot .....</b>	<b>681</b>
Request Parameters .....	681
Response Elements .....	682
Errors .....	682
Examples .....	683

---

See Also .....	684
ModifyDBSnapshotAttribute .....	685
Request Parameters .....	685
Response Elements .....	686
Errors .....	687
Examples .....	687
See Also .....	688
ModifyDBSubnetGroup .....	690
Request Parameters .....	690
Response Elements .....	690
Errors .....	691
Examples .....	692
See Also .....	693
ModifyEventSubscription .....	694
Request Parameters .....	694
Response Elements .....	695
Errors .....	695
Examples .....	696
See Also .....	697
ModifyGlobalCluster .....	699
Request Parameters .....	699
Response Elements .....	701
Errors .....	701
See Also .....	701
ModifyIntegration .....	703
Request Parameters .....	703
Response Elements .....	704
Errors .....	706
Examples .....	707
See Also .....	708
ModifyOptionGroup .....	709
Request Parameters .....	709
Response Elements .....	710
Errors .....	710
Examples .....	710
See Also .....	713

ModifyTenantDatabase .....	715
Request Parameters .....	715
Response Elements .....	716
Errors .....	716
See Also .....	717
PromoteReadReplica .....	718
Request Parameters .....	718
Response Elements .....	719
Errors .....	720
Examples .....	720
See Also .....	722
PromoteReadReplicaDBCluster .....	723
Request Parameters .....	723
Response Elements .....	723
Errors .....	724
Examples .....	724
See Also .....	726
PurchaseReservedDBInstancesOffering .....	727
Request Parameters .....	727
Response Elements .....	728
Errors .....	728
Examples .....	728
See Also .....	730
RebootDBCluster .....	731
Request Parameters .....	731
Response Elements .....	731
Errors .....	732
Examples .....	732
See Also .....	735
RebootDBInstance .....	736
Request Parameters .....	736
Response Elements .....	737
Errors .....	737
Examples .....	737
See Also .....	739
RebootDBShardGroup .....	741

---

Request Parameters .....	741
Response Elements .....	741
Errors .....	743
See Also .....	743
RegisterDBProxyTargets .....	745
Request Parameters .....	745
Response Elements .....	745
Errors .....	746
See Also .....	747
RemoveFromGlobalCluster .....	749
Request Parameters .....	749
Response Elements .....	749
Errors .....	750
See Also .....	750
RemoveRoleFromDBCluster .....	751
Request Parameters .....	751
Errors .....	751
Examples .....	752
See Also .....	753
RemoveRoleFromDBInstance .....	754
Request Parameters .....	754
Errors .....	754
Examples .....	755
See Also .....	755
RemoveSourceIdentifierFromSubscription .....	757
Request Parameters .....	757
Response Elements .....	757
Errors .....	757
Examples .....	758
See Also .....	759
RemoveTagsFromResource .....	760
Request Parameters .....	760
Errors .....	760
Examples .....	762
See Also .....	762
ResetDBClusterParameterGroup .....	764

---

Request Parameters .....	764
Response Elements .....	765
Errors .....	765
Examples .....	766
See Also .....	766
ResetDBParameterGroup .....	768
Request Parameters .....	768
Response Elements .....	769
Errors .....	769
Examples .....	770
See Also .....	771
RestoreDBClusterFromS3 .....	773
Request Parameters .....	773
Response Elements .....	784
Errors .....	785
Examples .....	787
See Also .....	788
RestoreDBClusterFromSnapshot .....	790
Request Parameters .....	790
Response Elements .....	801
Errors .....	802
Examples .....	805
See Also .....	809
RestoreDBClusterToPointInTime .....	810
Request Parameters .....	810
Response Elements .....	821
Errors .....	822
Examples .....	825
See Also .....	829
RestoreDBInstanceFromDBSnapshot .....	830
Request Parameters .....	830
Response Elements .....	845
Errors .....	845
Examples .....	848
See Also .....	850
RestoreDBInstanceFromS3 .....	851

Request Parameters .....	851
Response Elements .....	865
Errors .....	866
See Also .....	868
RestoreDBInstanceToPointInTime .....	870
Request Parameters .....	870
Response Elements .....	885
Errors .....	886
Examples .....	889
See Also .....	891
RevokeDBSecurityGroupIngress .....	892
Request Parameters .....	892
Response Elements .....	893
Errors .....	893
Examples .....	894
See Also .....	895
StartActivityStream .....	896
Request Parameters .....	896
Response Elements .....	897
Errors .....	898
See Also .....	899
StartDBCluster .....	900
Request Parameters .....	900
Response Elements .....	900
Errors .....	901
Examples .....	901
See Also .....	902
StartDBInstance .....	903
Request Parameters .....	903
Response Elements .....	903
Errors .....	904
Examples .....	905
See Also .....	909
StartDBInstanceAutomatedBackupsReplication .....	910
Request Parameters .....	910
Response Elements .....	911

Errors .....	911
See Also .....	912
StartExportTask .....	914
Request Parameters .....	914
Response Elements .....	916
Errors .....	919
See Also .....	920
StopActivityStream .....	922
Request Parameters .....	922
Response Elements .....	922
Errors .....	923
See Also .....	924
StopDBCluster .....	925
Request Parameters .....	925
Response Elements .....	925
Errors .....	926
Examples .....	926
See Also .....	927
StopDBInstance .....	928
Request Parameters .....	928
Response Elements .....	928
Errors .....	929
See Also .....	930
StopDBInstanceAutomatedBackupsReplication .....	931
Request Parameters .....	931
Response Elements .....	931
Errors .....	931
See Also .....	932
SwitchoverBlueGreenDeployment .....	933
Request Parameters .....	933
Response Elements .....	934
Errors .....	934
Examples .....	934
See Also .....	936
SwitchoverGlobalCluster .....	937
Request Parameters .....	937

Response Elements .....	938
Errors .....	938
See Also .....	939
SwitchoverReadReplica .....	940
Request Parameters .....	940
Response Elements .....	940
Errors .....	940
Examples .....	941
See Also .....	944
<b>Data Types .....</b>	<b>945</b>
AccountQuota .....	950
Contents .....	951
See Also .....	952
AvailabilityZone .....	953
Contents .....	953
See Also .....	953
AvailableProcessorFeature .....	954
Contents .....	954
See Also .....	954
BlueGreenDeployment .....	956
Contents .....	956
See Also .....	959
BlueGreenDeploymentTask .....	960
Contents .....	960
See Also .....	960
Certificate .....	962
Contents .....	962
See Also .....	963
CertificateDetails .....	964
Contents .....	964
See Also .....	964
CharacterSet .....	965
Contents .....	965
See Also .....	965
CloudwatchLogsExportConfiguration .....	966
Contents .....	966



---

See Also .....	966
ClusterPendingModifiedValues .....	968
Contents .....	968
See Also .....	970
ConnectionPoolConfiguration .....	971
Contents .....	971
See Also .....	973
ConnectionPoolConfigurationInfo .....	974
Contents .....	974
See Also .....	975
ContextAttribute .....	976
Contents .....	976
See Also .....	976
CustomDBEngineVersionAMI .....	977
Contents .....	977
See Also .....	977
DBCluster .....	978
Contents .....	978
See Also .....	995
DBClusterAutomatedBackup .....	996
Contents .....	996
See Also .....	1001
DBClusterBacktrack .....	1002
Contents .....	1002
See Also .....	1003
DBClusterEndpoint .....	1004
Contents .....	1004
See Also .....	1006
DBClusterMember .....	1007
Contents .....	1007
See Also .....	1008
DBClusterOptionGroupStatus .....	1009
Contents .....	1009
See Also .....	1009
DBClusterParameterGroup .....	1010
Contents .....	1010

See Also .....	1011
DBClusterRole .....	1012
Contents .....	1012
See Also .....	1013
DBClusterSnapshot .....	1014
Contents .....	1014
See Also .....	1019
DBClusterSnapshotAttribute .....	1020
Contents .....	1020
See Also .....	1021
DBClusterSnapshotAttributesResult .....	1022
Contents .....	1022
See Also .....	1022
DBClusterStatusInfo .....	1024
Contents .....	1024
See Also .....	1025
DBEngineVersion .....	1026
Contents .....	1026
See Also .....	1033
DBInstance .....	1034
Contents .....	1034
See Also .....	1052
DBInstanceAutomatedBackup .....	1053
Contents .....	1053
See Also .....	1059
DBInstanceAutomatedBackupsReplication .....	1060
Contents .....	1060
See Also .....	1060
DBInstanceRole .....	1061
Contents .....	1061
See Also .....	1062
DBInstanceStatusInfo .....	1063
Contents .....	1063
See Also .....	1064
DBParameterGroup .....	1065
Contents .....	1065

See Also .....	1066
DBParameterGroupStatus .....	1067
Contents .....	1067
See Also .....	1068
DBProxy .....	1069
Contents .....	1069
See Also .....	1072
DBProxyEndpoint .....	1073
Contents .....	1073
See Also .....	1075
DBProxyTarget .....	1076
Contents .....	1076
See Also .....	1077
DBProxyTargetGroup .....	1079
Contents .....	1079
See Also .....	1080
DBRecommendation .....	1082
Contents .....	1082
See Also .....	1086
DBSecurityGroup .....	1087
Contents .....	1087
See Also .....	1088
DBSecurityGroupMembership .....	1089
Contents .....	1089
See Also .....	1089
DBShardGroup .....	1091
Contents .....	1091
See Also .....	1093
DBSnapshot .....	1094
Contents .....	1094
See Also .....	1101
DBSnapshotAttribute .....	1102
Contents .....	1102
See Also .....	1103
DBSnapshotAttributesResult .....	1104
Contents .....	1104

---

See Also .....	1104
DBSnapshotTenantDatabase .....	1105
Contents .....	1105
See Also .....	1107
DBSubnetGroup .....	1108
Contents .....	1108
See Also .....	1109
DescribeDBLogFilesDetails .....	1111
Contents .....	1111
See Also .....	1111
DocLink .....	1113
Contents .....	1113
See Also .....	1113
DomainMembership .....	1114
Contents .....	1114
See Also .....	1115
DoubleRange .....	1116
Contents .....	1116
See Also .....	1116
EC2SecurityGroup .....	1117
Contents .....	1117
See Also .....	1118
Endpoint .....	1119
Contents .....	1119
See Also .....	1120
EngineDefaults .....	1121
Contents .....	1121
See Also .....	1121
Event .....	1123
Contents .....	1123
See Also .....	1124
EventCategoriesMap .....	1125
Contents .....	1125
See Also .....	1125
EventSubscription .....	1126
Contents .....	1126

---

See Also .....	1128
ExportTask .....	1129
Contents .....	1129
See Also .....	1132
FailoverState .....	1133
Contents .....	1133
See Also .....	1134
Filter .....	1135
Contents .....	1135
See Also .....	1136
GlobalCluster .....	1137
Contents .....	1137
See Also .....	1139
GlobalClusterMember .....	1140
Contents .....	1140
See Also .....	1141
Integration .....	1142
Contents .....	1142
See Also .....	1145
IntegrationError .....	1146
Contents .....	1146
See Also .....	1146
IPRange .....	1147
Contents .....	1147
See Also .....	1147
IssueDetails .....	1148
Contents .....	1148
See Also .....	1148
LimitlessDatabase .....	1149
Contents .....	1149
See Also .....	1149
MasterUserSecret .....	1150
Contents .....	1150
See Also .....	1151
Metric .....	1152
Contents .....	1152

---

See Also .....	1153
MetricQuery .....	1154
Contents .....	1154
See Also .....	1154
MetricReference .....	1155
Contents .....	1155
See Also .....	1155
MinimumEngineVersionPerAllowedValue .....	1156
Contents .....	1156
See Also .....	1156
Option .....	1157
Contents .....	1157
See Also .....	1158
OptionConfiguration .....	1160
Contents .....	1160
See Also .....	1161
OptionGroup .....	1162
Contents .....	1162
See Also .....	1164
OptionGroupMembership .....	1165
Contents .....	1165
See Also .....	1165
OptionGroupOption .....	1166
Contents .....	1166
See Also .....	1169
OptionGroupOptionSetting .....	1170
Contents .....	1170
See Also .....	1171
OptionSetting .....	1172
Contents .....	1172
See Also .....	1173
OptionVersion .....	1175
Contents .....	1175
See Also .....	1175
OrderableDBInstanceOption .....	1176
Contents .....	1176

---

See Also .....	1182
Outpost .....	1184
Contents .....	1184
See Also .....	1184
Parameter .....	1185
Contents .....	1185
See Also .....	1187
PendingCloudwatchLogsExports .....	1188
Contents .....	1188
See Also .....	1188
PendingMaintenanceAction .....	1189
Contents .....	1189
See Also .....	1190
PendingModifiedValues .....	1191
Contents .....	1191
See Also .....	1195
PerformanceInsightsMetricDimensionGroup .....	1196
Contents .....	1196
See Also .....	1197
PerformanceInsightsMetricQuery .....	1198
Contents .....	1198
See Also .....	1199
PerformanceIssueDetails .....	1200
Contents .....	1200
See Also .....	1201
ProcessorFeature .....	1202
Contents .....	1203
See Also .....	1203
Range .....	1204
Contents .....	1204
See Also .....	1204
RdsCustomClusterConfiguration .....	1206
Contents .....	1206
See Also .....	1206
RecommendedAction .....	1208
Contents .....	1208

---

See Also .....	1210
RecommendedActionParameter .....	1211
Contents .....	1211
See Also .....	1211
RecommendedActionUpdate .....	1212
Contents .....	1212
See Also .....	1212
RecurringCharge .....	1213
Contents .....	1213
See Also .....	1213
ReferenceDetails .....	1214
Contents .....	1214
See Also .....	1214
ReservedDBInstance .....	1215
Contents .....	1215
See Also .....	1218
ReservedDBInstancesOffering .....	1219
Contents .....	1219
See Also .....	1221
ResourcePendingMaintenanceActions .....	1222
Contents .....	1222
See Also .....	1222
RestoreWindow .....	1223
Contents .....	1223
See Also .....	1223
ScalarReferenceDetails .....	1224
Contents .....	1224
See Also .....	1224
ScalingConfiguration .....	1225
Contents .....	1225
See Also .....	1227
ScalingConfigurationInfo .....	1228
Contents .....	1228
See Also .....	1229
ServerlessV2ScalingConfiguration .....	1230
Contents .....	1230



---

See Also .....	1230
ServerlessV2ScalingConfigurationInfo .....	1232
Contents .....	1232
See Also .....	1232
SourceRegion .....	1234
Contents .....	1234
See Also .....	1235
Subnet .....	1236
Contents .....	1236
See Also .....	1237
SwitchoverDetail .....	1238
Contents .....	1238
See Also .....	1239
Tag .....	1240
Contents .....	1240
See Also .....	1240
TargetHealth .....	1242
Contents .....	1242
See Also .....	1243
TenantDatabase .....	1244
Contents .....	1244
See Also .....	1246
TenantDatabasePendingModifiedValues .....	1247
Contents .....	1247
See Also .....	1247
Timezone .....	1248
Contents .....	1248
See Also .....	1248
UpgradeTarget .....	1249
Contents .....	1249
See Also .....	1251
UserAuthConfig .....	1252
Contents .....	1252
See Also .....	1253
UserAuthConfigInfo .....	1254
Contents .....	1254

---

See Also .....	1255
ValidDBInstanceModificationsMessage .....	1256
Contents .....	1256
See Also .....	1256
ValidStorageOptions .....	1258
Contents .....	1258
See Also .....	1259
VpcSecurityGroupMembership .....	1260
Contents .....	1260
See Also .....	1260
<b>Common Parameters .....</b>	<b>1261</b>
<b>Common Errors .....</b>	<b>1264</b>

# Welcome

Amazon Relational Database Service (Amazon RDS) is a web service that makes it easier to set up, operate, and scale a relational database in the cloud. It provides cost-efficient, resizeable capacity for an industry-standard relational database and manages common database administration tasks, freeing up developers to focus on what makes their applications and businesses unique.

Amazon RDS gives you access to the capabilities of a MySQL, MariaDB, PostgreSQL, Microsoft SQL Server, Oracle, Db2, or Amazon Aurora database server. These capabilities mean that the code, applications, and tools you already use today with your existing databases work with Amazon RDS without modification. Amazon RDS automatically backs up your database and maintains the database software that powers your DB instance. Amazon RDS is flexible: you can scale your DB instance's compute resources and storage capacity to meet your application's demand. As with all Amazon Web Services, there are no up-front investments, and you pay only for the resources you use.

This interface reference for Amazon RDS contains documentation for a programming or command line interface you can use to manage Amazon RDS. Amazon RDS is asynchronous, which means that some interfaces might require techniques such as polling or callback functions to determine when a command has been applied. In this reference, the parameter descriptions indicate whether a command is applied immediately, on the next instance reboot, or during the maintenance window. The reference structure is as follows, and we list following some related topics from the user guide.

## Amazon RDS API Reference

- For the alphabetical list of API actions, see [API Actions](#).
- For the alphabetical list of data types, see [Data Types](#).
- For a list of common query parameters, see [Common Parameters](#).
- For descriptions of the error codes, see [Common Errors](#).

## Amazon RDS User Guide

- For a summary of the Amazon RDS interfaces, see [Available RDS Interfaces](#).
- For more information about how to use the Query API, see [Using the Query API](#).

This document was last published on June 28, 2024.

# Actions

The following actions are supported:

- [AddRoleToDBCluster](#)
- [AddRoleToDBInstance](#)
- [AddSourceIdentifierToSubscription](#)
- [AddTagsToResource](#)
- [ApplyPendingMaintenanceAction](#)
- [AuthorizeDBSecurityGroupIngress](#)
- [BacktrackDBCluster](#)
- [CancelExportTask](#)
- [CopyDBClusterParameterGroup](#)
- [CopyDBClusterSnapshot](#)
- [CopyDBParameterGroup](#)
- [CopyDBSnapshot](#)
- [CopyOptionGroup](#)
- [CreateBlueGreenDeployment](#)
- [CreateCustomDBEngineVersion](#)
- [CreateDBCluster](#)
- [CreateDBClusterEndpoint](#)
- [CreateDBClusterParameterGroup](#)
- [CreateDBClusterSnapshot](#)
- [CreateDBInstance](#)
- [CreateDBInstanceReadReplica](#)
- [CreateDBParameterGroup](#)
- [CreateDBProxy](#)
- [CreateDBProxyEndpoint](#)
- [CreateDBSecurityGroup](#)
- [CreateDBShardGroup](#)
- [CreateDBSnapshot](#)

- [CreateDBSubnetGroup](#)
- [CreateEventSubscription](#)
- [CreateGlobalCluster](#)
- [CreateIntegration](#)
- [CreateOptionGroup](#)
- [CreateTenantDatabase](#)
- [DeleteBlueGreenDeployment](#)
- [DeleteCustomDBEngineVersion](#)
- [DeleteDBCluster](#)
- [DeleteDBClusterAutomatedBackup](#)
- [DeleteDBClusterEndpoint](#)
- [DeleteDBClusterParameterGroup](#)
- [DeleteDBClusterSnapshot](#)
- [DeleteDBInstance](#)
- [DeleteDBInstanceAutomatedBackup](#)
- [DeleteDBParameterGroup](#)
- [DeleteDBProxy](#)
- [DeleteDBProxyEndpoint](#)
- [DeleteDBSecurityGroup](#)
- [DeleteDBShardGroup](#)
- [DeleteDBSnapshot](#)
- [DeleteDBSubnetGroup](#)
- [DeleteEventSubscription](#)
- [DeleteGlobalCluster](#)
- [DeleteIntegration](#)
- [DeleteOptionGroup](#)
- [DeleteTenantDatabase](#)
- [DeregisterDBProxyTargets](#)
- [DescribeAccountAttributes](#)
- [DescribeBlueGreenDeployments](#)

- [DescribeCertificates](#)
- [DescribeDBClusterAutomatedBackups](#)
- [DescribeDBClusterBacktracks](#)
- [DescribeDBClusterEndpoints](#)
- [DescribeDBClusterParameterGroups](#)
- [DescribeDBClusterParameters](#)
- [DescribeDBClusters](#)
- [DescribeDBClusterSnapshotAttributes](#)
- [DescribeDBClusterSnapshots](#)
- [DescribeDBEngineVersions](#)
- [DescribeDBInstanceAutomatedBackups](#)
- [DescribeDBInstances](#)
- [DescribeDBLogFiles](#)
- [DescribeDBParameterGroups](#)
- [DescribeDBParameters](#)
- [DescribeDBProxies](#)
- [DescribeDBProxyEndpoints](#)
- [DescribeDBProxyTargetGroups](#)
- [DescribeDBProxyTargets](#)
- [DescribeDBRecommendations](#)
- [DescribeDBSecurityGroups](#)
- [DescribeDBShardGroups](#)
- [DescribeDBSnapshotAttributes](#)
- [DescribeDBSnapshots](#)
- [DescribeDBSnapshotTenantDatabases](#)
- [DescribeDBSubnetGroups](#)
- [DescribeEngineDefaultClusterParameters](#)
- [DescribeEngineDefaultParameters](#)
- [DescribeEventCategories](#)
- [DescribeEvents](#)

- [DescribeEventSubscriptions](#)
- [DescribeExportTasks](#)
- [DescribeGlobalClusters](#)
- [DescribeIntegrations](#)
- [DescribeOptionGroupOptions](#)
- [DescribeOptionGroups](#)
- [DescribeOrderableDBInstanceOptions](#)
- [DescribePendingMaintenanceActions](#)
- [DescribeReservedDBInstances](#)
- [DescribeReservedDBInstancesOfferings](#)
- [DescribeSourceRegions](#)
- [DescribeTenantDatabases](#)
- [DescribeValidDBInstanceModifications](#)
- [DisableHttpEndpoint](#)
- [DownloadDBLogFilePortion](#)
- [EnableHttpEndpoint](#)
- [FailoverDBCluster](#)
- [FailoverGlobalCluster](#)
- [ListTagsForResource](#)
- [ModifyActivityStream](#)
- [ModifyCertificates](#)
- [ModifyCurrentDBClusterCapacity](#)
- [ModifyCustomDBEngineVersion](#)
- [ModifyDBCluster](#)
- [ModifyDBClusterEndpoint](#)
- [ModifyDBClusterParameterGroup](#)
- [ModifyDBClusterSnapshotAttribute](#)
- [ModifyDBInstance](#)
- [ModifyDBParameterGroup](#)
- [ModifyDBProxy](#)



- [ModifyDBProxyEndpoint](#)
- [ModifyDBProxyTargetGroup](#)
- [ModifyDBRecommendation](#)
- [ModifyDBShardGroup](#)
- [ModifyDBSnapshot](#)
- [ModifyDBSnapshotAttribute](#)
- [ModifyDBSubnetGroup](#)
- [ModifyEventSubscription](#)
- [ModifyGlobalCluster](#)
- [ModifyIntegration](#)
- [ModifyOptionGroup](#)
- [ModifyTenantDatabase](#)
- [PromoteReadReplica](#)
- [PromoteReadReplicaDBCluster](#)
- [PurchaseReservedDBInstancesOffering](#)
- [RebootDBCluster](#)
- [RebootDBInstance](#)
- [RebootDBShardGroup](#)
- [RegisterDBProxyTargets](#)
- [RemoveFromGlobalCluster](#)
- [RemoveRoleFromDBCluster](#)
- [RemoveRoleFromDBInstance](#)
- [RemoveSourceIdentifierFromSubscription](#)
- [RemoveTagsFromResource](#)
- [ResetDBClusterParameterGroup](#)
- [ResetDBParameterGroup](#)
- [RestoreDBClusterFromS3](#)
- [RestoreDBClusterFromSnapshot](#)
- [RestoreDBClusterToPointInTime](#)
- [RestoreDBInstanceFromDBSnapshot](#)

- [RestoreDBInstanceFromS3](#)
- [RestoreDBInstanceToPointInTime](#)
- [RevokeDBSecurityGroupIngress](#)
- [StartActivityStream](#)
- [StartDBCluster](#)
- [StartDBInstance](#)
- [StartDBInstanceAutomatedBackupsReplication](#)
- [StartExportTask](#)
- [StopActivityStream](#)
- [StopDBCluster](#)
- [StopDBInstance](#)
- [StopDBInstanceAutomatedBackupsReplication](#)
- [SwitchoverBlueGreenDeployment](#)
- [SwitchoverGlobalCluster](#)
- [SwitchoverReadReplica](#)

# AddRoleToDBCluster

Associates an AWS Identity and Access Management (IAM) role with a DB cluster.

## Request Parameters

For information about the parameters that are common to all actions, see [Common Parameters](#).

### **DBClusterIdentifier**

The name of the DB cluster to associate the IAM role with.

Type: String

Required: Yes

### **RoleArn**

The Amazon Resource Name (ARN) of the IAM role to associate with the Aurora DB cluster, for example `arn:aws:iam::123456789012:role/AuroraAccessRole`.

Type: String

Required: Yes

### **FeatureName**

The name of the feature for the DB cluster that the IAM role is to be associated with. For information about supported feature names, see [DBEngineVersion](#).

Type: String

Required: No

## Errors

For information about the errors that are common to all actions, see [Common Errors](#).

### **DBClusterNotFoundFault**

`DBClusterIdentifier` doesn't refer to an existing DB cluster.

HTTP Status Code: 404

### **DBClusterRoleAlreadyExists**

The specified IAM role Amazon Resource Name (ARN) is already associated with the specified DB cluster.

HTTP Status Code: 400

### **DBClusterRoleQuotaExceeded**

You have exceeded the maximum number of IAM roles that can be associated with the specified DB cluster.

HTTP Status Code: 400

### **InvalidDBClusterStateFault**

The requested operation can't be performed while the cluster is in this state.

HTTP Status Code: 400

## **Examples**

### **Example**

This example illustrates one usage of `AddRoleToDBCluster`.

### **Sample Request**

```
https://rds.us-east-1.amazonaws.com/  
  ?Action=AddRoleToDBCluster  
  &DBClusterIdentifier=sample-cluster  
  &RoleArn=arn%3Aaws%3Aiam%3A%3A123456789012%3Arole%2Fsample-role  
  &SignatureMethod=HmacSHA256  
  &SignatureVersion=4  
  &Version=2014-10-31  
  &X-Amz-Algorithm=AWS4-HMAC-SHA256  
  &X-Amz-Credential=AKIADQKE4SARGYLE/20161012/us-east-1/rds/aws4_request  
  &X-Amz-Date=20161012T204524Z  
  &X-Amz-SignedHeaders=content-type;host;user-agent;x-amz-content-sha256;x-amz-date  
  &X-Amz-Signature=d73c069210f98e5377851fa4c4ab2fdd53e8bd5d5f02f4f8ef15d4daa5b04567
```

## Sample Response

```
<AddRoleToDBClusterResponse xmlns="http://rds.amazonaws.com/doc/2014-10-31/">
  <ResponseMetadata>
    <RequestId>ccccbdb6-90bc-11e6-8533-cd6447e421f8</RequestId>
  </ResponseMetadata>
</AddRoleToDBClusterResponse>
```

## See Also

For more information about using this API in one of the language-specific AWS SDKs, see the following:

- [AWS Command Line Interface](#)
- [AWS SDK for .NET](#)
- [AWS SDK for C++](#)
- [AWS SDK for Go v2](#)
- [AWS SDK for Java V2](#)
- [AWS SDK for JavaScript V3](#)
- [AWS SDK for PHP V3](#)
- [AWS SDK for Python](#)
- [AWS SDK for Ruby V3](#)

# AddRoleToDBInstance

Associates an AWS Identity and Access Management (IAM) role with a DB instance.

## Note

To add a role to a DB instance, the status of the DB instance must be available.

This command doesn't apply to RDS Custom.

## Request Parameters

For information about the parameters that are common to all actions, see [Common Parameters](#).

### DBInstanceIdentifier

The name of the DB instance to associate the IAM role with.

Type: String

Required: Yes

### FeatureName

The name of the feature for the DB instance that the IAM role is to be associated with. For information about supported feature names, see [DBEngineVersion](#).

Type: String

Required: Yes

### RoleArn

The Amazon Resource Name (ARN) of the IAM role to associate with the DB instance, for example `arn:aws:iam::123456789012:role/AccessRole`.

Type: String

Required: Yes

## Errors

For information about the errors that are common to all actions, see [Common Errors](#).

## DBInstanceNotFound

`DBInstanceIdentifier` doesn't refer to an existing DB instance.

HTTP Status Code: 404

## DBInstanceRoleAlreadyExists

The specified `RoleArn` or `FeatureName` value is already associated with the DB instance.

HTTP Status Code: 400

## DBInstanceRoleQuotaExceeded

You can't associate any more AWS Identity and Access Management (IAM) roles with the DB instance because the quota has been reached.

HTTP Status Code: 400

## InvalidDBInstanceState

The DB instance isn't in a valid state.

HTTP Status Code: 400

## Examples

### Example

This example illustrates one usage of `AddRoleToDBInstance`.

### Sample Request

```
https://rds.us-east-1.amazonaws.com/  
?Action=AddRoleToDBInstance  
&DBInstanceIdentifier=sample-instance  
&RoleArn=arn%3Aaws%3Aiam%3A%3A123456789012%3Arole%2Fsample-role  
&FeatureName=s3Import
```

## See Also

For more information about using this API in one of the language-specific AWS SDKs, see the following:

- [AWS Command Line Interface](#)
- [AWS SDK for .NET](#)
- [AWS SDK for C++](#)
- [AWS SDK for Go v2](#)
- [AWS SDK for Java V2](#)
- [AWS SDK for JavaScript V3](#)
- [AWS SDK for PHP V3](#)
- [AWS SDK for Python](#)
- [AWS SDK for Ruby V3](#)



# AddSourceIdentifierToSubscription

Adds a source identifier to an existing RDS event notification subscription.

## Request Parameters

For information about the parameters that are common to all actions, see [Common Parameters](#).

### SourceIdentifier

The identifier of the event source to be added.

Constraints:

- If the source type is a DB instance, a `DBInstanceIdentifier` value must be supplied.
- If the source type is a DB cluster, a `DBClusterIdentifier` value must be supplied.
- If the source type is a DB parameter group, a `DBParameterGroupName` value must be supplied.
- If the source type is a DB security group, a `DBSecurityGroupName` value must be supplied.
- If the source type is a DB snapshot, a `DBSnapshotIdentifier` value must be supplied.
- If the source type is a DB cluster snapshot, a `DBClusterSnapshotIdentifier` value must be supplied.
- If the source type is an RDS Proxy, a `DBProxyName` value must be supplied.

Type: String

Required: Yes

### SubscriptionName

The name of the RDS event notification subscription you want to add a source identifier to.

Type: String

Required: Yes

## Response Elements

The following element is returned by the service.

## EventSubscription

Contains the results of a successful invocation of the DescribeEventSubscriptions action.

Type: [EventSubscription](#) object

## Errors

For information about the errors that are common to all actions, see [Common Errors](#).

### SourceNotFound

The requested source could not be found.

HTTP Status Code: 404

### SubscriptionNotFound

The subscription name does not exist.

HTTP Status Code: 404

## Examples

### Example

This example illustrates one usage of AddSourceIdentifierToSubscription.

### Sample Request

```
https://rds.us-east-1.amazonaws.com/
  ?Action=AddSourceIdentifierToSubscription
  &SignatureMethod=HmacSHA256
  &SignatureVersion=4
  &SourceIdentifier=mysqlldb
  &SubscriptionName=EventSubscription04
  &Version=2014-10-31
  &X-Amz-Algorithm=AWS4-HMAC-SHA256
  &X-Amz-Credential=AKIADQKE4SARGYLE/20140422/us-east-1/rds/aws4_request
  &X-Amz-Date=20140422T230442Z
  &X-Amz-SignedHeaders=content-type;host;user-agent;x-amz-content-sha256;x-amz-date
```

```
&X-Amz-Signature=347d5e788e809cd06c50214b12750a3c39716bf65b239bb6f7ee8ff5374e2df9
```

## Sample Response

```
<AddSourceIdentifierToSubscriptionResponse xmlns="http://rds.amazonaws.com/doc/2014-10-31/">
  <AddSourceIdentifierToSubscriptionResult>
    <EventSubscription>
      <SourceType>db-instance</SourceType>
      <Enabled>>true</Enabled>
      <CustomerAwsId>803#####</CustomerAwsId>
      <Status>modifying</Status>
      <SourceIdsList>
        <SourceId>mysqldb</SourceId>
      </SourceIdsList>
      <SubscriptionCreationTime>2014-04-22 23:03:19.776</SubscriptionCreationTime>
      <EventCategoriesList>
        <EventCategory>creation</EventCategory>
        <EventCategory>deletion</EventCategory>
      </EventCategoriesList>
      <CustSubscriptionId>EventSubscription04</CustSubscriptionId>
      <SnsTopicArn>arn:aws:sns:us-east-1:803#####:mytopic</SnsTopicArn>
    </EventSubscription>
  </AddSourceIdentifierToSubscriptionResult>
  <ResponseMetadata>
    <RequestId>6c05f0b0-bf71-11d3-f4c6-37db295f7674</RequestId>
  </ResponseMetadata>
</AddSourceIdentifierToSubscriptionResponse>
```

## See Also

For more information about using this API in one of the language-specific AWS SDKs, see the following:

- [AWS Command Line Interface](#)
- [AWS SDK for .NET](#)
- [AWS SDK for C++](#)
- [AWS SDK for Go v2](#)
- [AWS SDK for Java V2](#)

- [AWS SDK for JavaScript V3](#)
- [AWS SDK for PHP V3](#)
- [AWS SDK for Python](#)
- [AWS SDK for Ruby V3](#)

# AddTagsToResource

Adds metadata tags to an Amazon RDS resource. These tags can also be used with cost allocation reporting to track cost associated with Amazon RDS resources, or used in a Condition statement in an IAM policy for Amazon RDS.

For an overview on tagging your relational database resources, see [Tagging Amazon RDS Resources](#) or [Tagging Amazon Aurora and Amazon RDS Resources](#).

## Request Parameters

For information about the parameters that are common to all actions, see [Common Parameters](#).

### ResourceName

The Amazon RDS resource that the tags are added to. This value is an Amazon Resource Name (ARN). For information about creating an ARN, see [Constructing an RDS Amazon Resource Name \(ARN\)](#).

Type: String

Required: Yes

### Tags.Tag.N

The tags to be assigned to the Amazon RDS resource.

Type: Array of [Tag](#) objects

Required: Yes

## Errors

For information about the errors that are common to all actions, see [Common Errors](#).

### BlueGreenDeploymentNotFoundFault

`BlueGreenDeploymentIdentifier` doesn't refer to an existing blue/green deployment.

HTTP Status Code: 404

**DBClusterNotFoundFault**

`DBClusterIdentifier` doesn't refer to an existing DB cluster.

HTTP Status Code: 404

**DBInstanceNotFound**

`DBInstanceIdentifier` doesn't refer to an existing DB instance.

HTTP Status Code: 404

**DBProxyNotFoundFault**

The specified proxy name doesn't correspond to a proxy owned by your AWS account in the specified AWS Region.

HTTP Status Code: 404

**DBProxyTargetGroupNotFoundFault**

The specified target group isn't available for a proxy owned by your AWS account in the specified AWS Region.

HTTP Status Code: 404

**DBSnapshotNotFound**

`DBSnapshotIdentifier` doesn't refer to an existing DB snapshot.

HTTP Status Code: 404

**DBSnapshotTenantDatabaseNotFoundFault**

The specified snapshot tenant database wasn't found.

HTTP Status Code: 404

**IntegrationNotFoundFault**

The specified integration could not be found.

HTTP Status Code: 404

**TenantDatabaseNotFound**

The specified tenant database wasn't found in the DB instance.

## HTTP Status Code: 404

# Examples

## Example

This example illustrates one usage of `AddTagsToResource`.

## Sample Request

```
https://rds.us-west-2.amazonaws.com/
  ?Action=AddTagsToResource
  &ResourceName=arn%3Aaws%3Ards%3Aus-west-2%3A123456789012%3Adb%3Asample
  &SignatureMethod=HmacSHA256
  &SignatureVersion=4
  &Tags.member.1.Key=InstanceType
  &Tags.member.1.Value=Development
  &Tags.member.2.Key=Owner
  &Tags.member.2.Value=Admin123
  &Version=2014-10-31
  &X-Amz-Algorithm=AWS4-HMAC-SHA256
  &X-Amz-Credential=AKIADQKE4SARGYLE/20160913/us-west-2/rds/aws4_request
  &X-Amz-Date=20160913T173915Z
  &X-Amz-SignedHeaders=content-type;host;user-agent;x-amz-content-sha256;x-amz-date
  &X-Amz-Signature=90a257aa949fab364b7db0964a255986922f933f2e55e7b582ce6f9ccca2a4e0
```

## Sample Response

```
<AddTagsToResourceResponse xmlns="http://rds.amazonaws.com/doc/2014-10-31/">
  <ResponseMetadata>
    <RequestId>fd9cd844-79d8-11e6-956c-915ad715fa2f</RequestId>
  </ResponseMetadata>
</AddTagsToResourceResponse>
```

## See Also

For more information about using this API in one of the language-specific AWS SDKs, see the following:

- [AWS Command Line Interface](#)

- [AWS SDK for .NET](#)
- [AWS SDK for C++](#)
- [AWS SDK for Go v2](#)
- [AWS SDK for Java V2](#)
- [AWS SDK for JavaScript V3](#)
- [AWS SDK for PHP V3](#)
- [AWS SDK for Python](#)
- [AWS SDK for Ruby V3](#)



# ApplyPendingMaintenanceAction

Applies a pending maintenance action to a resource (for example, to a DB instance).

## Request Parameters

For information about the parameters that are common to all actions, see [Common Parameters](#).

### ApplyAction

The pending maintenance action to apply to this resource.

Valid Values: system-update, db-upgrade, hardware-maintenance, ca-certificate-rotation

Type: String

Required: Yes

### OptInType

A value that specifies the type of opt-in request, or undoes an opt-in request. An opt-in request of type `immediate` can't be undone.

Valid Values:

- `immediate` - Apply the maintenance action immediately.
- `next-maintenance` - Apply the maintenance action during the next maintenance window for the resource.
- `undo-opt-in` - Cancel any existing `next-maintenance` opt-in requests.

Type: String

Required: Yes

### ResourceIdentifier

The RDS Amazon Resource Name (ARN) of the resource that the pending maintenance action applies to. For information about creating an ARN, see [Constructing an RDS Amazon Resource Name \(ARN\)](#).

Type: String

Required: Yes

## Response Elements

The following element is returned by the service.

### ResourcePendingMaintenanceActions

Describes the pending maintenance actions for a resource.

Type: [ResourcePendingMaintenanceActions](#) object

## Errors

For information about the errors that are common to all actions, see [Common Errors](#).

### InvalidDBClusterStateFault

The requested operation can't be performed while the cluster is in this state.

HTTP Status Code: 400

### InvalidDBInstanceState

The DB instance isn't in a valid state.

HTTP Status Code: 400

### ResourceNotFoundFault

The specified resource ID was not found.

HTTP Status Code: 404

## Examples

### Example

This example illustrates one usage of `ApplyPendingMaintenanceAction`.

### Sample Request

```
https://rds.us-west-2.amazonaws.com/
```

```
?Action=ApplyPendingMaintenanceAction
&ResourceIdentifier=arn:aws:rds:us-east-1:123456781234:db:my-instance
&ApplyAction=system-update
&OptInType=immediate
&SignatureMethod=HmacSHA256
&SignatureVersion=4
&Version=2014-10-31
&X-Amz-Algorithm=AWS4-HMAC-SHA256
&X-Amz-Credential=AKIADQKE4SARGYLE/20141216/us-west-2/rds/aws4_request
&X-Amz-Date=20140421T194732Z
&X-Amz-SignedHeaders=content-type;host;user-agent;x-amz-content-sha256;x-amz-date
&X-Amz-Signature=6e25c542bf96fe24b28c12976ec92d2f856ab1d2a158e21c35441a736e4fde2b
```

## Sample Response

```
<ApplyPendingMaintenanceActionResponse xmlns="http://rds.amazonaws.com/doc/2014-10-31/">
  <ApplyPendingMaintenanceActionResult>
    <ResourcePendingMaintenanceActions>
      <ResourceIdentifier>arn:aws:rds:us-east-1:123456781234:db:my-instance</ResourceIdentifier>
      <PendingMaintenanceActionDetails>
        <PendingMaintenanceAction>
          <Action>system-update</Action>
          <OptInStatus>immediate</OptInStatus>
        </PendingMaintenanceAction>
      </PendingMaintenanceActionDetails>
    </ResourcePendingMaintenanceActions>
  </ApplyPendingMaintenanceActionResult>
  <ResponseMetadata>
    <RequestId>dcfe0682-870c-11e4-9833-b3ad657ea9da</RequestId>
  </ResponseMetadata>
</ApplyPendingMaintenanceActionResponse>
```

## See Also

For more information about using this API in one of the language-specific AWS SDKs, see the following:

- [AWS Command Line Interface](#)
- [AWS SDK for .NET](#)

- [AWS SDK for C++](#)
- [AWS SDK for Go v2](#)
- [AWS SDK for Java V2](#)
- [AWS SDK for JavaScript V3](#)
- [AWS SDK for PHP V3](#)
- [AWS SDK for Python](#)
- [AWS SDK for Ruby V3](#)

# AuthorizeDBSecurityGroupIngress

Enables ingress to a DBSecurityGroup using one of two forms of authorization. First, EC2 or VPC security groups can be added to the DBSecurityGroup if the application using the database is running on EC2 or VPC instances. Second, IP ranges are available if the application accessing your database is running on the internet. Required parameters for this API are one of CIDR range, EC2SecurityGroupId for VPC, or (EC2SecurityGroupOwnerId and either EC2SecurityGroupName or EC2SecurityGroupId for non-VPC).

You can't authorize ingress from an EC2 security group in one AWS Region to an Amazon RDS DB instance in another. You can't authorize ingress from a VPC security group in one VPC to an Amazon RDS DB instance in another.

For an overview of CIDR ranges, go to the [Wikipedia Tutorial](#).

## Note

EC2-Classic was retired on August 15, 2022. If you haven't migrated from EC2-Classic to a VPC, we recommend that you migrate as soon as possible. For more information, see [Migrate from EC2-Classic to a VPC](#) in the *Amazon EC2 User Guide*, the blog [EC2-Classic Networking is Retiring – Here's How to Prepare](#), and [Moving a DB instance not in a VPC into a VPC](#) in the *Amazon RDS User Guide*.

## Request Parameters

For information about the parameters that are common to all actions, see [Common Parameters](#).

### DBSecurityGroupName

The name of the DB security group to add authorization to.

Type: String

Required: Yes

### CIDRIP

The IP range to authorize.

Type: String

Required: No

### **EC2SecurityGroupId**

Id of the EC2 security group to authorize. For VPC DB security groups, `EC2SecurityGroupId` must be provided. Otherwise, `EC2SecurityGroupOwnerId` and either `EC2SecurityGroupName` or `EC2SecurityGroupId` must be provided.

Type: String

Required: No

### **EC2SecurityGroupName**

Name of the EC2 security group to authorize. For VPC DB security groups, `EC2SecurityGroupId` must be provided. Otherwise, `EC2SecurityGroupOwnerId` and either `EC2SecurityGroupName` or `EC2SecurityGroupId` must be provided.

Type: String

Required: No

### **EC2SecurityGroupOwnerId**

AWS account number of the owner of the EC2 security group specified in the `EC2SecurityGroupName` parameter. The AWS access key ID isn't an acceptable value. For VPC DB security groups, `EC2SecurityGroupId` must be provided. Otherwise, `EC2SecurityGroupOwnerId` and either `EC2SecurityGroupName` or `EC2SecurityGroupId` must be provided.

Type: String

Required: No

## **Response Elements**

The following element is returned by the service.

### **DBSecurityGroup**

Contains the details for an Amazon RDS DB security group.

This data type is used as a response element in the `DescribeDBSecurityGroups` action.

Type: [DBSecurityGroup](#) object

## Errors

For information about the errors that are common to all actions, see [Common Errors](#).

### AuthorizationAlreadyExists

The specified CIDR IP range or Amazon EC2 security group is already authorized for the specified DB security group.

HTTP Status Code: 400

### AuthorizationQuotaExceeded

The DB security group authorization quota has been reached.

HTTP Status Code: 400

### DBSecurityGroupNotFound

DBSecurityGroupName doesn't refer to an existing DB security group.

HTTP Status Code: 404

### InvalidDBSecurityGroupState

The state of the DB security group doesn't allow deletion.

HTTP Status Code: 400

## Examples

### Example

This example illustrates one usage of `AuthorizeDBSecurityGroupIngress`.

### Sample Request

```
https://rds.us-east-1.amazonaws.com/  
?Action=AuthorizeDBSecurityGroupIngress  
&CIDRIP=54.241.217.9%2F32
```

```

&DBSecurityGroupName=default
&SignatureMethod=HmacSHA256
&SignatureVersion=4
&Version=2014-10-31
&X-Amz-Algorithm=AWS4-HMAC-SHA256
&X-Amz-Credential=AKIADQKE4SARGYLE/20140423/us-east-1/rds/aws4_request
&X-Amz-Date=20140423T154632Z
&X-Amz-SignedHeaders=content-type;host;user-agent;x-amz-content-sha256;x-amz-date
&X-Amz-Signature=7803146e430626f47b0da058921cdb9f2ab7ffd881bd99fc859f2f635e4472bd

```

## Sample Response

```

<AuthorizeDBSecurityGroupIngressResponse xmlns="http://rds.amazonaws.com/doc/2014-10-31/">
  <AuthorizeDBSecurityGroupIngressResult>
    <DBSecurityGroup>
      <EC2SecurityGroups>
        <EC2SecurityGroup>
          <Status>authorized</Status>
          <EC2SecurityGroupName>elasticbeanstalk-windows</EC2SecurityGroupName>
          <EC2SecurityGroupOwnerId>803#####</EC2SecurityGroupOwnerId>
          <EC2SecurityGroupId>sg-7f476617</EC2SecurityGroupId>
        </EC2SecurityGroup>
      </EC2SecurityGroups>
      <DBSecurityGroupDescription>default</DBSecurityGroupDescription>
      <IPRanges>
        <IPRange>
          <CIDRIP>192.0.0.0/24</CIDRIP>
          <Status>authorized</Status>
        </IPRange>
        <IPRange>
          <CIDRIP>190.0.1.0/29</CIDRIP>
          <Status>authorized</Status>
        </IPRange>
        <IPRange>
          <CIDRIP>190.0.2.0/29</CIDRIP>
          <Status>authorized</Status>
        </IPRange>
        <IPRange>
          <CIDRIP>10.0.0.0/8</CIDRIP>
          <Status>authorized</Status>
        </IPRange>
      </IPRanges>
    </DBSecurityGroup>
  </AuthorizeDBSecurityGroupIngressResult>
</AuthorizeDBSecurityGroupIngressResponse>

```



```
</IPRanges>
  <OwnerId>803#####</OwnerId>
  <DBSecurityGroupName>default</DBSecurityGroupName>
</DBSecurityGroup>
</AuthorizeDBSecurityGroupIngressResult>
<ResponseMetadata>
  <RequestId>6176b5f8-bfed-11d3-f92b-31fa5e8dbc99</RequestId>
</ResponseMetadata>
</AuthorizeDBSecurityGroupIngressResponse>
```

## See Also

For more information about using this API in one of the language-specific AWS SDKs, see the following:

- [AWS Command Line Interface](#)
- [AWS SDK for .NET](#)
- [AWS SDK for C++](#)
- [AWS SDK for Go v2](#)
- [AWS SDK for Java V2](#)
- [AWS SDK for JavaScript V3](#)
- [AWS SDK for PHP V3](#)
- [AWS SDK for Python](#)
- [AWS SDK for Ruby V3](#)

# BacktrackDBCluster

Backtracks a DB cluster to a specific time, without creating a new DB cluster.

For more information on backtracking, see [Backtracking an Aurora DB Cluster](#) in the *Amazon Aurora User Guide*.

## Note

This action applies only to Aurora MySQL DB clusters.

## Request Parameters

For information about the parameters that are common to all actions, see [Common Parameters](#).

### BacktrackTo

The timestamp of the time to backtrack the DB cluster to, specified in ISO 8601 format. For more information about ISO 8601, see the [ISO8601 Wikipedia page](#).

## Note

If the specified time isn't a consistent time for the DB cluster, Aurora automatically chooses the nearest possible consistent time for the DB cluster.

Constraints:

- Must contain a valid ISO 8601 timestamp.
- Can't contain a timestamp set in the future.

Example: `2017-07-08T18:00Z`

Type: Timestamp

Required: Yes

### DBClusterIdentifier

The DB cluster identifier of the DB cluster to be backtracked. This parameter is stored as a lowercase string.

**Constraints:**

- Must contain from 1 to 63 alphanumeric characters or hyphens.
- First character must be a letter.
- Can't end with a hyphen or contain two consecutive hyphens.

Example: `my-cluster1`

Type: String

Required: Yes

**Force**

Specifies whether to force the DB cluster to backtrack when binary logging is enabled. Otherwise, an error occurs when binary logging is enabled.

Type: Boolean

Required: No

**UseEarliestTimeOnPointInTimeUnavailable**

Specifies whether to backtrack the DB cluster to the earliest possible backtrack time when *BacktrackTo* is set to a timestamp earlier than the earliest backtrack time. When this parameter is disabled and *BacktrackTo* is set to a timestamp earlier than the earliest backtrack time, an error occurs.

Type: Boolean

Required: No

**Response Elements**

The following elements are returned by the service.

**BacktrackedFrom**

The timestamp of the time from which the DB cluster was backtracked.

Type: Timestamp

**BacktrackIdentifier**

Contains the backtrack identifier.

Type: String

### **BacktrackRequestCreationTime**

The timestamp of the time at which the backtrack was requested.

Type: Timestamp

### **BacktrackTo**

The timestamp of the time to which the DB cluster was backtracked.

Type: Timestamp

### **DBClusterIdentifier**

Contains a user-supplied DB cluster identifier. This identifier is the unique key that identifies a DB cluster.

Type: String

### **Status**

The status of the backtrack. This property returns one of the following values:

- `applying` - The backtrack is currently being applied to or rolled back from the DB cluster.
- `completed` - The backtrack has successfully been applied to or rolled back from the DB cluster.
- `failed` - An error occurred while the backtrack was applied to or rolled back from the DB cluster.
- `pending` - The backtrack is currently pending application to or rollback from the DB cluster.

Type: String

## **Errors**

For information about the errors that are common to all actions, see [Common Errors](#).

### **DBClusterNotFoundFault**

`DBClusterIdentifier` doesn't refer to an existing DB cluster.

HTTP Status Code: 404

## InvalidDBClusterStateFault

The requested operation can't be performed while the cluster is in this state.

HTTP Status Code: 400

## See Also

For more information about using this API in one of the language-specific AWS SDKs, see the following:

- [AWS Command Line Interface](#)
- [AWS SDK for .NET](#)
- [AWS SDK for C++](#)
- [AWS SDK for Go v2](#)
- [AWS SDK for Java V2](#)
- [AWS SDK for JavaScript V3](#)
- [AWS SDK for PHP V3](#)
- [AWS SDK for Python](#)
- [AWS SDK for Ruby V3](#)

# CancelExportTask

Cancels an export task in progress that is exporting a snapshot or cluster to Amazon S3. Any data that has already been written to the S3 bucket isn't removed.

## Request Parameters

For information about the parameters that are common to all actions, see [Common Parameters](#).

### ExportTaskIdentifier

The identifier of the snapshot or cluster export task to cancel.

Type: String

Required: Yes

## Response Elements

The following elements are returned by the service.

### ExportOnly.member.N

The data exported from the snapshot or cluster.

Valid Values:

- `database` - Export all the data from a specified database.
- `database.table table-name` - Export a table of the snapshot or cluster. This format is valid only for RDS for MySQL, RDS for MariaDB, and Aurora MySQL.
- `database.schema schema-name` - Export a database schema of the snapshot or cluster. This format is valid only for RDS for PostgreSQL and Aurora PostgreSQL.
- `database.schema.table table-name` - Export a table of the database schema. This format is valid only for RDS for PostgreSQL and Aurora PostgreSQL.

Type: Array of strings

### ExportTaskIdentifier

A unique identifier for the snapshot or cluster export task. This ID isn't an identifier for the Amazon S3 bucket where the data is exported.

Type: String

**FailureCause**

The reason the export failed, if it failed.

Type: String

**IamRoleArn**

The name of the IAM role that is used to write to Amazon S3 when exporting a snapshot or cluster.

Type: String

**KmsKeyId**

The key identifier of the AWS KMS key that is used to encrypt the data when it's exported to Amazon S3. The KMS key identifier is its key ARN, key ID, alias ARN, or alias name. The IAM role used for the export must have encryption and decryption permissions to use this KMS key.

Type: String

**PercentProgress**

The progress of the snapshot or cluster export task as a percentage.

Type: Integer

**S3Bucket**

The Amazon S3 bucket where the snapshot or cluster is exported to.

Type: String

**S3Prefix**

The Amazon S3 bucket prefix that is the file name and path of the exported data.

Type: String

**SnapshotTime**

The time when the snapshot was created.

Type: Timestamp

**SourceArn**

The Amazon Resource Name (ARN) of the snapshot or cluster exported to Amazon S3.

Type: String

**SourceType**

The type of source for the export.

Type: String

Valid Values: SNAPSHOT | CLUSTER

**Status**

The progress status of the export task. The status can be one of the following:

- CANCELED
- CANCELING
- COMPLETE
- FAILED
- IN\_PROGRESS
- STARTING

Type: String

**TaskEndTime**

The time when the snapshot or cluster export task ended.

Type: Timestamp

**TaskStartTime**

The time when the snapshot or cluster export task started.

Type: Timestamp

**TotalExtractedDataInGB**

The total amount of data exported, in gigabytes.

Type: Integer



## WarningMessage

A warning about the snapshot or cluster export task.

Type: String

## Errors

For information about the errors that are common to all actions, see [Common Errors](#).

### ExportTaskNotFound

The export task doesn't exist.

HTTP Status Code: 404

### InvalidExportTaskStateFault

You can't cancel an export task that has completed.

HTTP Status Code: 400

## See Also

For more information about using this API in one of the language-specific AWS SDKs, see the following:

- [AWS Command Line Interface](#)
- [AWS SDK for .NET](#)
- [AWS SDK for C++](#)
- [AWS SDK for Go v2](#)
- [AWS SDK for Java V2](#)
- [AWS SDK for JavaScript V3](#)
- [AWS SDK for PHP V3](#)
- [AWS SDK for Python](#)
- [AWS SDK for Ruby V3](#)

# CopyDBClusterParameterGroup

Copies the specified DB cluster parameter group.

## Note

You can't copy a default DB cluster parameter group. Instead, create a new custom DB cluster parameter group, which copies the default parameters and values for the specified DB cluster parameter group family.

## Request Parameters

For information about the parameters that are common to all actions, see [Common Parameters](#).

### SourceDBClusterParameterGroupIdentifier

The identifier or Amazon Resource Name (ARN) for the source DB cluster parameter group. For information about creating an ARN, see [Constructing an ARN for Amazon RDS](#) in the *Amazon Aurora User Guide*.

Constraints:

- Must specify a valid DB cluster parameter group.

Type: String

Required: Yes

### TargetDBClusterParameterGroupDescription

A description for the copied DB cluster parameter group.

Type: String

Required: Yes

### TargetDBClusterParameterGroupIdentifier

The identifier for the copied DB cluster parameter group.

Constraints:

- Can't be null, empty, or blank

- Must contain from 1 to 255 letters, numbers, or hyphens
- First character must be a letter
- Can't end with a hyphen or contain two consecutive hyphens

Example: `my-cluster-param-group1`

Type: String

Required: Yes

### **Tags.Tag.N**

A list of tags. For more information, see [Tagging Amazon RDS Resources](#) in the *Amazon RDS User Guide*.

Type: Array of [Tag](#) objects

Required: No

## **Response Elements**

The following element is returned by the service.

### **DBClusterParameterGroup**

Contains the details of an Amazon RDS DB cluster parameter group.

This data type is used as a response element in the `DescribeDBClusterParameterGroups` action.

Type: [DBClusterParameterGroup](#) object

## **Errors**

For information about the errors that are common to all actions, see [Common Errors](#).

### **DBParameterGroupAlreadyExists**

A DB parameter group with the same name exists.

HTTP Status Code: 400

## DBParameterGroupNotFound

DBParameterGroupName doesn't refer to an existing DB parameter group.

HTTP Status Code: 404

## DBParameterGroupQuotaExceeded

The request would result in the user exceeding the allowed number of DB parameter groups.

HTTP Status Code: 400

## Examples

### Example

This example illustrates one usage of CopyDBClusterParameterGroup.

### Sample Request

```
https://rds.us-east-1.amazonaws.com/  
  ?Action=CopyDBClusterParameterGroup  
  &SignatureMethod=HmacSHA256  
  &SignatureVersion=4  
  &SourceDBClusterParameterGroupIdentifier=arn%3Aaws%3Aards%3Aus-  
east-1%3A815981987263%3cluster-pg%3Amy-cluster-pg  
  &TargetDBParameterGroupIdentifier=new-cluster-pg  
  &TargetDBParameterGroupDescription=New%20cluster%20group  
  &Version=2014-10-31  
  &X-Amz-Algorithm=AWS4-HMAC-SHA256  
  &X-Amz-Credential=AKIADQKE4SARGYLE/20160705/us-east-1/rds/aws4_request  
  &X-Amz-Date=20160705T143101Z  
  &X-Amz-SignedHeaders=content-type;host;user-agent;x-amz-content-sha256;x-amz-date  
  &X-Amz-Signature=9164337efa99caf850e874a1cb7ef62f3cea29d0b448b9e0e7c53b288ddffed2
```

### Sample Response

```
<CopyDBClusterParameterGroupResponse xmlns="http://rds.amazonaws.com/doc/2014-10-31/">  
  <CreateDBClusterParameterGroupResult>  
    <DBClusterParameterGroup>
```

```
<DBParameterGroupFamily>aurora5.6</DBParameterGroupFamily>
<Description>New cluster group</Description>
<DBClusterParameterGroupName>new-cluster-pg</DBClusterParameterGroupName>
</DBClusterParameterGroup>
</CreateDBClusterParameterGroupResult>
<ResponseMetadata>
  <RequestId>ae81a963-cd9d-11e4-8b88-8351746a4c92</RequestId>
</ResponseMetadata>
</CopyDBClusterParameterGroupResponse>
```

## See Also

For more information about using this API in one of the language-specific AWS SDKs, see the following:

- [AWS Command Line Interface](#)
- [AWS SDK for .NET](#)
- [AWS SDK for C++](#)
- [AWS SDK for Go v2](#)
- [AWS SDK for Java V2](#)
- [AWS SDK for JavaScript V3](#)
- [AWS SDK for PHP V3](#)
- [AWS SDK for Python](#)
- [AWS SDK for Ruby V3](#)

# CopyDBClusterSnapshot

Copies a snapshot of a DB cluster.

To copy a DB cluster snapshot from a shared manual DB cluster snapshot, `SourceDBClusterSnapshotIdentifier` must be the Amazon Resource Name (ARN) of the shared DB cluster snapshot.

You can copy an encrypted DB cluster snapshot from another AWS Region. In that case, the AWS Region where you call the `CopyDBClusterSnapshot` operation is the destination AWS Region for the encrypted DB cluster snapshot to be copied to. To copy an encrypted DB cluster snapshot from another AWS Region, you must provide the following values:

- `KmsKeyId` - The AWS Key Management System (AWS KMS) key identifier for the key to use to encrypt the copy of the DB cluster snapshot in the destination AWS Region.
- `TargetDBClusterSnapshotIdentifier` - The identifier for the new copy of the DB cluster snapshot in the destination AWS Region.
- `SourceDBClusterSnapshotIdentifier` - The DB cluster snapshot identifier for the encrypted DB cluster snapshot to be copied. This identifier must be in the ARN format for the source AWS Region and is the same value as the `SourceDBClusterSnapshotIdentifier` in the presigned URL.

To cancel the copy operation once it is in progress, delete the target DB cluster snapshot identified by `TargetDBClusterSnapshotIdentifier` while that DB cluster snapshot is in "copying" status.

For more information on copying encrypted Amazon Aurora DB cluster snapshots from one AWS Region to another, see [Copying a Snapshot](#) in the *Amazon Aurora User Guide*.

For more information on Amazon Aurora DB clusters, see [What is Amazon Aurora?](#) in the *Amazon Aurora User Guide*.

For more information on Multi-AZ DB clusters, see [Multi-AZ DB cluster deployments](#) in the *Amazon RDS User Guide*.

## Request Parameters

For information about the parameters that are common to all actions, see [Common Parameters](#).

## SourceDBClusterSnapshotIdentifier

The identifier of the DB cluster snapshot to copy. This parameter isn't case-sensitive.

You can't copy an encrypted, shared DB cluster snapshot from one AWS Region to another.

Constraints:

- Must specify a valid system snapshot in the "available" state.
- If the source snapshot is in the same AWS Region as the copy, specify a valid DB snapshot identifier.
- If the source snapshot is in a different AWS Region than the copy, specify a valid DB cluster snapshot ARN. For more information, go to [Copying Snapshots Across AWS Regions](#) in the *Amazon Aurora User Guide*.

Example: `my-cluster-snapshot1`

Type: String

Required: Yes

## TargetDBClusterSnapshotIdentifier

The identifier of the new DB cluster snapshot to create from the source DB cluster snapshot. This parameter isn't case-sensitive.

Constraints:

- Must contain from 1 to 63 letters, numbers, or hyphens.
- First character must be a letter.
- Can't end with a hyphen or contain two consecutive hyphens.

Example: `my-cluster-snapshot2`

Type: String

Required: Yes

## CopyTags

Specifies whether to copy all tags from the source DB cluster snapshot to the target DB cluster snapshot. By default, tags are not copied.

Type: Boolean

Required: No

### **KmsKeyId**

The AWS KMS key identifier for an encrypted DB cluster snapshot. The AWS KMS key identifier is the key ARN, key ID, alias ARN, or alias name for the AWS KMS key.

If you copy an encrypted DB cluster snapshot from your AWS account, you can specify a value for `KmsKeyId` to encrypt the copy with a new KMS key. If you don't specify a value for `KmsKeyId`, then the copy of the DB cluster snapshot is encrypted with the same KMS key as the source DB cluster snapshot.

If you copy an encrypted DB cluster snapshot that is shared from another AWS account, then you must specify a value for `KmsKeyId`.

To copy an encrypted DB cluster snapshot to another AWS Region, you must set `KmsKeyId` to the AWS KMS key identifier you want to use to encrypt the copy of the DB cluster snapshot in the destination AWS Region. KMS keys are specific to the AWS Region that they are created in, and you can't use KMS keys from one AWS Region in another AWS Region.

If you copy an unencrypted DB cluster snapshot and specify a value for the `KmsKeyId` parameter, an error is returned.

Type: String

Required: No

### **PreSignedUrl**

When you are copying a DB cluster snapshot from one AWS GovCloud (US) Region to another, the URL that contains a Signature Version 4 signed request for the `CopyDBClusterSnapshot` API operation in the AWS Region that contains the source DB cluster snapshot to copy. Use the `PreSignedUrl` parameter when copying an encrypted DB cluster snapshot from another AWS Region. Don't specify `PreSignedUrl` when copying an encrypted DB cluster snapshot in the same AWS Region.


This setting applies only to AWS GovCloud (US) Regions. It's ignored in other AWS Regions.

The presigned URL must be a valid request for the `CopyDBClusterSnapshot` API operation that can run in the source AWS Region that contains the encrypted DB cluster snapshot to copy. The presigned URL request must contain the following parameter values:



- `KmsKeyId` - The AWS KMS key identifier for the KMS key to use to encrypt the copy of the DB cluster snapshot in the destination AWS Region. This is the same identifier for both the `CopyDBClusterSnapshot` operation that is called in the destination AWS Region, and the operation contained in the presigned URL.
- `DestinationRegion` - The name of the AWS Region that the DB cluster snapshot is to be created in.
- `SourceDBClusterSnapshotIdentifier` - The DB cluster snapshot identifier for the encrypted DB cluster snapshot to be copied. This identifier must be in the Amazon Resource Name (ARN) format for the source AWS Region. For example, if you are copying an encrypted DB cluster snapshot from the us-west-2 AWS Region, then your `SourceDBClusterSnapshotIdentifier` looks like the following example:  
`arn:aws:rds:us-west-2:123456789012:cluster-snapshot:aurora-cluster1-snapshot-20161115`.

To learn how to generate a Signature Version 4 signed request, see [Authenticating Requests: Using Query Parameters \(AWS Signature Version 4\)](#) and [Signature Version 4 Signing Process](#).

 **Note**

If you are using an AWS SDK tool or the AWS CLI, you can specify `SourceRegion` (or `--source-region` for the AWS CLI) instead of specifying `PreSignedUrl` manually. Specifying `SourceRegion` autogenerates a presigned URL that is a valid request for the operation that can run in the source AWS Region.

Type: String

Required: No

### **Tags.Tag.N**

A list of tags. For more information, see [Tagging Amazon RDS Resources](#) in the *Amazon RDS User Guide*.

Type: Array of [Tag](#) objects

Required: No

## Response Elements

The following element is returned by the service.

### **DBClusterSnapshot**

Contains the details for an Amazon RDS DB cluster snapshot

This data type is used as a response element in the `DescribeDBClusterSnapshots` action.

Type: [DBClusterSnapshot](#) object

## Errors

For information about the errors that are common to all actions, see [Common Errors](#).

### **DBClusterSnapshotAlreadyExistsFault**

The user already has a DB cluster snapshot with the given identifier.

HTTP Status Code: 400

### **DBClusterSnapshotNotFoundFault**

`DBClusterSnapshotIdentifier` doesn't refer to an existing DB cluster snapshot.

HTTP Status Code: 404

### **InvalidDBClusterSnapshotStateFault**

The supplied value isn't a valid DB cluster snapshot state.

HTTP Status Code: 400

### **InvalidDBClusterStateFault**

The requested operation can't be performed while the cluster is in this state.

HTTP Status Code: 400

### **KMSKeyNotAccessibleFault**

An error occurred accessing an AWS KMS key.

HTTP Status Code: 400

## SnapshotQuotaExceeded

The request would result in the user exceeding the allowed number of DB snapshots.

HTTP Status Code: 400

## Examples

### Example

This example illustrates one usage of CopyDBClusterSnapshot.

### Sample Request

```
https://rds.us-west-2.amazonaws.com/
  ?Action=CopyDBClusterSnapshot
  &SignatureMethod=HmacSHA256
  &SignatureVersion=4
  &SourceDBClusterSnapshotIdentifier=rds%3Asample-cluster-2016-09-14-10-38
  &TargetDBClusterSnapshotIdentifier=cluster-snapshot-copy-1
  &Version=2014-10-31
  &X-Amz-Algorithm=AWS4-HMAC-SHA256
  &X-Amz-Credential=AKIADQKE4SARGYLE/20160914/us-west-2/rds/aws4_request
  &X-Amz-Date=20160914T164919Z
  &X-Amz-SignedHeaders=content-type;host;user-agent;x-amz-content-sha256;x-amz-date
  &X-Amz-Signature=4503d6112f2ab5332d7d1871cba6b97ddcc9748d3d4da0cb2c219ace80cfd384
```

### Sample Response

```
<CopyDBClusterSnapshotResponse xmlns="http://rds.amazonaws.com/doc/2014-10-31/">
  <CopyDBClusterSnapshotResult>
    <DBClusterSnapshot>
      <MasterUsername>mymasteruser</MasterUsername>
      <AllocatedStorage>1</AllocatedStorage>
      <SnapshotType>>manual</SnapshotType>
      <AvailabilityZones>
        <AvailabilityZone>us-west-2a</AvailabilityZone>
        <AvailabilityZone>us-west-2b</AvailabilityZone>
        <AvailabilityZone>us-west-2c</AvailabilityZone>
      </AvailabilityZones>
      <StorageEncrypted>>false</StorageEncrypted>
      <Engine>aurora</Engine>
    </DBClusterSnapshot>
  </CopyDBClusterSnapshotResult>
</CopyDBClusterSnapshotResponse>
```

```
<Port>0</Port>
<LicenseModel>aurora</LicenseModel>
<SnapshotCreateTime>2016-09-14T10:38:05.616Z</SnapshotCreateTime>
<PercentProgress>100</PercentProgress>
<VpcId>vpc-e97e7d8d</VpcId>
<DBClusterSnapshotIdentifier>cluster-snapshot-copy-1</
DBClusterSnapshotIdentifier>
<DBClusterSnapshotArn>arn:aws:rds:us-west-2:123456789012:cluster-
snapshot:cluster-snapshot-copy-1</DBClusterSnapshotArn>
<DBClusterIdentifier>sample-cluster</DBClusterIdentifier>
<ClusterCreateTime>2016-09-13T16:57:52.695Z</ClusterCreateTime>
<Status>available</Status>
</DBClusterSnapshot>
</CopyDBClusterSnapshotResult>
<ResponseMetadata>
  <RequestId>2e861f29-7a9b-11e6-94c8-21ac69ee8f8c</RequestId>
</ResponseMetadata>
</CopyDBClusterSnapshotResponse>
```

## See Also

For more information about using this API in one of the language-specific AWS SDKs, see the following:

- [AWS Command Line Interface](#)
- [AWS SDK for .NET](#)
- [AWS SDK for C++](#)
- [AWS SDK for Go v2](#)
- [AWS SDK for Java V2](#)
- [AWS SDK for JavaScript V3](#)
- [AWS SDK for PHP V3](#)
- [AWS SDK for Python](#)
- [AWS SDK for Ruby V3](#)

# CopyDBParameterGroup

Copies the specified DB parameter group.

## Note

You can't copy a default DB parameter group. Instead, create a new custom DB parameter group, which copies the default parameters and values for the specified DB parameter group family.

## Request Parameters

For information about the parameters that are common to all actions, see [Common Parameters](#).

### SourceDBParameterGroupIdentifier

The identifier or ARN for the source DB parameter group. For information about creating an ARN, see [Constructing an ARN for Amazon RDS](#) in the *Amazon RDS User Guide*.

Constraints:

- Must specify a valid DB parameter group.

Type: String

Required: Yes

### TargetDBParameterGroupDescription

A description for the copied DB parameter group.

Type: String

Required: Yes

### TargetDBParameterGroupIdentifier

The identifier for the copied DB parameter group.

Constraints:

- Can't be null, empty, or blank
- Must contain from 1 to 255 letters, numbers, or hyphens

- First character must be a letter
- Can't end with a hyphen or contain two consecutive hyphens

Example: `my-db-parameter-group`

Type: String

Required: Yes

### **Tags.Tag.N**

A list of tags. For more information, see [Tagging Amazon RDS Resources](#) in the *Amazon RDS User Guide*.

Type: Array of [Tag](#) objects

Required: No

## **Response Elements**

The following element is returned by the service.

### **DBParameterGroup**

Contains the details of an Amazon RDS DB parameter group.

This data type is used as a response element in the `DescribeDBParameterGroups` action.

Type: [DBParameterGroup](#) object

## **Errors**

For information about the errors that are common to all actions, see [Common Errors](#).

### **DBParameterGroupAlreadyExists**

A DB parameter group with the same name exists.

HTTP Status Code: 400

### **DBParameterGroupNotFound**

`DBParameterGroupName` doesn't refer to an existing DB parameter group.

HTTP Status Code: 404

## DBParameterGroupQuotaExceeded

The request would result in the user exceeding the allowed number of DB parameter groups.

HTTP Status Code: 400

## Examples

### Example

This example illustrates one usage of CopyDBParameterGroup.

### Sample Request

```
https://rds.us-east-1.amazonaws.com/  
  ?Action=CopyDBParameterGroup  
  &SignatureMethod=HmacSHA256  
  &SignatureVersion=4  
  &SourceDBParameterGroupIdentifier=arn%3Aaws%3Aards%3Aus-west-2%3A815981987263%3pg  
%3Amy-remote-param-group  
  &TargetDBParameterGroupIdentifier=new-local-param-group  
  &TargetDBParameterGroupDescription=description  
  &Version=2014-10-31  
  &X-Amz-Algorithm=AWS4-HMAC-SHA256  
  &X-Amz-Credential=AKIADQKE4SARGYLE/20140429/us-east-1/rds/aws4_request  
  &X-Amz-Date=20140429T175351Z  
  &X-Amz-SignedHeaders=content-type;host;user-agent;x-amz-content-sha256;x-amz-date  
  &X-Amz-Signature=9164337efa99caf850e874a1cb7ef62f3cea29d0b448b9e0e7c53b288ddffed2
```

### Sample Response

```
<CopyDBParameterGroupResponse xmlns="http://rds.amazonaws.com/doc/2014-10-31/">  
  <CopyDBParameterGroupResult>  
    <DBParameterGroup>  
      <DBParameterGroupFamily>mysql5.6</DBParameterGroupFamily>  
      <Description>description</Description>  
      <DBParameterGroupName>new-local-param-group</DBParameterGroupName>  
    </DBParameterGroup>  
  </CopyDBParameterGroupResult>  
</CopyDBParameterGroupResponse>
```

```
</CopyDBParameterGroupResult>
<ResponseMetadata>
  <RequestId>2928d60e-beb6-11d3-8e5c-3ccda5460c46</RequestId>
</ResponseMetadata>
</CopyDBParameterGroupResponse>
```

## See Also

For more information about using this API in one of the language-specific AWS SDKs, see the following:

- [AWS Command Line Interface](#)
- [AWS SDK for .NET](#)
- [AWS SDK for C++](#)
- [AWS SDK for Go v2](#)
- [AWS SDK for Java V2](#)
- [AWS SDK for JavaScript V3](#)
- [AWS SDK for PHP V3](#)
- [AWS SDK for Python](#)
- [AWS SDK for Ruby V3](#)



# CopyDBSnapshot

Copies the specified DB snapshot. The source DB snapshot must be in the `available` state.

You can copy a snapshot from one AWS Region to another. In that case, the AWS Region where you call the `CopyDBSnapshot` operation is the destination AWS Region for the DB snapshot copy.

This command doesn't apply to RDS Custom.

For more information about copying snapshots, see [Copying a DB Snapshot](#) in the *Amazon RDS User Guide*.

## Request Parameters

For information about the parameters that are common to all actions, see [Common Parameters](#).

### SourceDBSnapshotIdentifier

The identifier for the source DB snapshot.

If the source snapshot is in the same AWS Region as the copy, specify a valid DB snapshot identifier. For example, you might specify `rds:mysql-instance1-snapshot-20130805`.

If the source snapshot is in a different AWS Region than the copy, specify a valid DB snapshot ARN. For example, you might specify `arn:aws:rds:us-west-2:123456789012:snapshot:mysql-instance1-snapshot-20130805`.

If you are copying from a shared manual DB snapshot, this parameter must be the Amazon Resource Name (ARN) of the shared DB snapshot.

If you are copying an encrypted snapshot this parameter must be in the ARN format for the source AWS Region.

Constraints:

- Must specify a valid system snapshot in the "available" state.

Example: `rds:mydb-2012-04-02-00-01`

Example: `arn:aws:rds:us-west-2:123456789012:snapshot:mysql-instance1-snapshot-20130805`

Type: String

Required: Yes

### **TargetDBSnapshotIdentifier**

The identifier for the copy of the snapshot.

Constraints:

- Can't be null, empty, or blank
- Must contain from 1 to 255 letters, numbers, or hyphens
- First character must be a letter
- Can't end with a hyphen or contain two consecutive hyphens

Example: my-db-snapshot

Type: String

Required: Yes

### **CopyOptionGroup**

Specifies whether to copy the DB option group associated with the source DB snapshot to the target AWS account and associate with the target DB snapshot. The associated option group can be copied only with cross-account snapshot copy calls.

Type: Boolean

Required: No

### **CopyTags**

Specifies whether to copy all tags from the source DB snapshot to the target DB snapshot. By default, tags aren't copied.

Type: Boolean

Required: No

### **KmsKeyId**

The AWS KMS key identifier for an encrypted DB snapshot. The AWS KMS key identifier is the key ARN, key ID, alias ARN, or alias name for the KMS key.

If you copy an encrypted DB snapshot from your AWS account, you can specify a value for this parameter to encrypt the copy with a new KMS key. If you don't specify a value for this

parameter, then the copy of the DB snapshot is encrypted with the same AWS KMS key as the source DB snapshot.

If you copy an encrypted DB snapshot that is shared from another AWS account, then you must specify a value for this parameter.

If you specify this parameter when you copy an unencrypted snapshot, the copy is encrypted.

If you copy an encrypted snapshot to a different AWS Region, then you must specify an AWS KMS key identifier for the destination AWS Region. KMS keys are specific to the AWS Region that they are created in, and you can't use KMS keys from one AWS Region in another AWS Region.

Type: String

Required: No

### **OptionGroupName**

The name of an option group to associate with the copy of the snapshot.

Specify this option if you are copying a snapshot from one AWS Region to another, and your DB instance uses a nondefault option group. If your source DB instance uses Transparent Data Encryption for Oracle or Microsoft SQL Server, you must specify this option when copying across AWS Regions. For more information, see [Option group considerations](#) in the *Amazon RDS User Guide*.

Type: String

Required: No

### **PreSignedUrl**

When you are copying a snapshot from one AWS GovCloud (US) Region to another, the URL that contains a Signature Version 4 signed request for the CopyDBSnapshot API operation in the source AWS Region that contains the source DB snapshot to copy.

This setting applies only to AWS GovCloud (US) Regions. It's ignored in other AWS Regions.

You must specify this parameter when you copy an encrypted DB snapshot from another AWS Region by using the Amazon RDS API. Don't specify `PreSignedUrl` when you are copying an encrypted DB snapshot in the same AWS Region.

The presigned URL must be a valid request for the `CopyDBClusterSnapshot` API operation that can run in the source AWS Region that contains the encrypted DB cluster snapshot to copy. The presigned URL request must contain the following parameter values:

- `DestinationRegion` - The AWS Region that the encrypted DB snapshot is copied to. This AWS Region is the same one where the `CopyDBSnapshot` operation is called that contains this presigned URL.

For example, if you copy an encrypted DB snapshot from the `us-west-2` AWS Region to the `us-east-1` AWS Region, then you call the `CopyDBSnapshot` operation in the `us-east-1` AWS Region and provide a presigned URL that contains a call to the `CopyDBSnapshot` operation in the `us-west-2` AWS Region. For this example, the `DestinationRegion` in the presigned URL must be set to the `us-east-1` AWS Region.

- `KmsKeyId` - The AWS KMS key identifier for the KMS key to use to encrypt the copy of the DB snapshot in the destination AWS Region. This is the same identifier for both the `CopyDBSnapshot` operation that is called in the destination AWS Region, and the operation contained in the presigned URL.
- `SourceDBSnapshotIdentifier` - The DB snapshot identifier for the encrypted snapshot to be copied. This identifier must be in the Amazon Resource Name (ARN) format for the source AWS Region. For example, if you are copying an encrypted DB snapshot from the `us-west-2` AWS Region, then your `SourceDBSnapshotIdentifier` looks like the following example: `arn:aws:rds:us-west-2:123456789012:snapshot:mysql-instance1-snapshot-20161115`.

To learn how to generate a Signature Version 4 signed request, see [Authenticating Requests: Using Query Parameters \(AWS Signature Version 4\)](#) and [Signature Version 4 Signing Process](#).

**Note**

If you are using an AWS SDK tool or the AWS CLI, you can specify `SourceRegion` (or `--source-region` for the AWS CLI) instead of specifying `PreSignedUrl` manually. Specifying `SourceRegion` autogenerates a presigned URL that is a valid request for the operation that can run in the source AWS Region.

Type: String

Required: No

## Tags.Tag.N

A list of tags. For more information, see [Tagging Amazon RDS Resources](#) in the *Amazon RDS User Guide*.

Type: Array of [Tag](#) objects

Required: No

## TargetCustomAvailabilityZone

The external custom Availability Zone (CAZ) identifier for the target CAZ.

Example: rds-caz-aiqhTgQv.

Type: String

Required: No

## Response Elements

The following element is returned by the service.

### DBSnapshot

Contains the details of an Amazon RDS DB snapshot.

This data type is used as a response element in the `DescribeDBSnapshots` action.

Type: [DBSnapshot](#) object

## Errors

For information about the errors that are common to all actions, see [Common Errors](#).

### CustomAvailabilityZoneNotFound

`CustomAvailabilityZoneId` doesn't refer to an existing custom Availability Zone identifier.

HTTP Status Code: 404

### DBSnapshotAlreadyExists

`DBSnapshotIdentifier` is already used by an existing snapshot.

HTTP Status Code: 400

### **DBSnapshotNotFound**

`DBSnapshotIdentifier` doesn't refer to an existing DB snapshot.

HTTP Status Code: 404

### **InvalidDBSnapshotState**

The state of the DB snapshot doesn't allow deletion.

HTTP Status Code: 400

### **KMSKeyNotAccessibleFault**

An error occurred accessing an AWS KMS key.

HTTP Status Code: 400

### **SnapshotQuotaExceeded**

The request would result in the user exceeding the allowed number of DB snapshots.

HTTP Status Code: 400

## **Examples**

### **Example**

This example illustrates one usage of `CopyDBSnapshot`.

### **Sample Request**

```
https://rds.us-east-1.amazonaws.com/  
  ?Action=CopyDBSnapshot  
  &SignatureMethod=HmacSHA256  
  &SignatureVersion=4  
  &SourceDBSnapshotIdentifier=arn%3Aaws%3Aards%3Aus-east-1%3A123456789012%3Asnapshot  
%3Aards%3Amysql-2021-04-27-08-16  
  &TargetDBSnapshotIdentifier=mysql-copy  
  &Version=2014-10-31  
  &X-Amz-Algorithm=AWS4-HMAC-SHA256
```

```
&X-Amz-Credential=AKIADQKE4SARGYLE/20140429/us-east-1/rds/aws4_request
&X-Amz-Date=20210629T175351Z
&X-Amz-SignedHeaders=content-type;host;user-agent;x-amz-content-sha256;x-amz-date
&X-Amz-Signature=9164337efa99caf850e874a1cb7ef62f3cea29d0b448b9e0e7c53b288ddfed2
```

## Sample Response

```
<CopyDBSnapshotResponse xmlns="http://rds.amazonaws.com/doc/2014-10-31/">
  <CopyDBSnapshotResult>
    <DBSnapshot>
      <Port>3306</Port>
      <OptionGroupName>default:mysql-5-6</OptionGroupName>
      <Engine>mysql</Engine>
      <Status>available</Status>
      <SnapshotType>manual</SnapshotType>
      <LicenseModel>general-public-license</LicenseModel>
      <EngineVersion>5.6.44</EngineVersion>
      <DBInstanceIdentifier>mysqldb</DBInstanceIdentifier>
      <DBSnapshotIdentifier>mysqldb-copy</DBSnapshotIdentifier>
      <SnapshotCreateTime>2021-05-11T06:02:03.422Z</SnapshotCreateTime>
      <OriginalSnapshotCreateTime>2021-04-27T08:16:05.356Z</OriginalSnapshotCreateTime>
      <AvailabilityZone>us-east-1a</AvailabilityZone>
      <InstanceCreateTime>2021-04-21T22:24:26.573Z</InstanceCreateTime>
      <PercentProgress>100</PercentProgress>
      <AllocatedStorage>100</AllocatedStorage>
      <MasterUsername>admin</MasterUsername>
    </DBSnapshot>
  </CopyDBSnapshotResult>
  <ResponseMetadata>
    <RequestId>2928d60e-beb6-11d3-8e5c-3ccda5460c46</RequestId>
  </ResponseMetadata>
</CopyDBSnapshotResponse>
```

## See Also

For more information about using this API in one of the language-specific AWS SDKs, see the following:

- [AWS Command Line Interface](#)
- [AWS SDK for .NET](#)

- [AWS SDK for C++](#)
- [AWS SDK for Go v2](#)
- [AWS SDK for Java V2](#)
- [AWS SDK for JavaScript V3](#)
- [AWS SDK for PHP V3](#)
- [AWS SDK for Python](#)
- [AWS SDK for Ruby V3](#)



# CopyOptionGroup

Copies the specified option group.

## Request Parameters

For information about the parameters that are common to all actions, see [Common Parameters](#).

### SourceOptionGroupIdentifier

The identifier for the source option group.

Constraints:

- Must specify a valid option group.

Type: String

Required: Yes

### TargetOptionGroupDescription

The description for the copied option group.

Type: String

Required: Yes

### TargetOptionGroupIdentifier

The identifier for the copied option group.

Constraints:

- Can't be null, empty, or blank
- Must contain from 1 to 255 letters, numbers, or hyphens
- First character must be a letter
- Can't end with a hyphen or contain two consecutive hyphens

Example: my-option-group

Type: String

Required: Yes

### **Tags.Tag.N**

A list of tags. For more information, see [Tagging Amazon RDS Resources](#) in the *Amazon RDS User Guide*.

Type: Array of [Tag](#) objects

Required: No

## **Response Elements**

The following element is returned by the service.

### **OptionGroup**

Type: [OptionGroup](#) object

## **Errors**

For information about the errors that are common to all actions, see [Common Errors](#).

### **OptionGroupAlreadyExistsFault**

The option group you are trying to create already exists.

HTTP Status Code: 400

### **OptionGroupNotFoundFault**

The specified option group could not be found.

HTTP Status Code: 404

### **OptionGroupQuotaExceededFault**

The quota of 20 option groups was exceeded for this AWS account.

HTTP Status Code: 400

## Examples

### Example

This example illustrates one usage of CopyOptionGroup.

### Sample Request

```
https://rds.us-east-1.amazonaws.com/  
  ?Action=CopyOptionGroup  
  &SignatureMethod=HmacSHA256  
  &SignatureVersion=4  
  &SourceOptionGroupIdentifier=my-option-group  
  &TargetOptionGroupDescription=New%20option%20group  
  &TargetOptionGroupIdentifier=new-option-group  
  &Version=2014-10-31  
  &X-Amz-Algorithm=AWS4-HMAC-SHA256  
  &X-Amz-Credential=AKIADQKE4SARGYLE/20140429/us-east-1/rds/aws4_request  
  &X-Amz-Date=20140429T175351Z  
  &X-Amz-SignedHeaders=content-type;host;user-agent;x-amz-content-sha256;x-amz-date  
  &X-Amz-Signature=9164337efa99caf850e874a1cb7ef62f3cea29d0b448b9e0e7c53b288dddfed2
```

### Sample Response

```
<CopyOptionGroupResponse xmlns="http://rds.amazonaws.com/doc/2014-10-31/">  
  <CopyOptionGroupResult>  
    <OptionGroup>  
      <OptionGroupName>new-option-group</OptionGroupName>  
      <MajorEngineVersion>5.6</MajorEngineVersion>  
      <AllowsVpcAndNonVpcInstanceMemberships>>false</  
AllowsVpcAndNonVpcInstanceMemberships>  
      <EngineName>mysql</EngineName>  
      <OptionGroupDescription>description</OptionGroupDescription>  
      <Options>  
        <Option>  
          <Port>11211</Port>  
          <OptionName>MEMCACHED</OptionName>  
          <OptionDescription>InnoDB Memcached for MySQL</OptionDescription>  
          <Persistent>>false</Persistent>  
          <OptionSettings>  
            <OptionSetting>
```

```

    <DataType>BOOLEAN</DataType>
    <IsModifiable>>true</IsModifiable>
    <IsCollection>>false</IsCollection>
    <Description>If enabled when there is no more memory to store items,
memcached returns an error rather than evicting items.</Description>
    <Name>ERROR_ON_MEMORY_EXHAUSTED</Name>
    <Value>0</Value>
    <ApplyType>STATIC</ApplyType>
    <AllowedValues>0,1</AllowedValues>
    <DefaultValue>0</DefaultValue>
  </OptionSetting>
  <OptionSetting>
    <DataType>INTEGER</DataType>
    <IsModifiable>>true</IsModifiable>
    <IsCollection>>false</IsCollection>
    <Description>The backlog queue configures how many network connections
can be waiting to be processed by memcached</Description>
    <Name>BACKLOG_QUEUE_LIMIT</Name>
    <Value>1024</Value>
    <ApplyType>STATIC</ApplyType>
    <AllowedValues>1-2048</AllowedValues>
    <DefaultValue>1024</DefaultValue>
  </OptionSetting>
</OptionSettings>
<VpcSecurityGroupMemberships/>
<Permanent>>false</Permanent>
<DBSecurityGroupMemberships>
  <DBSecurityGroup>
    <Status>authorized</Status>
    <DBSecurityGroupName>default</DBSecurityGroupName>
  </DBSecurityGroup>
</DBSecurityGroupMemberships>
</Option>
</Options>
</OptionGroup>
</CopyOptionGroupResult>
<ResponseMetadata>
  <RequestId>2928d60e-beb6-11d3-8e5c-3ccda5460c46</RequestId>
</ResponseMetadata>
</CopyOptionGroupResponse>

```

## See Also

For more information about using this API in one of the language-specific AWS SDKs, see the following:

- [AWS Command Line Interface](#)
- [AWS SDK for .NET](#)
- [AWS SDK for C++](#)
- [AWS SDK for Go v2](#)
- [AWS SDK for Java V2](#)
- [AWS SDK for JavaScript V3](#)
- [AWS SDK for PHP V3](#)
- [AWS SDK for Python](#)
- [AWS SDK for Ruby V3](#)

# CreateBlueGreenDeployment

Creates a blue/green deployment.

A blue/green deployment creates a staging environment that copies the production environment. In a blue/green deployment, the blue environment is the current production environment. The green environment is the staging environment. The staging environment stays in sync with the current production environment using logical replication.

You can make changes to the databases in the green environment without affecting production workloads. For example, you can upgrade the major or minor DB engine version, change database parameters, or make schema changes in the staging environment. You can thoroughly test changes in the green environment. When ready, you can switch over the environments to promote the green environment to be the new production environment. The switchover typically takes under a minute.

For more information, see [Using Amazon RDS Blue/Green Deployments for database updates](#) in the *Amazon RDS User Guide* and [Using Amazon RDS Blue/Green Deployments for database updates](#) in the *Amazon Aurora User Guide*.

## Request Parameters

For information about the parameters that are common to all actions, see [Common Parameters](#).

### BlueGreenDeploymentName

The name of the blue/green deployment.

Constraints:

- Can't be the same as an existing blue/green deployment name in the same account and AWS Region.

Type: String

Length Constraints: Minimum length of 1. Maximum length of 60.

Pattern: `[a-zA-Z][a-zA-Z0-9]*(-[a-zA-Z0-9]+)*`

Required: Yes

## Source

The Amazon Resource Name (ARN) of the source production database.

Specify the database that you want to clone. The blue/green deployment creates this database in the green environment. You can make updates to the database in the green environment, such as an engine version upgrade. When you are ready, you can switch the database in the green environment to be the production database.

Type: String

Length Constraints: Minimum length of 1. Maximum length of 2048.

Pattern: `^arn:[A-Za-z][0-9A-Za-z-:._]*`

Required: Yes

## Tags.Tag.N

Tags to assign to the blue/green deployment.

Type: Array of [Tag](#) objects

Required: No

## TargetDBClusterParameterGroupName

The DB cluster parameter group associated with the Aurora DB cluster in the green environment.

To test parameter changes, specify a DB cluster parameter group that is different from the one associated with the source DB cluster.

Type: String

Length Constraints: Minimum length of 1. Maximum length of 255.

Pattern: `[A-Za-z](?!.*--)[0-9A-Za-z-]*[^-]|^default(?!.*--)(?!.*\.\.)([0-9A-Za-z- .])*[^-]`

Required: No

## TargetDBInstanceClass

Specify the DB instance class for the databases in the green environment.

This parameter only applies to RDS DB instances, because DB instances within an Aurora DB cluster can have multiple different instance classes. If you're creating a blue/green deployment from an Aurora DB cluster, don't specify this parameter. After the green environment is created, you can individually modify the instance classes of the DB instances within the green DB cluster.

Type: String

Length Constraints: Minimum length of 5. Maximum length of 20.

Pattern: `db\.[0-9a-z]{2,6}\.[0-9a-z]{4,9}`

Required: No

### **TargetDBParameterGroupName**

The DB parameter group associated with the DB instance in the green environment.

To test parameter changes, specify a DB parameter group that is different from the one associated with the source DB instance.

Type: String

Length Constraints: Minimum length of 1. Maximum length of 255.

Pattern: `[A-Za-z](?!.*--)[0-9A-Za-z-]*[^-]|^default(?!.*--)(?!.*\.\.)[0-9A-Za-z-]*[^-]`

Required: No

### **TargetEngineVersion**

The engine version of the database in the green environment.

Specify the engine version to upgrade to in the green environment.

Type: String

Length Constraints: Minimum length of 1. Maximum length of 64.

Pattern: `[0-9A-Za-z-_.]+`

Required: No



## UpgradeTargetStorageConfig

Whether to upgrade the storage file system configuration on the green database. This option migrates the green DB instance from the older 32-bit file system to the preferred configuration. For more information, see [Upgrading the storage file system for a DB instance](#).

Type: Boolean

Required: No

## Response Elements

The following element is returned by the service.

### BlueGreenDeployment

Details about a blue/green deployment.

For more information, see [Using Amazon RDS Blue/Green Deployments for database updates](#) in the *Amazon RDS User Guide* and [Using Amazon RDS Blue/Green Deployments for database updates](#) in the *Amazon Aurora User Guide*.

Type: [BlueGreenDeployment](#) object

## Errors

For information about the errors that are common to all actions, see [Common Errors](#).

### BlueGreenDeploymentAlreadyExistsFault

A blue/green deployment with the specified name already exists.

HTTP Status Code: 400

### DBClusterNotFoundFault

`DBClusterIdentifier` doesn't refer to an existing DB cluster.

HTTP Status Code: 404

### DBClusterParameterGroupNotFound

`DBClusterParameterGroupName` doesn't refer to an existing DB cluster parameter group.

HTTP Status Code: 404

### **DBClusterQuotaExceededFault**

The user attempted to create a new DB cluster and the user has already reached the maximum allowed DB cluster quota.

HTTP Status Code: 403

### **DBInstanceNotFound**

`DBInstanceIdentifier` doesn't refer to an existing DB instance.

HTTP Status Code: 404

### **DBParameterGroupNotFound**

`DBParameterGroupName` doesn't refer to an existing DB parameter group.

HTTP Status Code: 404

### **InstanceQuotaExceeded**

The request would result in the user exceeding the allowed number of DB instances.

HTTP Status Code: 400

### **InvalidDBClusterStateFault**

The requested operation can't be performed while the cluster is in this state.

HTTP Status Code: 400

### **InvalidDBInstanceState**

The DB instance isn't in a valid state.

HTTP Status Code: 400

### **SourceClusterNotSupportedFault**

The source DB cluster isn't supported for a blue/green deployment.

HTTP Status Code: 400

### **SourceDatabaseNotSupportedFault**

The source DB instance isn't supported for a blue/green deployment.

HTTP Status Code: 400

## Examples

### Example

This example illustrates one usage of CreateBlueGreenDeployment.

### Sample Request

```
https://rds.us-west-2.amazonaws.com/
?Action=CreateBlueGreenDeployment
&BlueGreenDeploymentName=my-blue-green-deployment
&Source=arn%3Aaws%3Ards%3Aus-west-2%3A123456789012%3Adb%3Adatabase-1
&SignatureMethod=HmacSHA256
&SignatureVersion=4
&Version=2014-10-31
&X-Amz-Algorithm=AWS4-HMAC-SHA256
&X-Amz-Credential=AKIADQKE4SARGYLE/20141031/us-west-2/rds/aws4_request
&X-Amz-Date=20230110T005253Z
&X-Amz-SignedHeaders=content-type;host;user-agent;x-amz-content-sha256;x-amz-date
&X-Amz-Signature=8a684aebe6d5219bb3572316a341963324d6ef339bd0dcfa5854f1a01d401214
```

### Sample Response

```
<CreateBlueGreenDeploymentResponse xmlns="http://rds.amazonaws.com/doc/2014-10-31/">
  <CreateBlueGreenDeploymentResult>
    <BlueGreenDeployment>
      <TagList/>
      <BlueGreenDeploymentName>my-blue-green-deployment</BlueGreenDeploymentName>
      <CreateTime>2023-01-10T18:42:09.330Z</CreateTime>
      <SwitchoverDetails>
        <member>
          <SourceMember>arn:aws:rds:us-west-2:123456789012:db:database-1</SourceMember>
        </member>
      </SwitchoverDetails>
      <Source>arn:aws:rds:us-west-2:123456789012:db:database-1</Source>
      <BlueGreenDeploymentIdentifier>bgd-mdoyy2mn7vbkhhgg</
BlueGreenDeploymentIdentifier>
      <Tasks>
        <member>
          <Name>CREATING_READ_REPLICA_OF_SOURCE</Name>
```

```
    <Status>PENDING</Status>
  </member>
  <member>
    <Name>CONFIGURE_BACKUPS</Name>
    <Status>PENDING</Status>
  </member>
</Tasks>
<Status>PROVISIONING</Status>
</BlueGreenDeployment>
</CreateBlueGreenDeploymentResult>
<ResponseMetadata>
  <RequestId>03b87d54-b780-4055-b44d-4a2a129bc8c2</RequestId>
</ResponseMetadata>
</CreateBlueGreenDeploymentResponse>
```

## See Also

For more information about using this API in one of the language-specific AWS SDKs, see the following:

- [AWS Command Line Interface](#)
- [AWS SDK for .NET](#)
- [AWS SDK for C++](#)
- [AWS SDK for Go v2](#)
- [AWS SDK for Java V2](#)
- [AWS SDK for JavaScript V3](#)
- [AWS SDK for PHP V3](#)
- [AWS SDK for Python](#)
- [AWS SDK for Ruby V3](#)

# CreateCustomDBEngineVersion

Creates a custom DB engine version (CEV).

## Request Parameters

For information about the parameters that are common to all actions, see [Common Parameters](#).

### Engine

The database engine. RDS Custom for Oracle supports the following values:

- custom-oracle-ee
- custom-oracle-ee-cdb
- custom-oracle-se2
- custom-oracle-se2-cdb

Type: String

Length Constraints: Minimum length of 1. Maximum length of 35.

Pattern: `^[A-Za-z0-9-]{1,35}$`

Required: Yes

### EngineVersion

The name of your CEV. The name format is `19.customized_string`. For example, a valid CEV name is `19.my_cev1`. This setting is required for RDS Custom for Oracle, but optional for Amazon RDS. The combination of Engine and EngineVersion is unique per customer per Region.

Type: String

Length Constraints: Minimum length of 1. Maximum length of 60.

Pattern: `^[a-z0-9_.-]{1,60}$`

Required: Yes

### DatabaseInstallationFilesS3BucketName

The name of an Amazon S3 bucket that contains database installation files for your CEV. For example, a valid bucket name is `my-custom-installation-files`.

Type: String

Length Constraints: Minimum length of 3. Maximum length of 63.

Pattern: .\*

Required: No

### **DatabaseInstallationFilesS3Prefix**

The Amazon S3 directory that contains the database installation files for your CEV. For example, a valid bucket name is 123456789012/cev1. If this setting isn't specified, no prefix is assumed.

Type: String

Length Constraints: Minimum length of 1. Maximum length of 255.

Pattern: .\*

Required: No

### **Description**

An optional description of your CEV.

Type: String

Length Constraints: Minimum length of 1. Maximum length of 1000.

Pattern: .\*

Required: No

### **ImageId**

The ID of the Amazon Machine Image (AMI). For RDS Custom for SQL Server, an AMI ID is required to create a CEV. For RDS Custom for Oracle, the default is the most recent AMI available, but you can specify an AMI ID that was used in a different Oracle CEV. Find the AMIs used by your CEVs by calling the [DescribeDBEngineVersions](#) operation.

Type: String

Length Constraints: Minimum length of 1. Maximum length of 255.

Pattern: .\*

Required: No

## **KMSKeyId**

The AWS KMS key identifier for an encrypted CEV. A symmetric encryption KMS key is required for RDS Custom, but optional for Amazon RDS.

If you have an existing symmetric encryption KMS key in your account, you can use it with RDS Custom. No further action is necessary. If you don't already have a symmetric encryption KMS key in your account, follow the instructions in [Creating a symmetric encryption KMS key](#) in the *AWS Key Management Service Developer Guide*.

You can choose the same symmetric encryption key when you create a CEV and a DB instance, or choose different keys.

Type: String

Length Constraints: Minimum length of 1. Maximum length of 2048.

Pattern: `[a-zA-Z0-9_:\-\/]+`

Required: No

## **Manifest**

The CEV manifest, which is a JSON document that describes the installation .zip files stored in Amazon S3. Specify the name/value pairs in a file or a quoted string. RDS Custom applies the patches in the order in which they are listed.

The following JSON fields are valid:

**MediaImportTemplateVersion**

Version of the CEV manifest. The date is in the format YYYY-MM-DD.

**databaseInstallationFileNames**

Ordered list of installation files for the CEV.

**opatchFileNames**

Ordered list of OPatch installers used for the Oracle DB engine.

**psuRuPatchFileNames**

The PSU and RU patches for this CEV.

## OtherPatchFileNames

The patches that are not in the list of PSU and RU patches. Amazon RDS applies these patches after applying the PSU and RU patches.

For more information, see [Creating the CEV manifest](#) in the *Amazon RDS User Guide*.

Type: String

Length Constraints: Minimum length of 1. Maximum length of 51000.

Pattern: `[\s\S]*`

Required: No

## SourceCustomDbEngineVersionIdentifier

The ARN of a CEV to use as a source for creating a new CEV. You can specify a different Amazon Machine Image (AMI) by using either `Source` or `UseAwsProvidedLatestImage`. You can't specify a different JSON manifest when you specify `SourceCustomDbEngineVersionIdentifier`.

Type: String

Length Constraints: Minimum length of 1. Maximum length of 255.

Pattern: `.*`

Required: No

## Tags.Tag.N

A list of tags. For more information, see [Tagging Amazon RDS Resources](#) in the *Amazon RDS User Guide*.

Type: Array of [Tag](#) objects

Required: No

## UseAwsProvidedLatestImage

Specifies whether to use the latest service-provided Amazon Machine Image (AMI) for the CEV. If you specify `UseAwsProvidedLatestImage`, you can't also specify `ImageId`.

Type: Boolean



Required: No

## Response Elements

The following elements are returned by the service.

### CreateTime

The creation time of the DB engine version.

Type: Timestamp

### CustomDBEngineVersionManifest

JSON string that lists the installation files and parameters that RDS Custom uses to create a custom engine version (CEV). RDS Custom applies the patches in the order in which they're listed in the manifest. You can set the Oracle home, Oracle base, and UNIX/Linux user and group using the installation parameters. For more information, see [JSON fields in the CEV manifest](#) in the *Amazon RDS User Guide*.

Type: String

Length Constraints: Minimum length of 1. Maximum length of 51000.

Pattern: `[\s\S]*`

### DatabaseInstallationFilesS3BucketName

The name of the Amazon S3 bucket that contains your database installation files.

Type: String

### DatabaseInstallationFilesS3Prefix

The Amazon S3 directory that contains the database installation files. If not specified, then no prefix is assumed.

Type: String

### DBEngineDescription

The description of the database engine.

Type: String

**DBEngineMediaType**

A value that indicates the source media provider of the AMI based on the usage operation. Applicable for RDS Custom for SQL Server.

Type: String

**DBEngineVersionArn**

The ARN of the custom engine version.

Type: String

**DBEngineVersionDescription**

The description of the database engine version.

Type: String

**DBParameterGroupFamily**

The name of the DB parameter group family for the database engine.

Type: String

**DefaultCharacterSet**

The default character set for new instances of this engine version, if the `CharacterSetName` parameter of the `CreateDBInstance` API isn't specified.

Type: [CharacterSet](#) object

**Engine**

The name of the database engine.

Type: String

**EngineVersion**

The version number of the database engine.

Type: String

**ExportableLogTypes.member.N**

The types of logs that the database engine has available for export to CloudWatch Logs.

Type: Array of strings

## Image

The EC2 image

Type: [CustomDBEngineVersionAMI](#) object

## KMSKeyId

The AWS KMS key identifier for an encrypted CEV. This parameter is required for RDS Custom, but optional for Amazon RDS.

Type: String

## MajorEngineVersion

The major engine version of the CEV.

Type: String

## Status

The status of the DB engine version, either available or deprecated.

Type: String

## SupportedCACertificateIdentifiers.member.N

A list of the supported CA certificate identifiers.

For more information, see [Using SSL/TLS to encrypt a connection to a DB instance](#) in the *Amazon RDS User Guide* and [Using SSL/TLS to encrypt a connection to a DB cluster](#) in the *Amazon Aurora User Guide*.

Type: Array of strings

## SupportedCharacterSets.CharacterSet.N

A list of the character sets supported by this engine for the `CharacterSetName` parameter of the `CreateDBInstance` operation.

Type: Array of [CharacterSet](#) objects

## SupportedEngineModes.member.N

A list of the supported DB engine modes.

Type: Array of strings

## SupportedFeatureNames.member.N

A list of features supported by the DB engine.

The supported features vary by DB engine and DB engine version.

To determine the supported features for a specific DB engine and DB engine version using the AWS CLI, use the following command:

```
aws rds describe-db-engine-versions --engine <engine_name> --engine-version <engine_version>
```

For example, to determine the supported features for RDS for PostgreSQL version 13.3 using the AWS CLI, use the following command:

```
aws rds describe-db-engine-versions --engine postgres --engine-version 13.3
```

The supported features are listed under SupportedFeatureNames in the output.

Type: Array of strings

## SupportedNcharCharacterSets.CharacterSet.N

A list of the character sets supported by the Oracle DB engine for the NcharCharacterSetName parameter of the CreateDBInstance operation.

Type: Array of [CharacterSet](#) objects

## SupportedTimezones.Timezone.N

A list of the time zones supported by this engine for the Timezone parameter of the CreateDBInstance action.

Type: Array of [Timezone](#) objects

## SupportsBabelfish

Indicates whether the engine version supports Babelfish for Aurora PostgreSQL.

Type: Boolean

## SupportsCertificateRotationWithoutRestart

Indicates whether the engine version supports rotating the server certificate without rebooting the DB instance.

Type: Boolean

### **SupportsGlobalDatabases**

Indicates whether you can use Aurora global databases with a specific DB engine version.

Type: Boolean

### **SupportsIntegrations**

Indicates whether the DB engine version supports zero-ETL integrations with Amazon Redshift.

Type: Boolean

### **SupportsLimitlessDatabase**

Indicates whether the DB engine version supports Aurora Limitless Database.

Type: Boolean

### **SupportsLocalWriteForwarding**

Indicates whether the DB engine version supports forwarding write operations from reader DB instances to the writer DB instance in the DB cluster. By default, write operations aren't allowed on reader DB instances.

Valid for: Aurora DB clusters only

Type: Boolean

### **SupportsLogExportsToCloudwatchLogs**

Indicates whether the engine version supports exporting the log types specified by `ExportableLogTypes` to CloudWatch Logs.

Type: Boolean

### **SupportsParallelQuery**

Indicates whether you can use Aurora parallel query with a specific DB engine version.

Type: Boolean

### **SupportsReadReplica**

Indicates whether the database engine version supports read replicas.

Type: Boolean

## **TagList.Tag.N**

A list of tags. For more information, see [Tagging Amazon RDS Resources](#) in the *Amazon RDS User Guide*.

Type: Array of [Tag](#) objects

## **ValidUpgradeTarget.UpgradeTarget.N**

A list of engine versions that this database engine version can be upgraded to.

Type: Array of [UpgradeTarget](#) objects

## **Errors**

For information about the errors that are common to all actions, see [Common Errors](#).

### **CreateCustomDBEngineVersionFault**

An error occurred while trying to create the CEV.

HTTP Status Code: 400

### **CustomDBEngineVersionAlreadyExistsFault**

A CEV with the specified name already exists.

HTTP Status Code: 400

### **CustomDBEngineVersionQuotaExceededFault**

You have exceeded your CEV quota.

HTTP Status Code: 400

### **Ec2ImagePropertiesNotSupportedFault**

The AMI configuration prerequisite has not been met.

HTTP Status Code: 400

### **KMSKeyNotAccessibleFault**

An error occurred accessing an AWS KMS key.

HTTP Status Code: 400

## Examples

### Example

This example illustrates one usage of `CreateCustomDBEngineVersion`.

### Sample Request

```
https://rds.us-east-1.amazonaws.com/
?Engine=custom-oracle-ee
&EngineVersion=19.cev1
&DatabaseInstallationFilesS3BucketName=1-custom-installation-files
&DatabaseInstallationFilesS3Prefix=123456789012/cev1
&KMSKeyId=12ab3c4d-5678-90e1-2fg3-45h6ijklmnops
&Description=cev%20description
&Manifest=%7B%22mediaImportTemplateVersion%22%3A%222020-08--14%22%2C
%22databaseInstallationFileNames%22%3A%5B%22V982063-01.zip%22%5D%2C%22opatchFileNames
%22%3A%5B%22p6880880_190000_Linux-x86-64.zip%22%5D%2C%22psuRuPatchFileNames%22%3A%5B
%22p31720396_190000_Linux-x86-64.zip%22%2C%22p29213893_199000DBRU_Generic.zip%22%2C
%22p28730253_190000_Linux-x86-64.zip%22%2C%22p29374604_199000DBRU_Linux-x86-64.zip
%22%2C%22p28852325_190000_Linux-x86-64.zip%22%2C%22p29997937_190000_Linux-x86-64.zip
%22%2C%22p31335037_190000_Linux-x86-64.zip%22%2C%22p31335142_190000_Generic.zip%22%5D
%7D
```

### Sample Response

```
<CreateCustomDBEngineVersionResponse xmlns="http://rds.amazonaws.com/doc/1999-01-01/">
  <CreateCustomDBEngineVersionResult>
    <DatabaseInstallationFilesS3Prefix>123456789012/cev1</
DatabaseInstallationFilesS3Prefix>
    <MajorEngineVersion>19</MajorEngineVersion>
    <DBEngineVersionArn>arn:aws:rds:us-east-1:123456789012:cev:custom-oracle-
ee/19.cev1/123ab45c-abc1-1234-1234-123a45b12345</DBEngineVersionArn>
    <DBEngineVersionDescription>cev description</DBEngineVersionDescription>
    <SupportsGlobalDatabases>false</SupportsGlobalDatabases>
    <SupportsParallelQuery>false</SupportsParallelQuery>
    <Engine>custom-oracle-ee</Engine>
    <KMSKeyId>arn:aws:kms:us-
east-1:123456789012:key/12ab3c4d-1234-12a3-1aa2-12a3bcdefghi</KMSKeyId>
    <EngineVersion>19.cev1</EngineVersion>
    <SupportsReadReplica>false</SupportsReadReplica>
```

```
<SupportsCluster>>false</SupportsCluster>
<CreateTime>2021-10-13T22:15:11.157Z</CreateTime>
<DatabaseInstallationFilesS3BucketName>1-custom-installation-files</
DatabaseInstallationFilesS3BucketName>
<SupportsLogExportsToCloudwatchLogs>>false</SupportsLogExportsToCloudwatchLogs>
<AMIs>
  <member>
    <Id>ami-123a4b5c678901d23</Id>
    <Status>validating</Status>
  </member>
</AMIs>
<DBEngineDescription>Oracle Database server EE for RDS Custom</DBEngineDescription>
<Status>creating</Status>
</CreateCustomDBEngineVersionResult>
<ResponseMetadata>
  <RequestId>897d9e88-057a-4695-812c-29cd36ec89d5</RequestId>
</ResponseMetadata>
</CreateCustomDBEngineVersionResponse>
```

## See Also

For more information about using this API in one of the language-specific AWS SDKs, see the following:

- [AWS Command Line Interface](#)
- [AWS SDK for .NET](#)
- [AWS SDK for C++](#)
- [AWS SDK for Go v2](#)
- [AWS SDK for Java V2](#)
- [AWS SDK for JavaScript V3](#)
- [AWS SDK for PHP V3](#)
- [AWS SDK for Python](#)
- [AWS SDK for Ruby V3](#)



# CreateDBCluster

Creates a new Amazon Aurora DB cluster or Multi-AZ DB cluster.

If you create an Aurora DB cluster, the request creates an empty cluster. You must explicitly create the writer instance for your DB cluster using the [CreateDBInstance](#) operation. If you create a Multi-AZ DB cluster, the request creates a writer and two reader DB instances for you, each in a different Availability Zone.

You can use the `ReplicationSourceIdentifier` parameter to create an Amazon Aurora DB cluster as a read replica of another DB cluster or Amazon RDS for MySQL or PostgreSQL DB instance. For more information about Amazon Aurora, see [What is Amazon Aurora?](#) in the *Amazon Aurora User Guide*.

You can also use the `ReplicationSourceIdentifier` parameter to create a Multi-AZ DB cluster read replica with an RDS for MySQL or PostgreSQL DB instance as the source. For more information about Multi-AZ DB clusters, see [Multi-AZ DB cluster deployments](#) in the *Amazon RDS User Guide*.

## Request Parameters

For information about the parameters that are common to all actions, see [Common Parameters](#).

### DBClusterIdentifier

The identifier for this DB cluster. This parameter is stored as a lowercase string.

Valid for Cluster Type: Aurora DB clusters and Multi-AZ DB clusters

Constraints:

- Must contain from 1 to 63 (for Aurora DB clusters) or 1 to 52 (for Multi-AZ DB clusters) letters, numbers, or hyphens.
- First character must be a letter.
- Can't end with a hyphen or contain two consecutive hyphens.

Example: `my-cluster1`

Type: String

Required: Yes

## Engine

The database engine to use for this DB cluster.

Valid for Cluster Type: Aurora DB clusters and Multi-AZ DB clusters

Valid Values:

- `aurora-mysql`
- `aurora-postgresql`
- `mysql`
- `postgres`
- `neptune` - For information about using Amazon Neptune, see the [Amazon Neptune User Guide](#).

Type: String

Required: Yes

## AllocatedStorage

The amount of storage in gibibytes (GiB) to allocate to each DB instance in the Multi-AZ DB cluster.

Valid for Cluster Type: Multi-AZ DB clusters only

This setting is required to create a Multi-AZ DB cluster.

Type: Integer

Required: No

## AutoMinorVersionUpgrade

Specifies whether minor engine upgrades are applied automatically to the DB cluster during the maintenance window. By default, minor engine upgrades are applied automatically.

Valid for Cluster Type: Multi-AZ DB clusters only

Type: Boolean

Required: No

## AvailabilityZones.AvailabilityZone.N

A list of Availability Zones (AZs) where you specifically want to create DB instances in the DB cluster.

For information on AZs, see [Availability Zones](#) in the *Amazon Aurora User Guide*.

Valid for Cluster Type: Aurora DB clusters only

Constraints:

- Can't specify more than three AZs.

Type: Array of strings

Required: No

## BacktrackWindow

The target backtrack window, in seconds. To disable backtracking, set this value to 0.

Valid for Cluster Type: Aurora MySQL DB clusters only

Default: 0

Constraints:

- If specified, this value must be set to a number from 0 to 259,200 (72 hours).

Type: Long

Required: No

## BackupRetentionPeriod

The number of days for which automated backups are retained.

Valid for Cluster Type: Aurora DB clusters and Multi-AZ DB clusters

Default: 1

Constraints:

- Must be a value from 1 to 35.

Type: Integer

Required: No

### **CACertificateIdentifier**

The CA certificate identifier to use for the DB cluster's server certificate.

For more information, see [Using SSL/TLS to encrypt a connection to a DB instance](#) in the *Amazon RDS User Guide*.

Valid for Cluster Type: Multi-AZ DB clusters

Type: String

Required: No

### **CharacterSetName**

The name of the character set (`CharacterSet`) to associate the DB cluster with.

Valid for Cluster Type: Aurora DB clusters only

Type: String

Required: No

### **CopyTagsToSnapshot**

Specifies whether to copy all tags from the DB cluster to snapshots of the DB cluster. The default is not to copy them.

Valid for Cluster Type: Aurora DB clusters and Multi-AZ DB clusters

Type: Boolean

Required: No

### **DatabaseName**

The name for your database of up to 64 alphanumeric characters. A database named `postgres` is always created. If this parameter is specified, an additional database with this name is created.

Valid for Cluster Type: Aurora DB clusters and Multi-AZ DB clusters

Type: String

Required: No

### **DBClusterInstanceClass**

The compute and memory capacity of each DB instance in the Multi-AZ DB cluster, for example `db.m6gd.xlarge`. Not all DB instance classes are available in all AWS Regions, or for all database engines.

For the full list of DB instance classes and availability for your engine, see [DB instance class](#) in the *Amazon RDS User Guide*.

This setting is required to create a Multi-AZ DB cluster.

Valid for Cluster Type: Multi-AZ DB clusters only

Type: String

Required: No

### **DBClusterParameterGroupName**

The name of the DB cluster parameter group to associate with this DB cluster. If you don't specify a value, then the default DB cluster parameter group for the specified DB engine and version is used.

Valid for Cluster Type: Aurora DB clusters and Multi-AZ DB clusters

Constraints:

- If supplied, must match the name of an existing DB cluster parameter group.

Type: String

Required: No

### **DBSubnetGroupName**

A DB subnet group to associate with this DB cluster.

This setting is required to create a Multi-AZ DB cluster.

Valid for Cluster Type: Aurora DB clusters and Multi-AZ DB clusters

Constraints:

- Must match the name of an existing DB subnet group.

Example: mydbsubnetgroup

Type: String

Required: No

### **DBSystemId**

Reserved for future use.

Type: String

Required: No

### **DeletionProtection**

Specifies whether the DB cluster has deletion protection enabled. The database can't be deleted when deletion protection is enabled. By default, deletion protection isn't enabled.

Valid for Cluster Type: Aurora DB clusters and Multi-AZ DB clusters

Type: Boolean

Required: No

### **Domain**

The Active Directory directory ID to create the DB cluster in.

For Amazon Aurora DB clusters, Amazon RDS can use Kerberos authentication to authenticate users that connect to the DB cluster.

For more information, see [Kerberos authentication](#) in the *Amazon Aurora User Guide*.

Valid for Cluster Type: Aurora DB clusters only

Type: String

Required: No

### **DomainIAMRoleName**

The name of the IAM role to use when making API calls to the Directory Service.

Valid for Cluster Type: Aurora DB clusters only

Type: String

Required: No

### **EnableCloudwatchLogsExports.member.N**

The list of log types that need to be enabled for exporting to CloudWatch Logs.

Valid for Cluster Type: Aurora DB clusters and Multi-AZ DB clusters

The following values are valid for each DB engine:

- Aurora MySQL - `audit` | `error` | `general` | `slowquery`
- Aurora PostgreSQL - `postgresql`
- RDS for MySQL - `error` | `general` | `slowquery`
- RDS for PostgreSQL - `postgresql` | `upgrade`

For more information about exporting CloudWatch Logs for Amazon RDS, see [Publishing Database Logs to Amazon CloudWatch Logs](#) in the *Amazon RDS User Guide*.

For more information about exporting CloudWatch Logs for Amazon Aurora, see [Publishing Database Logs to Amazon CloudWatch Logs](#) in the *Amazon Aurora User Guide*.

Type: Array of strings

Required: No

### **EnableGlobalWriteForwarding**

Specifies whether to enable this DB cluster to forward write operations to the primary cluster of a global cluster (Aurora global database). By default, write operations are not allowed on Aurora DB clusters that are secondary clusters in an Aurora global database.

You can set this value only on Aurora DB clusters that are members of an Aurora global database. With this parameter enabled, a secondary cluster can forward writes to the current primary cluster, and the resulting changes are replicated back to this cluster. For the primary DB cluster of an Aurora global database, this value is used immediately if the primary is demoted by a global cluster API operation, but it does nothing until then.

Valid for Cluster Type: Aurora DB clusters only

Type: Boolean

Required: No

### **EnableHttpEndpoint**

Specifies whether to enable the HTTP endpoint for the DB cluster. By default, the HTTP endpoint isn't enabled.

When enabled, the HTTP endpoint provides a connectionless web service API (RDS Data API) for running SQL queries on the DB cluster. You can also query your database from inside the RDS console with the RDS query editor.

RDS Data API is supported with the following DB clusters:

- Aurora PostgreSQL Serverless v2 and provisioned
- Aurora PostgreSQL and Aurora MySQL Serverless v1

For more information, see [Using RDS Data API](#) in the *Amazon Aurora User Guide*.

Valid for Cluster Type: Aurora DB clusters only

Type: Boolean

Required: No

### **EnableIAMDatabaseAuthentication**

Specifies whether to enable mapping of AWS Identity and Access Management (IAM) accounts to database accounts. By default, mapping isn't enabled.

For more information, see [IAM Database Authentication](#) in the *Amazon Aurora User Guide*.

Valid for Cluster Type: Aurora DB clusters only

Type: Boolean

Required: No

### **EnableLimitlessDatabase**

Specifies whether to enable Aurora Limitless Database. You must enable Aurora Limitless Database to create a DB shard group.

Valid for: Aurora DB clusters only



Type: Boolean

Required: No

### **EnableLocalWriteForwarding**

Specifies whether read replicas can forward write operations to the writer DB instance in the DB cluster. By default, write operations aren't allowed on reader DB instances.

Valid for: Aurora DB clusters only

Type: Boolean

Required: No

### **EnablePerformanceInsights**

Specifies whether to turn on Performance Insights for the DB cluster.

For more information, see [Using Amazon Performance Insights](#) in the *Amazon RDS User Guide*.

Valid for Cluster Type: Multi-AZ DB clusters only

Type: Boolean

Required: No

### **EngineLifecycleSupport**

The life cycle type for this DB cluster.

#### **Note**

By default, this value is set to `open-source-rds-extended-support`, which enrolls your DB cluster into Amazon RDS Extended Support. At the end of standard support, you can avoid charges for Extended Support by setting the value to `open-source-rds-extended-support-disabled`. In this case, creating the DB cluster will fail if the DB major version is past its end of standard support date.

You can use this setting to enroll your DB cluster into Amazon RDS Extended Support. With RDS Extended Support, you can run the selected major engine version on your DB cluster past the end of standard support for that engine version. For more information, see the following sections:

- Amazon Aurora (PostgreSQL only) - [Using Amazon RDS Extended Support](#) in the *Amazon Aurora User Guide*
- Amazon RDS - [Using Amazon RDS Extended Support](#) in the *Amazon RDS User Guide*

Valid for Cluster Type: Aurora DB clusters and Multi-AZ DB clusters

Valid Values: open-source-rds-extended-support | open-source-rds-extended-support-disabled

Default: open-source-rds-extended-support

Type: String

Required: No

### EngineMode

The DB engine mode of the DB cluster, either provisioned or serverless.

The serverless engine mode only applies for Aurora Serverless v1 DB clusters. Aurora Serverless v2 DB clusters use the provisioned engine mode.

For information about limitations and requirements for Serverless DB clusters, see the following sections in the *Amazon Aurora User Guide*:

- [Limitations of Aurora Serverless v1](#)
- [Requirements for Aurora Serverless v2](#)

Valid for Cluster Type: Aurora DB clusters only

Type: String

Required: No

### EngineVersion

The version number of the database engine to use.

To list all of the available engine versions for Aurora MySQL version 2 (5.7-compatible) and version 3 (MySQL 8.0-compatible), use the following command:

```
aws rds describe-db-engine-versions --engine aurora-mysql --query "DBEngineVersions[].EngineVersion"
```

You can supply either 5.7 or 8.0 to use the default engine version for Aurora MySQL version 2 or version 3, respectively.

To list all of the available engine versions for Aurora PostgreSQL, use the following command:

```
aws rds describe-db-engine-versions --engine aurora-postgresql --query
"DBEngineVersions[].EngineVersion"
```

To list all of the available engine versions for RDS for MySQL, use the following command:

```
aws rds describe-db-engine-versions --engine mysql --query
"DBEngineVersions[].EngineVersion"
```

To list all of the available engine versions for RDS for PostgreSQL, use the following command:

```
aws rds describe-db-engine-versions --engine postgres --query
"DBEngineVersions[].EngineVersion"
```

For information about a specific engine, see the following topics:

- Aurora MySQL - see [Database engine updates for Amazon Aurora MySQL](#) in the *Amazon Aurora User Guide*.
- Aurora PostgreSQL - see [Amazon Aurora PostgreSQL releases and engine versions](#) in the *Amazon Aurora User Guide*.
- RDS for MySQL - see [Amazon RDS for MySQL](#) in the *Amazon RDS User Guide*.
- RDS for PostgreSQL - see [Amazon RDS for PostgreSQL](#) in the *Amazon RDS User Guide*.

Valid for Cluster Type: Aurora DB clusters and Multi-AZ DB clusters

Type: String

Required: No

## **GlobalClusterIdentifier**

The global cluster ID of an Aurora cluster that becomes the primary cluster in the new global database cluster.

Valid for Cluster Type: Aurora DB clusters only

Type: String

Required: No

## Iops

The amount of Provisioned IOPS (input/output operations per second) to be initially allocated for each DB instance in the Multi-AZ DB cluster.

For information about valid IOPS values, see [Provisioned IOPS storage](#) in the *Amazon RDS User Guide*.

This setting is required to create a Multi-AZ DB cluster.

Valid for Cluster Type: Multi-AZ DB clusters only

Constraints:

- Must be a multiple between .5 and 50 of the storage amount for the DB cluster.

Type: Integer

Required: No

## KmsKeyId

The AWS KMS key identifier for an encrypted DB cluster.

The AWS KMS key identifier is the key ARN, key ID, alias ARN, or alias name for the KMS key. To use a KMS key in a different AWS account, specify the key ARN or alias ARN.

When a KMS key isn't specified in `KmsKeyId`:

- If `ReplicationSourceIdentifier` identifies an encrypted source, then Amazon RDS uses the KMS key used to encrypt the source. Otherwise, Amazon RDS uses your default KMS key.
- If the `StorageEncrypted` parameter is enabled and `ReplicationSourceIdentifier` isn't specified, then Amazon RDS uses your default KMS key.

There is a default KMS key for your AWS account. Your AWS account has a different default KMS key for each AWS Region.

If you create a read replica of an encrypted DB cluster in another AWS Region, make sure to set `KmsKeyId` to a KMS key identifier that is valid in the destination AWS Region. This KMS key is used to encrypt the read replica in that AWS Region.

Valid for Cluster Type: Aurora DB clusters and Multi-AZ DB clusters

Type: String

Required: No

### **ManageMasterUserPassword**

Specifies whether to manage the master user password with AWS Secrets Manager.

For more information, see [Password management with AWS Secrets Manager](#) in the *Amazon RDS User Guide* and [Password management with AWS Secrets Manager](#) in the *Amazon Aurora User Guide*.

Valid for Cluster Type: Aurora DB clusters and Multi-AZ DB clusters

Constraints:

- Can't manage the master user password with AWS Secrets Manager if `MasterUserPassword` is specified.

Type: Boolean

Required: No

### **MasterUsername**

The name of the master user for the DB cluster.

Valid for Cluster Type: Aurora DB clusters and Multi-AZ DB clusters

Constraints:

- Must be 1 to 16 letters or numbers.
- First character must be a letter.
- Can't be a reserved word for the chosen database engine.

Type: String

Required: No

### **MasterUserPassword**

The password for the master database user.

Valid for Cluster Type: Aurora DB clusters and Multi-AZ DB clusters

Constraints:

- Must contain from 8 to 41 characters.

- Can contain any printable ASCII character except "/", "", or "@".
- Can't be specified if `ManageMasterUserPassword` is turned on.

Type: String

Required: No

### **MasterUserSecretKmsKeyId**

The AWS KMS key identifier to encrypt a secret that is automatically generated and managed in AWS Secrets Manager.

This setting is valid only if the master user password is managed by RDS in AWS Secrets Manager for the DB cluster.

The AWS KMS key identifier is the key ARN, key ID, alias ARN, or alias name for the KMS key. To use a KMS key in a different AWS account, specify the key ARN or alias ARN.

If you don't specify `MasterUserSecretKmsKeyId`, then the `aws/secretsmanager` KMS key is used to encrypt the secret. If the secret is in a different AWS account, then you can't use the `aws/secretsmanager` KMS key to encrypt the secret, and you must use a customer managed KMS key.

There is a default KMS key for your AWS account. Your AWS account has a different default KMS key for each AWS Region.

Valid for Cluster Type: Aurora DB clusters and Multi-AZ DB clusters

Type: String

Required: No

### **MonitoringInterval**

The interval, in seconds, between points when Enhanced Monitoring metrics are collected for the DB cluster. To turn off collecting Enhanced Monitoring metrics, specify 0.

If `MonitoringRoleArn` is specified, also set `MonitoringInterval` to a value other than 0.

Valid for Cluster Type: Multi-AZ DB clusters only

Valid Values: 0 | 1 | 5 | 10 | 15 | 30 | 60

Default: 0

Type: Integer

Required: No

### **MonitoringRoleArn**

The Amazon Resource Name (ARN) for the IAM role that permits RDS to send Enhanced Monitoring metrics to Amazon CloudWatch Logs. An example is `arn:aws:iam:123456789012:role/emaccess`. For information on creating a monitoring role, see [Setting up and enabling Enhanced Monitoring](#) in the *Amazon RDS User Guide*.

If `MonitoringInterval` is set to a value other than `0`, supply a `MonitoringRoleArn` value.

Valid for Cluster Type: Multi-AZ DB clusters only

Type: String

Required: No

### **NetworkType**

The network type of the DB cluster.

The network type is determined by the `DBSubnetGroup` specified for the DB cluster. A `DBSubnetGroup` can support only the IPv4 protocol or the IPv4 and the IPv6 protocols (DUAL).

For more information, see [Working with a DB instance in a VPC](#) in the *Amazon Aurora User Guide*.

Valid for Cluster Type: Aurora DB clusters only

Valid Values: IPV4 | DUAL

Type: String

Required: No

### **OptionGroupName**

The option group to associate the DB cluster with.

DB clusters are associated with a default option group that can't be modified.

Type: String

Required: No

## PerformanceInsightsKMSKeyId

The AWS KMS key identifier for encryption of Performance Insights data.

The AWS KMS key identifier is the key ARN, key ID, alias ARN, or alias name for the KMS key.

If you don't specify a value for `PerformanceInsightsKMSKeyId`, then Amazon RDS uses your default KMS key. There is a default KMS key for your AWS account. Your AWS account has a different default KMS key for each AWS Region.

Valid for Cluster Type: Multi-AZ DB clusters only

Type: String

Required: No

## PerformanceInsightsRetentionPeriod

The number of days to retain Performance Insights data.

Valid for Cluster Type: Multi-AZ DB clusters only

Valid Values:

- 7
- $month * 31$ , where *month* is a number of months from 1-23. Examples: 93 (3 months \* 31), 341 (11 months \* 31), 589 (19 months \* 31)
- 731

Default: 7 days

If you specify a retention period that isn't valid, such as 94, Amazon RDS issues an error.

Type: Integer

Required: No

## Port

The port number on which the instances in the DB cluster accept connections.

Valid for Cluster Type: Aurora DB clusters and Multi-AZ DB clusters

Valid Values: 1150-65535



**Default:**

- RDS for MySQL and Aurora MySQL - 3306
- RDS for PostgreSQL and Aurora PostgreSQL - 5432

Type: Integer

Required: No

**PreferredBackupWindow**

The daily time range during which automated backups are created if automated backups are enabled using the `BackupRetentionPeriod` parameter.

Valid for Cluster Type: Aurora DB clusters and Multi-AZ DB clusters

The default is a 30-minute window selected at random from an 8-hour block of time for each AWS Region. To view the time blocks available, see [Backup window](#) in the *Amazon Aurora User Guide*.

**Constraints:**

- Must be in the format `hh24:mi-hh24:mi`.
- Must be in Universal Coordinated Time (UTC).
- Must not conflict with the preferred maintenance window.
- Must be at least 30 minutes.

Type: String

Required: No

**PreferredMaintenanceWindow**

The weekly time range during which system maintenance can occur.

Valid for Cluster Type: Aurora DB clusters and Multi-AZ DB clusters

The default is a 30-minute window selected at random from an 8-hour block of time for each AWS Region, occurring on a random day of the week. To see the time blocks available, see [Adjusting the Preferred DB Cluster Maintenance Window](#) in the *Amazon Aurora User Guide*.

**Constraints:**

- Must be in the format `ddd:hh24:mi-ddd:hh24:mi`.

- Days must be one of Mon | Tue | Wed | Thu | Fri | Sat | Sun.
- Must be in Universal Coordinated Time (UTC).
- Must be at least 30 minutes.

Type: String

Required: No

## PreSignedUrl

When you are replicating a DB cluster from one AWS GovCloud (US) Region to another, an URL that contains a Signature Version 4 signed request for the `CreateDBCluster` operation to be called in the source AWS Region where the DB cluster is replicated from. Specify `PreSignedUrl` only when you are performing cross-Region replication from an encrypted DB cluster.

The presigned URL must be a valid request for the `CreateDBCluster` API operation that can run in the source AWS Region that contains the encrypted DB cluster to copy.

The presigned URL request must contain the following parameter values:

- `KmsKeyId` - The AWS KMS key identifier for the KMS key to use to encrypt the copy of the DB cluster in the destination AWS Region. This should refer to the same KMS key for both the `CreateDBCluster` operation that is called in the destination AWS Region, and the operation contained in the presigned URL.
- `DestinationRegion` - The name of the AWS Region that Aurora read replica will be created in.
- `ReplicationSourceIdentifier` - The DB cluster identifier for the encrypted DB cluster to be copied. This identifier must be in the Amazon Resource Name (ARN) format for the source AWS Region. For example, if you are copying an encrypted DB cluster from the us-west-2 AWS Region, then your `ReplicationSourceIdentifier` would look like Example: `arn:aws:rds:us-west-2:123456789012:cluster:aurora-cluster1`.

To learn how to generate a Signature Version 4 signed request, see [Authenticating Requests: Using Query Parameters \(AWS Signature Version 4\)](#) and [Signature Version 4 Signing Process](#).

### Note

If you are using an AWS SDK tool or the AWS CLI, you can specify `SourceRegion` (or `--source-region` for the AWS CLI) instead of specifying `PreSignedUrl` manually.

Specifying `SourceRegion` autogenerates a presigned URL that is a valid request for the operation that can run in the source AWS Region.

Valid for Cluster Type: Aurora DB clusters only

Type: String

Required: No

## **PubliclyAccessible**

Specifies whether the DB cluster is publicly accessible.

When the DB cluster is publicly accessible, its Domain Name System (DNS) endpoint resolves to the private IP address from within the DB cluster's virtual private cloud (VPC). It resolves to the public IP address from outside of the DB cluster's VPC. Access to the DB cluster is ultimately controlled by the security group it uses. That public access isn't permitted if the security group assigned to the DB cluster doesn't permit it.

When the DB cluster isn't publicly accessible, it is an internal DB cluster with a DNS name that resolves to a private IP address.

Valid for Cluster Type: Multi-AZ DB clusters only

Default: The default behavior varies depending on whether `DBSubnetGroupName` is specified.

If `DBSubnetGroupName` isn't specified, and `PubliclyAccessible` isn't specified, the following applies:

- If the default VPC in the target Region doesn't have an internet gateway attached to it, the DB cluster is private.
- If the default VPC in the target Region has an internet gateway attached to it, the DB cluster is public.

If `DBSubnetGroupName` is specified, and `PubliclyAccessible` isn't specified, the following applies:

- If the subnets are part of a VPC that doesn't have an internet gateway attached to it, the DB cluster is private.
- If the subnets are part of a VPC that has an internet gateway attached to it, the DB cluster is public.

Type: Boolean

Required: No

### **RdsCustomClusterConfiguration**

Reserved for future use.

Type: [RdsCustomClusterConfiguration](#) object

Required: No

### **ReplicationSourceIdentifier**

The Amazon Resource Name (ARN) of the source DB instance or DB cluster if this DB cluster is created as a read replica.

Valid for Cluster Type: Aurora DB clusters and Multi-AZ DB clusters

Type: String

Required: No

### **ScalingConfiguration**

For DB clusters in `serverless` DB engine mode, the scaling properties of the DB cluster.

Valid for Cluster Type: Aurora DB clusters only

Type: [ScalingConfiguration](#) object

Required: No

### **ServerlessV2ScalingConfiguration**

Contains the scaling configuration of an Aurora Serverless v2 DB cluster.

For more information, see [Using Amazon Aurora Serverless v2](#) in the *Amazon Aurora User Guide*.

Type: [ServerlessV2ScalingConfiguration](#) object

Required: No

### **StorageEncrypted**

Specifies whether the DB cluster is encrypted.

Valid for Cluster Type: Aurora DB clusters and Multi-AZ DB clusters

Type: Boolean

Required: No

### StorageType

The storage type to associate with the DB cluster.

For information on storage types for Aurora DB clusters, see [Storage configurations for Amazon Aurora DB clusters](#). For information on storage types for Multi-AZ DB clusters, see [Settings for creating Multi-AZ DB clusters](#).

This setting is required to create a Multi-AZ DB cluster.

When specified for a Multi-AZ DB cluster, a value for the Iops parameter is required.

Valid for Cluster Type: Aurora DB clusters and Multi-AZ DB clusters

Valid Values:

- Aurora DB clusters - `aurora` | `aurora-iopt1`
- Multi-AZ DB clusters - `io1` | `io2` | `gp3`

Default:

- Aurora DB clusters - `aurora`
- Multi-AZ DB clusters - `io1`

#### Note

When you create an Aurora DB cluster with the storage type set to `aurora-iopt1`, the storage type is returned in the response. The storage type isn't returned when you set it to `aurora`.

Type: String

Required: No

### Tags.Tag.N

Tags to assign to the DB cluster.

Valid for Cluster Type: Aurora DB clusters and Multi-AZ DB clusters

Type: Array of [Tag](#) objects

Required: No

### **VpcSecurityGroupIds.VpcSecurityGroupId.N**

A list of EC2 VPC security groups to associate with this DB cluster.

Valid for Cluster Type: Aurora DB clusters and Multi-AZ DB clusters

Type: Array of strings

Required: No

## **Response Elements**

The following element is returned by the service.

### **DBCluster**

Contains the details of an Amazon Aurora DB cluster or Multi-AZ DB cluster.

For an Amazon Aurora DB cluster, this data type is used as a response element in the operations `CreateDBCluster`, `DeleteDBCluster`, `DescribeDBClusters`, `FailoverDBCluster`, `ModifyDBCluster`, `PromoteReadReplicaDBCluster`, `RestoreDBClusterFromS3`, `RestoreDBClusterFromSnapshot`, `RestoreDBClusterToPointInTime`, `StartDBCluster`, and `StopDBCluster`.

For a Multi-AZ DB cluster, this data type is used as a response element in the operations `CreateDBCluster`, `DeleteDBCluster`, `DescribeDBClusters`, `FailoverDBCluster`, `ModifyDBCluster`, `RebootDBCluster`, `RestoreDBClusterFromSnapshot`, and `RestoreDBClusterToPointInTime`.

For more information on Amazon Aurora DB clusters, see [What is Amazon Aurora?](#) in the *Amazon Aurora User Guide*.

For more information on Multi-AZ DB clusters, see [Multi-AZ deployments with two readable standby DB instances](#) in the *Amazon RDS User Guide*.

Type: [DBCluster](#) object

## Errors

For information about the errors that are common to all actions, see [Common Errors](#).

### **DBClusterAlreadyExistsFault**

The user already has a DB cluster with the given identifier.

HTTP Status Code: 400

### **DBClusterNotFoundFault**

`DBClusterIdentifier` doesn't refer to an existing DB cluster.

HTTP Status Code: 404

### **DBClusterParameterGroupNotFound**

`DBClusterParameterGroupName` doesn't refer to an existing DB cluster parameter group.

HTTP Status Code: 404

### **DBClusterQuotaExceededFault**

The user attempted to create a new DB cluster and the user has already reached the maximum allowed DB cluster quota.

HTTP Status Code: 403

### **DBInstanceNotFound**

`DBInstanceIdentifier` doesn't refer to an existing DB instance.

HTTP Status Code: 404

### **DBSubnetGroupDoesNotCoverEnoughAZs**

Subnets in the DB subnet group should cover at least two Availability Zones unless there is only one Availability Zone.

HTTP Status Code: 400

### **DBSubnetGroupNotFoundFault**

`DBSubnetGroupName` doesn't refer to an existing DB subnet group.

HTTP Status Code: 404

**DomainNotFoundFault**

Domain doesn't refer to an existing Active Directory domain.

HTTP Status Code: 404

**GlobalClusterNotFoundFault**

The GlobalClusterIdentifier doesn't refer to an existing global database cluster.

HTTP Status Code: 404

**InsufficientDBInstanceCapacity**

The specified DB instance class isn't available in the specified Availability Zone.

HTTP Status Code: 400

**InsufficientStorageClusterCapacity**

There is insufficient storage available for the current action. You might be able to resolve this error by updating your subnet group to use different Availability Zones that have more storage available.

HTTP Status Code: 400

**InvalidDBClusterStateFault**

The requested operation can't be performed while the cluster is in this state.

HTTP Status Code: 400

**InvalidDBInstanceState**

The DB instance isn't in a valid state.

HTTP Status Code: 400

**InvalidDBSubnetGroupFault**

The DBSubnetGroup doesn't belong to the same VPC as that of an existing cross-region read replica of the same source instance.

HTTP Status Code: 400

**InvalidDBSubnetGroupStateFault**

The DB subnet group cannot be deleted because it's in use.



HTTP Status Code: 400

### **InvalidGlobalClusterStateFault**

The global cluster is in an invalid state and can't perform the requested operation.

HTTP Status Code: 400

### **InvalidSubnet**

The requested subnet is invalid, or multiple subnets were requested that are not all in a common VPC.

HTTP Status Code: 400

### **InvalidVPCNetworkStateFault**

The DB subnet group doesn't cover all Availability Zones after it's created because of users' change.

HTTP Status Code: 400

### **KMSKeyNotAccessibleFault**

An error occurred accessing an AWS KMS key.

HTTP Status Code: 400

### **OptionGroupNotFoundFault**

The specified option group could not be found.

HTTP Status Code: 404

### **StorageQuotaExceeded**

The request would result in the user exceeding the allowed amount of storage available across all DB instances.

HTTP Status Code: 400

## **Examples**

### **Creating an Aurora DB cluster**

This example illustrates one usage of `CreateDBCluster`.

## Sample Request

```
https://rds.us-east-1.amazonaws.com/
?Action=CreateDBCluster
&DBClusterIdentifier=sample-cluster
&Engine=aurora
&MasterUserPassword=<password>
&MasterUsername=myawsuser
&SignatureMethod=HmacSHA256
&SignatureVersion=4
&Version=2014-10-31
&X-Amz-Algorithm=AWS4-HMAC-SHA256
&X-Amz-Credential=AKIADQKE4SARGYLE/20150927/us-east-1/rds/aws4_request
&X-Amz-Date=20220927T164851Z
&X-Amz-SignedHeaders=content-type;host;user-agent;x-amz-content-sha256;x-amz-date
&X-Amz-Signature=6a8f4bd6a98f649c75ea04a6b3929ecc75ac09739588391cd7250f5280e716db
```

## Sample Response

```
<CreateDBClusterResponse xmlns="http://rds.amazonaws.com/doc/2014-10-31/">
  <CreateDBClusterResult>
    <DBCluster>
      <Port>3306</Port>
      <Engine>aurora</Engine>
      <Status>creating</Status>
      <BackupRetentionPeriod>1</BackupRetentionPeriod>
      <VpcSecurityGroups>
        <VpcSecurityGroupMembership>
          <Status>active</Status>
          <VpcSecurityGroupId>sg-2103dc23</VpcSecurityGroupId>
        </VpcSecurityGroupMembership>
      </VpcSecurityGroups>
      <DBSubnetGroup>default</DBSubnetGroup>
      <EngineVersion>5.7</EngineVersion>
      <Endpoint>sample-cluster.cluster-ctrayan0rynq.us-east-1.rds.amazonaws.com</
Endpoint>
      <DBClusterParameterGroup>default.aurora5.6</DBClusterParameterGroup>
      <AvailabilityZones>
        <AvailabilityZone>us-east-1a</AvailabilityZone>
        <AvailabilityZone>us-east-1c</AvailabilityZone>
```

```
<AvailabilityZone>us-east-1e</AvailabilityZone>
</AvailabilityZones>
<DBClusterIdentifier>sample-cluster</DBClusterIdentifier>
<PreferredBackupWindow>04:22-04:52</PreferredBackupWindow>
<PreferredMaintenanceWindow>fri:06:44-fri:07:14</PreferredMaintenanceWindow>
<DBClusterMembers/>
<AllocatedStorage>1</AllocatedStorage>
<MasterUsername>myawsuser</MasterUsername>
</DBCluster>
</CreateDBClusterResult>
<ResponseMetadata>
  <RequestId>46d2b228-7681-11e5-3e8b-9b2c0d5d51a9</RequestId>
</ResponseMetadata>
</CreateDBClusterResponse>
```

## Creating a Multi-AZ DB cluster

This example illustrates one usage of `CreateDBCluster`.

### Sample Request

```
https://rds.us-west-2.amazonaws.com/
?Action=CreateDBCluster
&AvailabilityZones.AvailabilityZone.1=us-west-2a
&BackupRetentionPeriod=2
&DatabaseName=mydb
&DBClusterIdentifier=my-multi-az-cluster
&DBClusterParameterGroupName=my-multi-az-cpg
&VpcSecurityGroupIds.VpcSecurityGroupId.1=sg-6921cc28
&DBSubnetGroupName=mysubnet1
&Engine=mysql
&EngineVersion=8.0.26
&Port=3306
&MasterUsername=admin
&MasterUserPassword=<password>
&PreferredBackupWindow=11:34-12:04
&PreferredMaintenanceWindow=sat:07:05-sat:07:35
&StorageEncrypted=true
&KmsKeyId=123EXAMPLE-abcd-4567-efgEXAMPLE
&EngineMode=provisioned
&DeletionProtection=false
```

```

&EnableHttpEndpoint=false
&CopyTagsToSnapshot=true
&DBClusterInstanceClass=db.r6gd.large
&AllocatedStorage=100
&StorageType=io1
&Iops=1000
&PubliclyAccessible=true
&AutoMinorVersionUpgrade=true
&MonitoringInterval=30
&MonitoringRoleArn=arn:aws:iam:123456789012:role/enhance-monitoring-role
&EnablePerformanceInsights=true
&PerformanceInsightsKMSKeyId=123EXAMPLE-abcd-4567-efgEXAMPLE
&PerformanceInsightsRetentionPeriod=7
&SignatureMethod=HmacSHA256
&SignatureVersion=4
&Version=2014-10-31
&X-Amz-Algorithm=AWS4-HMAC-SHA256
&X-Amz-Credential=AKIADQKE4SARGYLE/20211026/us-west-2/rds/aws4_request
&X-Amz-Date=20220927T203712Z
&X-Amz-SignedHeaders=content-type;host;user-agent;x-amz-content-sha256;x-amz-date
&X-Amz-Signature=6a8f4bd6a98f649c75ea04a6b3929ecc75ac09739588391cd7250f5280e716db

```

## Sample Response

```

<CreateDBClusterResponse xmlns="http://rds.amazonaws.com/doc/2014-10-31/">
  <CreateDBClusterResult>
    <DBCluster>
      <CrossAccountClone>>false</CrossAccountClone>
      <AllocatedStorage>100</AllocatedStorage>
      <DatabaseName>mydb</DatabaseName>
      <AssociatedRoles />
      <AvailabilityZones>
        <AvailabilityZone>us-west-2a</AvailabilityZone>
        <AvailabilityZone>us-west-2b</AvailabilityZone>
        <AvailabilityZone>us-west-2c</AvailabilityZone>
      </AvailabilityZones>
      <ReadReplicaIdentifiers />
      <Iops>1000</Iops>
      <PerformanceInsightsKMSKeyId>arn:aws:kms:us-west-2:123456789012:key/123EXAMPLE-abcd-4567-efgEXAMPLE</PerformanceInsightsKMSKeyId>
      <PerformanceInsightsRetentionPeriod>7</PerformanceInsightsRetentionPeriod>
    </DBCluster>
  </CreateDBClusterResult>
</CreateDBClusterResponse>

```

```

    <EngineVersion>8.0.mysql_aurora.3.01.0</EngineVersion>
    <MasterUsername>admin</MasterUsername>
    <DBClusterMembers>
      <DBClusterMember>
        <DBInstanceIdentifier>my-multi-az-cluster-3</DBInstanceIdentifier>
        <DBClusterParameterGroupStatus>in-sync</DBClusterParameterGroupStatus>
        <PromotionTier>1</PromotionTier>
        <IsClusterWriter>>false</IsClusterWriter>
      </DBClusterMember>
      <DBClusterMember>
        <DBInstanceIdentifier>my-multi-az-cluster-instance-2</
DBInstanceIdentifier>
        <DBClusterParameterGroupStatus>in-sync</DBClusterParameterGroupStatus>
        <PromotionTier>1</PromotionTier>
        <IsClusterWriter>>false</IsClusterWriter>
      </DBClusterMember>
      <DBClusterMember>
        <DBInstanceIdentifier>my-multi-az-cluster-instance-1</
DBInstanceIdentifier>
        <DBClusterParameterGroupStatus>in-sync</DBClusterParameterGroupStatus>
        <PromotionTier>1</PromotionTier>
        <IsClusterWriter>>false</IsClusterWriter>
      </DBClusterMember>
    </DBClusterMembers>
    <HttpEndpointEnabled>>false</HttpEndpointEnabled>
    <Port>3306</Port>
    <MonitoringInterval>30</MonitoringInterval>
    <BackupRetentionPeriod>2</BackupRetentionPeriod>
    <KmsKeyId>arn:aws:kms:us-west-2:123456789012:key/123EXAMPLE-abcd-4567-
efgEXAMPLE</KmsKeyId>
    <DBClusterIdentifier>my-multi-az-cluster</DBClusterIdentifier>
    <DbClusterResourceId>cluster-RCPGZXFNIHCTBQLDRJX6CP62VQ</DbClusterResourceId>
    <Status>creating</Status>
    <PreferredBackupWindow>11:34-12:04</PreferredBackupWindow>
    <DeletionProtection>>false</DeletionProtection>
    <Endpoint>my-multi-az-cluster.cluster-123456789012.us-west-2.rds.amazonaws.com</
Endpoint>
    <EngineMode>provisioned</EngineMode>
    <Engine>mysql</Engine>
    <ReaderEndpoint>my-multi-az-cluster.cluster-ro-123456789012.us-
west-2.rds.amazonaws.com</ReaderEndpoint>
    <PubliclyAccessible>>true</PubliclyAccessible>
    <IAMDatabaseAuthenticationEnabled>>false</IAMDatabaseAuthenticationEnabled>
    <ClusterCreateTime>2021-10-20T00:12:00.867Z</ClusterCreateTime>

```

```

    <PerformanceInsightsEnabled>true</PerformanceInsightsEnabled>
    <MultiAZ>true</MultiAZ>
    <DomainMemberships />
    <MonitoringRoleArn>arn:aws:iam::123456789012:role/enhance-monitoring-role</
MonitoringRoleArn>
    <StorageEncrypted>true</StorageEncrypted>
    <DBSubnetGroup>mysubnet1</DBSubnetGroup>
    <VpcSecurityGroups>
      <VpcSecurityGroupMembership>
        <VpcSecurityGroupId>sg-6921cc28</VpcSecurityGroupId>
        <Status>active</Status>
      </VpcSecurityGroupMembership>
    </VpcSecurityGroups>
    <TagList />
    <HostedZoneId>Z3GZ3VYA3PGHTQ</HostedZoneId>
    <PreferredMaintenanceWindow>sat:07:05-sat:07:35</PreferredMaintenanceWindow>
    <DBClusterParameterGroup>my-multi-az-cpg</DBClusterParameterGroup>
    <StorageType>io1</StorageType>
    <DBClusterInstanceClass>db.r6gd.large</DBClusterInstanceClass>
    <CopyTagsToSnapshot>>false</CopyTagsToSnapshot>
    <AutoMinorVersionUpgrade>true</AutoMinorVersionUpgrade>
    <DBClusterArn>arn:aws:rds:us-west-2:123456789012:cluster:my-multi-az-cluster</
DBClusterArn>
  </DBCluster>
</CreateDBClusterResult>
<ResponseMetadata>
  <RequestId>4c11cdec-1dbb-452c-bfc0-7580e4ba91ce</RequestId>
</ResponseMetadata>
</CreateDBClusterResponse>

```

## See Also

For more information about using this API in one of the language-specific AWS SDKs, see the following:

- [AWS Command Line Interface](#)
- [AWS SDK for .NET](#)
- [AWS SDK for C++](#)
- [AWS SDK for Go v2](#)
- [AWS SDK for Java V2](#)

- [AWS SDK for JavaScript V3](#)
- [AWS SDK for PHP V3](#)
- [AWS SDK for Python](#)
- [AWS SDK for Ruby V3](#)

# CreateDBClusterEndpoint

Creates a new custom endpoint and associates it with an Amazon Aurora DB cluster.

## Note

This action applies only to Aurora DB clusters.

## Request Parameters

For information about the parameters that are common to all actions, see [Common Parameters](#).

### DBClusterEndpointIdentifier

The identifier to use for the new endpoint. This parameter is stored as a lowercase string.

Type: String

Required: Yes

### DBClusterIdentifier

The DB cluster identifier of the DB cluster associated with the endpoint. This parameter is stored as a lowercase string.

Type: String

Required: Yes

### EndpointType

The type of the endpoint, one of: READER, WRITER, ANY.

Type: String

Required: Yes

### ExcludedMembers.member.N

List of DB instance identifiers that aren't part of the custom endpoint group. All other eligible instances are reachable through the custom endpoint. This parameter is relevant only if the list of static members is empty.



Type: Array of strings

Required: No

### **StaticMembers.member.N**

List of DB instance identifiers that are part of the custom endpoint group.

Type: Array of strings

Required: No

### **Tags.Tag.N**

The tags to be assigned to the Amazon RDS resource.

Type: Array of [Tag](#) objects

Required: No

## **Response Elements**

The following elements are returned by the service.

### **CustomEndpointType**

The type associated with a custom endpoint. One of: `READER`, `WRITER`, `ANY`.

Type: String

### **DBClusterEndpointArn**

The Amazon Resource Name (ARN) for the endpoint.

Type: String

### **DBClusterEndpointIdentifier**

The identifier associated with the endpoint. This parameter is stored as a lowercase string.

Type: String

### **DBClusterEndpointResourceIdentifier**

A unique system-generated identifier for an endpoint. It remains the same for the whole life of the endpoint.

Type: String

### **DBClusterIdentifier**

The DB cluster identifier of the DB cluster associated with the endpoint. This parameter is stored as a lowercase string.

Type: String

### **Endpoint**

The DNS address of the endpoint.

Type: String

### **EndpointType**

The type of the endpoint. One of: `READER`, `WRITER`, `CUSTOM`.

Type: String

### **ExcludedMembers.member.N**

List of DB instance identifiers that aren't part of the custom endpoint group. All other eligible instances are reachable through the custom endpoint. Only relevant if the list of static members is empty.

Type: Array of strings

### **StaticMembers.member.N**

List of DB instance identifiers that are part of the custom endpoint group.

Type: Array of strings

### **Status**

The current status of the endpoint. One of: `creating`, `available`, `deleting`, `inactive`, `modifying`. The `inactive` state applies to an endpoint that can't be used for a certain kind of cluster, such as a `writer` endpoint for a read-only secondary cluster in a global database.

Type: String

## **Errors**

For information about the errors that are common to all actions, see [Common Errors](#).

### **DBClusterEndpointAlreadyExistsFault**

The specified custom endpoint can't be created because it already exists.

HTTP Status Code: 400

### **DBClusterEndpointQuotaExceededFault**

The cluster already has the maximum number of custom endpoints.

HTTP Status Code: 403

### **DBClusterNotFoundFault**

`DBClusterIdentifier` doesn't refer to an existing DB cluster.

HTTP Status Code: 404

### **DBInstanceNotFound**

`DBInstanceIdentifier` doesn't refer to an existing DB instance.

HTTP Status Code: 404

### **InvalidDBClusterStateFault**

The requested operation can't be performed while the cluster is in this state.

HTTP Status Code: 400

### **InvalidDBInstanceState**

The DB instance isn't in a valid state.

HTTP Status Code: 400

## **See Also**

For more information about using this API in one of the language-specific AWS SDKs, see the following:

- [AWS Command Line Interface](#)
- [AWS SDK for .NET](#)
- [AWS SDK for C++](#)

- [AWS SDK for Go v2](#)
- [AWS SDK for Java V2](#)
- [AWS SDK for JavaScript V3](#)
- [AWS SDK for PHP V3](#)
- [AWS SDK for Python](#)
- [AWS SDK for Ruby V3](#)

# CreateDBClusterParameterGroup

Creates a new DB cluster parameter group.

Parameters in a DB cluster parameter group apply to all of the instances in a DB cluster.

A DB cluster parameter group is initially created with the default parameters for the database engine used by instances in the DB cluster. To provide custom values for any of the parameters, you must modify the group after creating it using `ModifyDBClusterParameterGroup`. Once you've created a DB cluster parameter group, you need to associate it with your DB cluster using `ModifyDBCluster`.

When you associate a new DB cluster parameter group with a running Aurora DB cluster, reboot the DB instances in the DB cluster without failover for the new DB cluster parameter group and associated settings to take effect.

When you associate a new DB cluster parameter group with a running Multi-AZ DB cluster, reboot the DB cluster without failover for the new DB cluster parameter group and associated settings to take effect.

## Important

After you create a DB cluster parameter group, you should wait at least 5 minutes before creating your first DB cluster that uses that DB cluster parameter group as the default parameter group. This allows Amazon RDS to fully complete the create action before the DB cluster parameter group is used as the default for a new DB cluster. This is especially important for parameters that are critical when creating the default database for a DB cluster, such as the character set for the default database defined by the `character_set_database` parameter. You can use the *Parameter Groups* option of the [Amazon RDS console](#) or the `DescribeDBClusterParameters` operation to verify that your DB cluster parameter group has been created or modified.

For more information on Amazon Aurora, see [What is Amazon Aurora?](#) in the *Amazon Aurora User Guide*.

For more information on Multi-AZ DB clusters, see [Multi-AZ DB cluster deployments](#) in the *Amazon RDS User Guide*.

# Request Parameters


For information about the parameters that are common to all actions, see [Common Parameters](#).

## DBClusterParameterGroupName

The name of the DB cluster parameter group.

Constraints:

- Must not match the name of an existing DB cluster parameter group.

 **Note**

This value is stored as a lowercase string.

Type: String

Required: Yes

## DBParameterGroupFamily

The DB cluster parameter group family name. A DB cluster parameter group can be associated with one and only one DB cluster parameter group family, and can be applied only to a DB cluster running a database engine and engine version compatible with that DB cluster parameter group family.

### Aurora MySQL

Example: `aurora-mysql15.7`, `aurora-mysql18.0`

### Aurora PostgreSQL

Example: `aurora-postgresql14`

### RDS for MySQL

Example: `mysql18.0`

### RDS for PostgreSQL

Example: `postgres13`

To list all of the available parameter group families for a DB engine, use the following command:

```
aws rds describe-db-engine-versions --query
"DBEngineVersions[].DBParameterGroupFamily" --engine <engine>
```

For example, to list all of the available parameter group families for the Aurora PostgreSQL DB engine, use the following command:

```
aws rds describe-db-engine-versions --query
"DBEngineVersions[].DBParameterGroupFamily" --engine aurora-postgresql
```

 **Note**

The output contains duplicates.

The following are the valid DB engine values:

- `aurora-mysql`
- `aurora-postgresql`
- `mysql`
- `postgres`

Type: String

Required: Yes

### Description

The description for the DB cluster parameter group.

Type: String

Required: Yes

### Tags.Tag.N

Tags to assign to the DB cluster parameter group.

Type: Array of [Tag](#) objects

Required: No

## Response Elements

The following element is returned by the service.

### DBClusterParameterGroup

Contains the details of an Amazon RDS DB cluster parameter group.

This data type is used as a response element in the `DescribeDBClusterParameterGroups` action.

Type: [DBClusterParameterGroup](#) object

## Errors

For information about the errors that are common to all actions, see [Common Errors](#).

### DBParameterGroupAlreadyExists

A DB parameter group with the same name exists.

HTTP Status Code: 400

### DBParameterGroupQuotaExceeded

The request would result in the user exceeding the allowed number of DB parameter groups.

HTTP Status Code: 400

## Examples

### Example

This example illustrates one usage of `CreateDBClusterParameterGroup`.

### Sample Request

```
https://rds.us-east-1.amazonaws.com/  
?Action=CreateDBClusterParameterGroup  
&DBClusterParameterGroupName=samplegroup
```



```
&DBParameterGroupFamily=aurora5.6
&Description=Sample%20group
&SignatureMethod=HmacSHA256
&SignatureVersion=4
&Version=2014-10-31
&X-Amz-Algorithm=AWS4-HMAC-SHA256
&X-Amz-Credential=AKIADQKE4SARGYLE/20150318/us-east-1/rds/aws4_request
&X-Amz-Date=20150318T183624Z
&X-Amz-SignedHeaders=content-type;host;user-agent;x-amz-content-sha256;x-amz-date
&X-Amz-Signature=86d521a3a117a033df0aa381fde0cd8a5ab5c7ab87a29aa9154438c3790ba611
```

## Sample Response

```
<CreateDBClusterParameterGroupResponse xmlns="http://rds.amazonaws.com/doc/2014-10-31/">
  <CreateDBClusterParameterGroupResult>
    <DBClusterParameterGroup>
      <DBParameterGroupFamily>aurora5.6</DBParameterGroupFamily>
      <Description>Sample group</Description>
      <DBClusterParameterGroupName>samplegroup</DBClusterParameterGroupName>
    </DBClusterParameterGroup>
  </CreateDBClusterParameterGroupResult>
  <ResponseMetadata>
    <RequestId>ae81a963-cd9d-11e4-8b88-8351746a4c92</RequestId>
  </ResponseMetadata>
</CreateDBClusterParameterGroupResponse>
```

## See Also

For more information about using this API in one of the language-specific AWS SDKs, see the following:

- [AWS Command Line Interface](#)
- [AWS SDK for .NET](#)
- [AWS SDK for C++](#)
- [AWS SDK for Go v2](#)
- [AWS SDK for Java V2](#)
- [AWS SDK for JavaScript V3](#)
- [AWS SDK for PHP V3](#)

- [AWS SDK for Python](#)
- [AWS SDK for Ruby V3](#)

# CreateDBClusterSnapshot

Creates a snapshot of a DB cluster.

For more information on Amazon Aurora, see [What is Amazon Aurora?](#) in the *Amazon Aurora User Guide*.

For more information on Multi-AZ DB clusters, see [Multi-AZ DB cluster deployments](#) in the *Amazon RDS User Guide*.

## Request Parameters

For information about the parameters that are common to all actions, see [Common Parameters](#).

### DBClusterIdentifier

The identifier of the DB cluster to create a snapshot for. This parameter isn't case-sensitive.

Constraints:

- Must match the identifier of an existing DBCluster.

Example: `my-cluster1`

Type: String

Required: Yes

### DBClusterSnapshotIdentifier

The identifier of the DB cluster snapshot. This parameter is stored as a lowercase string.

Constraints:

- Must contain from 1 to 63 letters, numbers, or hyphens.
- First character must be a letter.
- Can't end with a hyphen or contain two consecutive hyphens.

Example: `my-cluster1-snapshot1`

Type: String

Required: Yes

## Tags.Tag.N

The tags to be assigned to the DB cluster snapshot.

Type: Array of [Tag](#) objects

Required: No

## Response Elements

The following element is returned by the service.

### DBClusterSnapshot

Contains the details for an Amazon RDS DB cluster snapshot

This data type is used as a response element in the `DescribeDBClusterSnapshots` action.

Type: [DBClusterSnapshot](#) object

## Errors

For information about the errors that are common to all actions, see [Common Errors](#).

### DBClusterNotFoundFault

`DBClusterIdentifier` doesn't refer to an existing DB cluster.

HTTP Status Code: 404

### DBClusterSnapshotAlreadyExistsFault

The user already has a DB cluster snapshot with the given identifier.

HTTP Status Code: 400

### InvalidDBClusterSnapshotStateFault

The supplied value isn't a valid DB cluster snapshot state.

HTTP Status Code: 400

### InvalidDBClusterStateFault

The requested operation can't be performed while the cluster is in this state.

HTTP Status Code: 400

## SnapshotQuotaExceeded

The request would result in the user exceeding the allowed number of DB snapshots.

HTTP Status Code: 400

## Examples

### Example

This example illustrates one usage of `CreateDBClusterSnapshot`.

### Sample Request

```
https://rds.us-east-1.amazonaws.com/  
  ?Action=CreateDBClusterSnapshot  
  &DBClusterIdentifier=sample-cluster  
  &DBClusterSnapshotIdentifier=sample-cluster-snapshot  
  &SignatureMethod=HmacSHA256  
  &SignatureVersion=4  
  &Version=2014-10-31  
  &X-Amz-Algorithm=AWS4-HMAC-SHA256  
  &X-Amz-Credential=AKIADQKE4SARGYLE/20150318/us-east-1/rds/aws4_request  
  &X-Amz-Date=20150318T205321Z  
  &X-Amz-SignedHeaders=content-type;host;user-agent;x-amz-content-sha256;x-amz-date  
  &X-Amz-Signature=9573ced573a41cdec8e2ef1d9b5235a141f97ae30b4469fc9b0f16149399c4bf
```

### Sample Response

```
<CreateDBClusterSnapshotResponse xmlns="http://rds.amazonaws.com/doc/2014-10-31/">  
  <CreateDBClusterSnapshotResult>  
    <DBClusterSnapshot>  
      <Port>0</Port>  
      <Engine>aurora</Engine>  
      <Status>creating</Status>  
      <SnapshotType>manual</SnapshotType>  
      <LicenseModel>aurora</LicenseModel>
```

```
<DBClusterSnapshotIdentifier>sample-cluster-snapshot</
DBClusterSnapshotIdentifier>
  <SnapshotCreateTime>2015-03-18T20:53:22.523Z</SnapshotCreateTime>
  <DBClusterIdentifier>sample-cluster</DBClusterIdentifier>
  <VpcId>vpc-3faffe54</VpcId>
  <ClusterCreateTime>2015-03-06T22:11:13.826Z</ClusterCreateTime>
  <PercentProgress>0</PercentProgress>
  <AllocatedStorage>1</AllocatedStorage>
  <MasterUsername>awsuser</MasterUsername>
</DBClusterSnapshot>
</CreateDBClusterSnapshotResult>
<ResponseMetadata>
  <RequestId>d070d0d2-cea0-11e4-8c88-8351226c8c92</RequestId>
</ResponseMetadata>
</CreateDBClusterSnapshotResponse>
```

## See Also

For more information about using this API in one of the language-specific AWS SDKs, see the following:

- [AWS Command Line Interface](#)
- [AWS SDK for .NET](#)
- [AWS SDK for C++](#)
- [AWS SDK for Go v2](#)
- [AWS SDK for Java V2](#)
- [AWS SDK for JavaScript V3](#)
- [AWS SDK for PHP V3](#)
- [AWS SDK for Python](#)
- [AWS SDK for Ruby V3](#)

# CreateDBInstance

Creates a new DB instance.

The new DB instance can be an RDS DB instance, or it can be a DB instance in an Aurora DB cluster. For an Aurora DB cluster, you can call this operation multiple times to add more than one DB instance to the cluster.

For more information about creating an RDS DB instance, see [Creating an Amazon RDS DB instance](#) in the *Amazon RDS User Guide*.

For more information about creating a DB instance in an Aurora DB cluster, see [Creating an Amazon Aurora DB cluster](#) in the *Amazon Aurora User Guide*.

## Request Parameters

For information about the parameters that are common to all actions, see [Common Parameters](#).

### DBInstanceClass

The compute and memory capacity of the DB instance, for example `db.m5.large`. Not all DB instance classes are available in all AWS Regions, or for all database engines. For the full list of DB instance classes, and availability for your engine, see [DB instance classes](#) in the *Amazon RDS User Guide* or [Aurora DB instance classes](#) in the *Amazon Aurora User Guide*.

Type: String

Required: Yes

### DBInstanceIdentifier

The identifier for this DB instance. This parameter is stored as a lowercase string.

Constraints:

- Must contain from 1 to 63 letters, numbers, or hyphens.
- First character must be a letter.
- Can't end with a hyphen or contain two consecutive hyphens.

Example: `mydbinstance`

Type: String

Required: Yes

## Engine

The database engine to use for this DB instance.

Not every database engine is available in every AWS Region.

Valid Values:

- `aurora-mysql` (for Aurora MySQL DB instances)
- `aurora-postgresql` (for Aurora PostgreSQL DB instances)
- `custom-oracle-ee` (for RDS Custom for Oracle DB instances)
- `custom-oracle-ee-cdb` (for RDS Custom for Oracle DB instances)
- `custom-oracle-se2` (for RDS Custom for Oracle DB instances)
- `custom-oracle-se2-cdb` (for RDS Custom for Oracle DB instances)
- `custom-sqlserver-ee` (for RDS Custom for SQL Server DB instances)
- `custom-sqlserver-se` (for RDS Custom for SQL Server DB instances)
- `custom-sqlserver-web` (for RDS Custom for SQL Server DB instances)
- `db2-ae`
- `db2-se`
- `mariadb`
- `mysql`
- `oracle-ee`
- `oracle-ee-cdb`
- `oracle-se2`
- `oracle-se2-cdb`
- `postgres`
- `sqlserver-ee`
- `sqlserver-se`
- `sqlserver-ex`
- `sqlserver-web`

Type: String



Required: Yes

## AllocatedStorage

The amount of storage in gibibytes (GiB) to allocate for the DB instance.

This setting doesn't apply to Amazon Aurora DB instances. Aurora cluster volumes automatically grow as the amount of data in your database increases, though you are only charged for the space that you use in an Aurora cluster volume.

### Amazon RDS Custom

Constraints to the amount of storage for each storage type are the following:

- General Purpose (SSD) storage (gp2, gp3): Must be an integer from 40 to 65536 for RDS Custom for Oracle, 16384 for RDS Custom for SQL Server.
- Provisioned IOPS storage (io1, io2): Must be an integer from 40 to 65536 for RDS Custom for Oracle, 16384 for RDS Custom for SQL Server.

### RDS for Db2

Constraints to the amount of storage for each storage type are the following:

- General Purpose (SSD) storage (gp3): Must be an integer from 20 to 65536.
- Provisioned IOPS storage (io1, io2): Must be an integer from 100 to 65536.

### RDS for MariaDB

Constraints to the amount of storage for each storage type are the following:

- General Purpose (SSD) storage (gp2, gp3): Must be an integer from 20 to 65536.
- Provisioned IOPS storage (io1, io2): Must be an integer from 100 to 65536.
- Magnetic storage (standard): Must be an integer from 5 to 3072.

### RDS for MySQL

Constraints to the amount of storage for each storage type are the following:

- General Purpose (SSD) storage (gp2, gp3): Must be an integer from 20 to 65536.
- Provisioned IOPS storage (io1, io2): Must be an integer from 100 to 65536.
- Magnetic storage (standard): Must be an integer from 5 to 3072.

### RDS for Oracle

Constraints to the amount of storage for each storage type are the following:

- General Purpose (SSD) storage (gp2, gp3): Must be an integer from 20 to 65536.
- Provisioned IOPS storage (io1, io2): Must be an integer from 100 to 65536.
- Magnetic storage (standard): Must be an integer from 10 to 3072.

### **RDS for PostgreSQL**

Constraints to the amount of storage for each storage type are the following:

- General Purpose (SSD) storage (gp2, gp3): Must be an integer from 20 to 65536.
- Provisioned IOPS storage (io1, io2): Must be an integer from 100 to 65536.
- Magnetic storage (standard): Must be an integer from 5 to 3072.

### **RDS for SQL Server**

Constraints to the amount of storage for each storage type are the following:

- General Purpose (SSD) storage (gp2, gp3):
  - Enterprise and Standard editions: Must be an integer from 20 to 16384.
  - Web and Express editions: Must be an integer from 20 to 16384.
- Provisioned IOPS storage (io1, io2):
  - Enterprise and Standard editions: Must be an integer from 100 to 16384.
  - Web and Express editions: Must be an integer from 100 to 16384.
- Magnetic storage (standard):
  - Enterprise and Standard editions: Must be an integer from 20 to 1024.
  - Web and Express editions: Must be an integer from 20 to 1024.

Type: Integer

Required: No

### **AutoMinorVersionUpgrade**

Specifies whether minor engine upgrades are applied automatically to the DB instance during the maintenance window. By default, minor engine upgrades are applied automatically.

If you create an RDS Custom DB instance, you must set `AutoMinorVersionUpgrade` to `false`.

Type: Boolean

Required: No

## AvailabilityZone

The Availability Zone (AZ) where the database will be created. For information on AWS Regions and Availability Zones, see [Regions and Availability Zones](#).

For Amazon Aurora, each Aurora DB cluster hosts copies of its storage in three separate Availability Zones. Specify one of these Availability Zones. Aurora automatically chooses an appropriate Availability Zone if you don't specify one.

Default: A random, system-chosen Availability Zone in the endpoint's AWS Region.

Constraints:

- The `AvailabilityZone` parameter can't be specified if the DB instance is a Multi-AZ deployment.
- The specified Availability Zone must be in the same AWS Region as the current endpoint.

Example: `us-east-1d`

Type: String

Required: No

## BackupRetentionPeriod

The number of days for which automated backups are retained. Setting this parameter to a positive number enables backups. Setting this parameter to `0` disables automated backups.

This setting doesn't apply to Amazon Aurora DB instances. The retention period for automated backups is managed by the DB cluster.

Default: 1

Constraints:

- Must be a value from 0 to 35.
- Can't be set to 0 if the DB instance is a source to read replicas.
- Can't be set to 0 for an RDS Custom for Oracle DB instance.

Type: Integer

Required: No

## BackupTarget

The location for storing automated backups and manual snapshots.

Valid Values:

- `outposts` (AWS Outposts)
- `region` (AWS Region)

Default: `region`

For more information, see [Working with Amazon RDS on AWS Outposts](#) in the *Amazon RDS User Guide*.

Type: String

Required: No

## CACertificateIdentifier

The CA certificate identifier to use for the DB instance's server certificate.

This setting doesn't apply to RDS Custom DB instances.

For more information, see [Using SSL/TLS to encrypt a connection to a DB instance](#) in the *Amazon RDS User Guide* and [Using SSL/TLS to encrypt a connection to a DB cluster](#) in the *Amazon Aurora User Guide*.

Type: String

Required: No

## CharacterSetName

For supported engines, the character set (`CharacterSet`) to associate the DB instance with.

This setting doesn't apply to the following DB instances:

- Amazon Aurora - The character set is managed by the DB cluster. For more information, see `CreateDBCluster`.
- RDS Custom - However, if you need to change the character set, you can change it on the database itself.

Type: String

Required: No

### **CopyTagsToSnapshot**

Specifies whether to copy tags from the DB instance to snapshots of the DB instance. By default, tags are not copied.

This setting doesn't apply to Amazon Aurora DB instances. Copying tags to snapshots is managed by the DB cluster. Setting this value for an Aurora DB instance has no effect on the DB cluster setting.

Type: Boolean

Required: No

### **CustomIamInstanceProfile**

The instance profile associated with the underlying Amazon EC2 instance of an RDS Custom DB instance.

This setting is required for RDS Custom.

Constraints:

- The profile must exist in your account.
- The profile must have an IAM role that Amazon EC2 has permissions to assume.
- The instance profile name and the associated IAM role name must start with the prefix `AWSRDSCustom`.

For the list of permissions required for the IAM role, see [Configure IAM and your VPC](#) in the *Amazon RDS User Guide*.

Type: String

Required: No

### **DBClusterIdentifier**

The identifier of the DB cluster that this DB instance will belong to.

This setting doesn't apply to RDS Custom DB instances.

Type: String

Required: No

## DBName

The meaning of this parameter differs according to the database engine you use.

### Amazon Aurora MySQL

The name of the database to create when the primary DB instance of the Aurora MySQL DB cluster is created. If this parameter isn't specified for an Aurora MySQL DB cluster, no database is created in the DB cluster.

Constraints:

- Must contain 1 to 64 alphanumeric characters.
- Can't be a word reserved by the database engine.

### Amazon Aurora PostgreSQL

The name of the database to create when the primary DB instance of the Aurora PostgreSQL DB cluster is created. A database named `postgres` is always created. If this parameter is specified, an additional database with this name is created.

Constraints:

- It must contain 1 to 63 alphanumeric characters.
- Must begin with a letter. Subsequent characters can be letters, underscores, or digits (0 to 9).
- Can't be a word reserved by the database engine.

### Amazon RDS Custom for Oracle

The Oracle System ID (SID) of the created RDS Custom DB instance. If you don't specify a value, the default value is `ORCL` for non-CDBs and `RDSCDB` for CDBs.

Default: `ORCL`

Constraints:

- Must contain 1 to 8 alphanumeric characters.
- Must contain a letter.
- Can't be a word reserved by the database engine.

### Amazon RDS Custom for SQL Server

Not applicable. Must be null.

## RDS for Db2

The name of the database to create when the DB instance is created. If this parameter isn't specified, no database is created in the DB instance. In some cases, we recommend that you don't add a database name. For more information, see [Additional considerations](#) in the *Amazon RDS User Guide*.

Constraints:

- Must contain 1 to 64 letters or numbers.
- Must begin with a letter. Subsequent characters can be letters, underscores, or digits (0-9).
- Can't be a word reserved by the specified database engine.

## RDS for MariaDB

The name of the database to create when the DB instance is created. If this parameter isn't specified, no database is created in the DB instance.

Constraints:

- Must contain 1 to 64 letters or numbers.
- Must begin with a letter. Subsequent characters can be letters, underscores, or digits (0-9).
- Can't be a word reserved by the specified database engine.

## RDS for MySQL

The name of the database to create when the DB instance is created. If this parameter isn't specified, no database is created in the DB instance.

Constraints:

- Must contain 1 to 64 letters or numbers.
- Must begin with a letter. Subsequent characters can be letters, underscores, or digits (0-9).
- Can't be a word reserved by the specified database engine.

## RDS for Oracle

The Oracle System ID (SID) of the created DB instance. If you don't specify a value, the default value is ORCL. You can't specify the string `null`, or any other reserved word, for DBName.

Default: ORCL

**Constraints:**

- Can't be longer than 8 characters.

**RDS for PostgreSQL**

The name of the database to create when the DB instance is created. A database named `postgres` is always created. If this parameter is specified, an additional database with this name is created.

**Constraints:**

- Must contain 1 to 63 letters, numbers, or underscores.
- Must begin with a letter. Subsequent characters can be letters, underscores, or digits (0-9).
- Can't be a word reserved by the specified database engine.

**RDS for SQL Server**

Not applicable. Must be null.

Type: String

Required: No

**DBParameterGroupName**

The name of the DB parameter group to associate with this DB instance. If you don't specify a value, then Amazon RDS uses the default DB parameter group for the specified DB engine and version.

This setting doesn't apply to RDS Custom DB instances.

**Constraints:**

- Must be 1 to 255 letters, numbers, or hyphens.
- The first character must be a letter.
- Can't end with a hyphen or contain two consecutive hyphens.

Type: String

Required: No

**DBSecurityGroups.DBSecurityGroupName.N**

A list of DB security groups to associate with this DB instance.



This setting applies to the legacy EC2-Classic platform, which is no longer used to create new DB instances. Use the `VpcSecurityGroupIds` setting instead.

Type: Array of strings

Required: No

### **DBSubnetGroupName**

A DB subnet group to associate with this DB instance.

Constraints:

- Must match the name of an existing DB subnet group.
- Must not be default.

Example: `mydbsubnetgroup`

Type: String

Required: No

### **DBSystemId**

The Oracle system identifier (SID), which is the name of the Oracle database instance that manages your database files. In this context, the term "Oracle database instance" refers exclusively to the system global area (SGA) and Oracle background processes. If you don't specify a SID, the value defaults to `RDSCDB`. The Oracle SID is also the name of your CDB.

Type: String

Required: No

### **DedicatedLogVolume**

Indicates whether the DB instance has a dedicated log volume (DLV) enabled.

Type: Boolean

Required: No

### **DeletionProtection**

Specifies whether the DB instance has deletion protection enabled. The database can't be deleted when deletion protection is enabled. By default, deletion protection isn't enabled. For more information, see [Deleting a DB Instance](#).

This setting doesn't apply to Amazon Aurora DB instances. You can enable or disable deletion protection for the DB cluster. For more information, see `CreateDBCluster`. DB instances in a DB cluster can be deleted even when deletion protection is enabled for the DB cluster.

Type: Boolean

Required: No

## Domain

The Active Directory directory ID to create the DB instance in. Currently, you can create only Db2, MySQL, Microsoft SQL Server, Oracle, and PostgreSQL DB instances in an Active Directory Domain.

For more information, see [Kerberos Authentication](#) in the *Amazon RDS User Guide*.

This setting doesn't apply to the following DB instances:

- Amazon Aurora (The domain is managed by the DB cluster.)
- RDS Custom

Type: String

Required: No

## DomainAuthSecretArn

The ARN for the Secrets Manager secret with the credentials for the user joining the domain.

Example: `arn:aws:secretsmanager:region:account-number:secret:myselfmanagedADtestsecret-123456`

Type: String

Required: No

## DomainDnsIps.member.N

The IPv4 DNS IP addresses of your primary and secondary Active Directory domain controllers.

Constraints:

- Two IP addresses must be provided. If there isn't a secondary domain controller, use the IP address of the primary domain controller for both entries in the list.

Example: 123.124.125.126,234.235.236.237

Type: Array of strings

Required: No

### **DomainFqdn**

The fully qualified domain name (FQDN) of an Active Directory domain.

Constraints:

- Can't be longer than 64 characters.

Example: mymanagedADtest.mymanagedAD.mydomain

Type: String

Required: No

### **DomainIAMRoleName**

The name of the IAM role to use when making API calls to the Directory Service.

This setting doesn't apply to the following DB instances:

- Amazon Aurora (The domain is managed by the DB cluster.)
- RDS Custom

Type: String

Required: No

### **DomainOu**

The Active Directory organizational unit for your DB instance to join.

Constraints:

- Must be in the distinguished name format.
- Can't be longer than 64 characters.

Example:

OU=mymanagedADtestOU,DC=mymanagedADtest,DC=mymanagedAD,DC=mydomain

Type: String

Required: No

### **EnableCloudwatchLogsExports.member.N**

The list of log types to enable for exporting to CloudWatch Logs. For more information, see [Publishing Database Logs to Amazon CloudWatch Logs](#) in the *Amazon RDS User Guide*.

This setting doesn't apply to the following DB instances:

- Amazon Aurora (CloudWatch Logs exports are managed by the DB cluster.)
- RDS Custom

The following values are valid for each DB engine:

- RDS for Db2 - diag.log | notify.log
- RDS for MariaDB - audit | error | general | slowquery
- RDS for Microsoft SQL Server - agent | error
- RDS for MySQL - audit | error | general | slowquery
- RDS for Oracle - alert | audit | listener | trace | oemagent
- RDS for PostgreSQL - postgresql | upgrade

Type: Array of strings

Required: No

### **EnableCustomerOwnedIp**

Specifies whether to enable a customer-owned IP address (CoIP) for an RDS on Outposts DB instance.

A *CoIP* provides local or external connectivity to resources in your Outpost subnets through your on-premises network. For some use cases, a CoIP can provide lower latency for connections to the DB instance from outside of its virtual private cloud (VPC) on your local network.

For more information about RDS on Outposts, see [Working with Amazon RDS on AWS Outposts](#) in the *Amazon RDS User Guide*.

For more information about CoIPs, see [Customer-owned IP addresses](#) in the *AWS Outposts User Guide*.

Type: Boolean

Required: No

### **EnableIAMDatabaseAuthentication**

Specifies whether to enable mapping of AWS Identity and Access Management (IAM) accounts to database accounts. By default, mapping isn't enabled.

For more information, see [IAM Database Authentication for MySQL and PostgreSQL](#) in the *Amazon RDS User Guide*.

This setting doesn't apply to the following DB instances:

- Amazon Aurora (Mapping AWS IAM accounts to database accounts is managed by the DB cluster.)
- RDS Custom

Type: Boolean

Required: No

### **EnablePerformanceInsights**

Specifies whether to enable Performance Insights for the DB instance. For more information, see [Using Amazon Performance Insights](#) in the *Amazon RDS User Guide*.

This setting doesn't apply to RDS Custom DB instances.

Type: Boolean

Required: No

### **EngineLifecycleSupport**

The life cycle type for this DB instance.

#### **Note**

By default, this value is set to `open-source-rds-extended-support`, which enrolls your DB instance into Amazon RDS Extended Support. At the end of standard support, you can avoid charges for Extended Support by setting the value to `open-source-rds-extended-support-disabled`. In this case, creating the DB instance will fail if the DB major version is past its end of standard support date.

This setting applies only to RDS for MySQL and RDS for PostgreSQL. For Amazon Aurora DB instances, the life cycle type is managed by the DB cluster.

You can use this setting to enroll your DB instance into Amazon RDS Extended Support. With RDS Extended Support, you can run the selected major engine version on your DB instance past the end of standard support for that engine version. For more information, see [Using Amazon RDS Extended Support](#) in the *Amazon RDS User Guide*.

Valid Values: `open-source-rds-extended-support` | `open-source-rds-extended-support-disabled`

Default: `open-source-rds-extended-support`

Type: String

Required: No

## EngineVersion

The version number of the database engine to use.

This setting doesn't apply to Amazon Aurora DB instances. The version number of the database engine the DB instance uses is managed by the DB cluster.

For a list of valid engine versions, use the `DescribeDBEngineVersions` operation.

The following are the database engines and links to information about the major and minor versions that are available with Amazon RDS. Not every database engine is available for every AWS Region.

### Amazon RDS Custom for Oracle

A custom engine version (CEV) that you have previously created. This setting is required for RDS Custom for Oracle. The CEV name has the following format: `19.customized_string`. A valid CEV name is `19.my_cev1`. For more information, see [Creating an RDS Custom for Oracle DB instance](#) in the *Amazon RDS User Guide*.

### Amazon RDS Custom for SQL Server

See [RDS Custom for SQL Server general requirements](#) in the *Amazon RDS User Guide*.

### RDS for Db2

For information, see [Db2 on Amazon RDS versions](#) in the *Amazon RDS User Guide*.

## RDS for MariaDB

For information, see [MariaDB on Amazon RDS versions](#) in the *Amazon RDS User Guide*.

## RDS for Microsoft SQL Server

For information, see [Microsoft SQL Server versions on Amazon RDS](#) in the *Amazon RDS User Guide*.

## RDS for MySQL

For information, see [MySQL on Amazon RDS versions](#) in the *Amazon RDS User Guide*.

## RDS for Oracle

For information, see [Oracle Database Engine release notes](#) in the *Amazon RDS User Guide*.

## RDS for PostgreSQL

For information, see [Amazon RDS for PostgreSQL versions and extensions](#) in the *Amazon RDS User Guide*.

Type: String

Required: No

## IOPS

The amount of Provisioned IOPS (input/output operations per second) to initially allocate for the DB instance. For information about valid IOPS values, see [Amazon RDS DB instance storage](#) in the *Amazon RDS User Guide*.

This setting doesn't apply to Amazon Aurora DB instances. Storage is managed by the DB cluster.

Constraints:

- For RDS for Db2, MariaDB, MySQL, Oracle, and PostgreSQL - Must be a multiple between .5 and 50 of the storage amount for the DB instance.
- For RDS for SQL Server - Must be a multiple between 1 and 50 of the storage amount for the DB instance.

Type: Integer

Required: No

## KmsKeyId

The AWS KMS key identifier for an encrypted DB instance.

The AWS KMS key identifier is the key ARN, key ID, alias ARN, or alias name for the KMS key. To use a KMS key in a different AWS account, specify the key ARN or alias ARN.

This setting doesn't apply to Amazon Aurora DB instances. The AWS KMS key identifier is managed by the DB cluster. For more information, see [CreateDBCluster](#).

If `StorageEncrypted` is enabled, and you do not specify a value for the `KmsKeyId` parameter, then Amazon RDS uses your default KMS key. There is a default KMS key for your AWS account. Your AWS account has a different default KMS key for each AWS Region.

For Amazon RDS Custom, a KMS key is required for DB instances. For most RDS engines, if you leave this parameter empty while enabling `StorageEncrypted`, the engine uses the default KMS key. However, RDS Custom doesn't use the default key when this parameter is empty. You must explicitly specify a key.

Type: String

Required: No

## LicenseModel

The license model information for this DB instance.

### Note

License models for RDS for Db2 require additional configuration. The Bring Your Own License (BYOL) model requires a custom parameter group. The Db2 license through AWS Marketplace model requires an AWS Marketplace subscription. For more information, see [RDS for Db2 licensing options](#) in the *Amazon RDS User Guide*. The default for RDS for Db2 is `bring-your-own-license`.

This setting doesn't apply to Amazon Aurora or RDS Custom DB instances.

Valid Values:

- RDS for Db2 - `bring-your-own-license` | `marketplace-license`



- RDS for MariaDB - `general-public-license`
- RDS for Microsoft SQL Server - `license-included`
- RDS for MySQL - `general-public-license`
- RDS for Oracle - `bring-your-own-license` | `license-included`
- RDS for PostgreSQL - `postgresql-license`

Type: String

Required: No

### **ManageMasterUserPassword**

Specifies whether to manage the master user password with AWS Secrets Manager.

For more information, see [Password management with AWS Secrets Manager](#) in the *Amazon RDS User Guide*.

Constraints:

- Can't manage the master user password with AWS Secrets Manager if `MasterUserPassword` is specified.

Type: Boolean

Required: No

### **MasterUsername**

The name for the master user.

This setting doesn't apply to Amazon Aurora DB instances. The name for the master user is managed by the DB cluster.

This setting is required for RDS DB instances.

Constraints:

- Must be 1 to 16 letters, numbers, or underscores.
- First character must be a letter.
- Can't be a reserved word for the chosen database engine.

Type: String

Required: No

## MasterUserPassword

The password for the master user.

This setting doesn't apply to Amazon Aurora DB instances. The password for the master user is managed by the DB cluster.

Constraints:

- Can't be specified if `ManageMasterUserPassword` is turned on.
- Can include any printable ASCII character except `"/`, `""`, or `"@"`. For RDS for Oracle, can't include the `"&"` (ampersand) or the `"'"` (single quotes) character.

Length Constraints:

- RDS for Db2 - Must contain from 8 to 255 characters.
- RDS for MariaDB - Must contain from 8 to 41 characters.
- RDS for Microsoft SQL Server - Must contain from 8 to 128 characters.
- RDS for MySQL - Must contain from 8 to 41 characters.
- RDS for Oracle - Must contain from 8 to 30 characters.
- RDS for PostgreSQL - Must contain from 8 to 128 characters.

Type: String

Required: No

## MasterUserSecretKmsKeyId

The AWS KMS key identifier to encrypt a secret that is automatically generated and managed in AWS Secrets Manager.

This setting is valid only if the master user password is managed by RDS in AWS Secrets Manager for the DB instance.

The AWS KMS key identifier is the key ARN, key ID, alias ARN, or alias name for the KMS key. To use a KMS key in a different AWS account, specify the key ARN or alias ARN.

If you don't specify `MasterUserSecretKmsKeyId`, then the `aws/secretsmanager` KMS key is used to encrypt the secret. If the secret is in a different AWS account, then you can't use the

`aws/secretsmanager` KMS key to encrypt the secret, and you must use a customer managed KMS key.

There is a default KMS key for your AWS account. Your AWS account has a different default KMS key for each AWS Region.

Type: String

Required: No

### **MaxAllocatedStorage**

The upper limit in gibibytes (GiB) to which Amazon RDS can automatically scale the storage of the DB instance.

For more information about this setting, including limitations that apply to it, see [Managing capacity automatically with Amazon RDS storage autoscaling](#) in the *Amazon RDS User Guide*.

This setting doesn't apply to the following DB instances:

- Amazon Aurora (Storage is managed by the DB cluster.)
- RDS Custom

Type: Integer

Required: No

### **MonitoringInterval**

The interval, in seconds, between points when Enhanced Monitoring metrics are collected for the DB instance. To disable collection of Enhanced Monitoring metrics, specify 0.

If `MonitoringRoleArn` is specified, then you must set `MonitoringInterval` to a value other than 0.

This setting doesn't apply to RDS Custom DB instances.

Valid Values: 0 | 1 | 5 | 10 | 15 | 30 | 60

Default: 0

Type: Integer

Required: No

## MonitoringRoleArn

The ARN for the IAM role that permits RDS to send enhanced monitoring metrics to Amazon CloudWatch Logs. For example, `arn:aws:iam:123456789012:role/emaccess`. For information on creating a monitoring role, see [Setting Up and Enabling Enhanced Monitoring](#) in the *Amazon RDS User Guide*.

If `MonitoringInterval` is set to a value other than `0`, then you must supply a `MonitoringRoleArn` value.

This setting doesn't apply to RDS Custom DB instances.

Type: String

Required: No

## MultiAZ

Specifies whether the DB instance is a Multi-AZ deployment. You can't set the `AvailabilityZone` parameter if the DB instance is a Multi-AZ deployment.

This setting doesn't apply to the following DB instances:

- Amazon Aurora (DB instance Availability Zones (AZs) are managed by the DB cluster.)
- RDS Custom

Type: Boolean

Required: No

## MultiTenant

Specifies whether to use the multi-tenant configuration or the single-tenant configuration (default). This parameter only applies to RDS for Oracle container database (CDB) engines.

Note the following restrictions:

- The DB engine that you specify in the request must support the multi-tenant configuration. If you attempt to enable the multi-tenant configuration on a DB engine that doesn't support it, the request fails.
- If you specify the multi-tenant configuration when you create your DB instance, you can't later modify this DB instance to use the single-tenant configuration.

Type: Boolean

Required: No

### **NcharCharacterSetName**

The name of the NCHAR character set for the Oracle DB instance.

This setting doesn't apply to RDS Custom DB instances.

Type: String

Required: No

### **NetworkType**

The network type of the DB instance.

The network type is determined by the DBSubnetGroup specified for the DB instance. A DBSubnetGroup can support only the IPv4 protocol or the IPv4 and the IPv6 protocols (DUAL).

For more information, see [Working with a DB instance in a VPC](#) in the *Amazon RDS User Guide*.

Valid Values: IPV4 | DUAL

Type: String

Required: No

### **OptionGroupName**

The option group to associate the DB instance with.

Permanent options, such as the TDE option for Oracle Advanced Security TDE, can't be removed from an option group. Also, that option group can't be removed from a DB instance after it is associated with a DB instance.

This setting doesn't apply to Amazon Aurora or RDS Custom DB instances.

Type: String

Required: No

### **PerformanceInsightsKMSKeyId**

The AWS KMS key identifier for encryption of Performance Insights data.

The AWS KMS key identifier is the key ARN, key ID, alias ARN, or alias name for the KMS key.

If you don't specify a value for `PerformanceInsightsKMSKeyId`, then Amazon RDS uses your default KMS key. There is a default KMS key for your AWS account. Your AWS account has a different default KMS key for each AWS Region.

This setting doesn't apply to RDS Custom DB instances.

Type: String

Required: No

### **PerformanceInsightsRetentionPeriod**

The number of days to retain Performance Insights data.

This setting doesn't apply to RDS Custom DB instances.

Valid Values:

- 7
- $month * 31$ , where *month* is a number of months from 1-23. Examples: 93 (3 months \* 31), 341 (11 months \* 31), 589 (19 months \* 31)
- 731

Default: 7 days

If you specify a retention period that isn't valid, such as 94, Amazon RDS returns an error.

Type: Integer

Required: No

### **Port**

The port number on which the database accepts connections.

This setting doesn't apply to Aurora DB instances. The port number is managed by the cluster.

Valid Values: 1150-65535

Default:

- RDS for Db2 - 50000
- RDS for MariaDB - 3306
- RDS for Microsoft SQL Server - 1433

- RDS for MySQL - 3306
- RDS for Oracle - 1521
- RDS for PostgreSQL - 5432

Constraints:

- For RDS for Microsoft SQL Server, the value can't be 1234, 1434, 3260, 3343, 3389, 47001, or 49152-49156.

Type: Integer

Required: No

### **PreferredBackupWindow**

The daily time range during which automated backups are created if automated backups are enabled, using the `BackupRetentionPeriod` parameter. The default is a 30-minute window selected at random from an 8-hour block of time for each AWS Region. For more information, see [Backup window](#) in the *Amazon RDS User Guide*.

This setting doesn't apply to Amazon Aurora DB instances. The daily time range for creating automated backups is managed by the DB cluster.

Constraints:

- Must be in the format `hh24:mi-hh24:mi`.
- Must be in Universal Coordinated Time (UTC).
- Must not conflict with the preferred maintenance window.
- Must be at least 30 minutes.

Type: String

Required: No

### **PreferredMaintenanceWindow**

The time range each week during which system maintenance can occur. For more information, see [Amazon RDS Maintenance Window](#) in the *Amazon RDS User Guide*.

The default is a 30-minute window selected at random from an 8-hour block of time for each AWS Region, occurring on a random day of the week.

Constraints:

- Must be in the format `ddd:hh24:mi-ddd:hh24:mi`.
- The day values must be `mon | tue | wed | thu | fri | sat | sun`.
- Must be in Universal Coordinated Time (UTC).
- Must not conflict with the preferred backup window.
- Must be at least 30 minutes.

Type: String

Required: No

### **ProcessorFeatures.ProcessorFeature.N**

The number of CPU cores and the number of threads per core for the DB instance class of the DB instance.

This setting doesn't apply to Amazon Aurora or RDS Custom DB instances.

Type: Array of [ProcessorFeature](#) objects

Required: No

### **PromotionTier**

The order of priority in which an Aurora Replica is promoted to the primary instance after a failure of the existing primary instance. For more information, see [Fault Tolerance for an Aurora DB Cluster](#) in the *Amazon Aurora User Guide*.

This setting doesn't apply to RDS Custom DB instances.

Default: 1

Valid Values: 0 - 15

Type: Integer

Required: No

### **PubliclyAccessible**

Specifies whether the DB instance is publicly accessible.

When the DB instance is publicly accessible, its Domain Name System (DNS) endpoint resolves to the private IP address from within the DB instance's virtual private cloud (VPC). It resolves



to the public IP address from outside of the DB instance's VPC. Access to the DB instance is ultimately controlled by the security group it uses. That public access is not permitted if the security group assigned to the DB instance doesn't permit it.

When the DB instance isn't publicly accessible, it is an internal DB instance with a DNS name that resolves to a private IP address.

Default: The default behavior varies depending on whether `DBSubnetGroupName` is specified.

If `DBSubnetGroupName` isn't specified, and `PubliclyAccessible` isn't specified, the following applies:

- If the default VPC in the target Region doesn't have an internet gateway attached to it, the DB instance is private.
- If the default VPC in the target Region has an internet gateway attached to it, the DB instance is public.

If `DBSubnetGroupName` is specified, and `PubliclyAccessible` isn't specified, the following applies:

- If the subnets are part of a VPC that doesn't have an internet gateway attached to it, the DB instance is private.
- If the subnets are part of a VPC that has an internet gateway attached to it, the DB instance is public.

Type: Boolean

Required: No

### **StorageEncrypted**

Specifies whether the DB instance is encrypted. By default, it isn't encrypted.

For RDS Custom DB instances, either enable this setting or leave it unset. Otherwise, Amazon RDS reports an error.

This setting doesn't apply to Amazon Aurora DB instances. The encryption for DB instances is managed by the DB cluster.

Type: Boolean

Required: No

## StorageThroughput

The storage throughput value for the DB instance.

This setting applies only to the gp3 storage type.

This setting doesn't apply to Amazon Aurora or RDS Custom DB instances.

Type: Integer

Required: No

## StorageType

The storage type to associate with the DB instance.

If you specify `io1`, `io2`, or `gp3`, you must also include a value for the `Iops` parameter.

This setting doesn't apply to Amazon Aurora DB instances. Storage is managed by the DB cluster.

Valid Values: `gp2` | `gp3` | `io1` | `io2` | `standard`

Default: `io1`, if the `Iops` parameter is specified. Otherwise, `gp2`.

Type: String

Required: No

## Tags.Tag.N

Tags to assign to the DB instance.

Type: Array of [Tag](#) objects

Required: No

## TdeCredentialArn

The ARN from the key store with which to associate the instance for TDE encryption.

This setting doesn't apply to Amazon Aurora or RDS Custom DB instances.

Type: String

Required: No

## TdeCredentialPassword

The password for the given ARN from the key store in order to access the device.

This setting doesn't apply to RDS Custom DB instances.

Type: String

Required: No

## Timezone

The time zone of the DB instance. The time zone parameter is currently supported only by [RDS for Db2](#) and [RDS for SQL Server](#).

Type: String

Required: No

## VpcSecurityGroupIds.VpcSecurityGroupId.N

A list of Amazon EC2 VPC security groups to associate with this DB instance.

This setting doesn't apply to Amazon Aurora DB instances. The associated list of EC2 VPC security groups is managed by the DB cluster.

Default: The default EC2 VPC security group for the DB subnet group's VPC.

Type: Array of strings

Required: No

## Response Elements

The following element is returned by the service.

### DBInstance

Contains the details of an Amazon RDS DB instance.

This data type is used as a response element in the operations `CreateDBInstance`, `CreateDBInstanceReadReplica`, `DeleteDBInstance`, `DescribeDBInstances`, `ModifyDBInstance`, `PromoteReadReplica`, `RebootDBInstance`,

RestoreDBInstanceFromDBSnapshot, RestoreDBInstanceFromS3, RestoreDBInstanceToPointInTime, StartDBInstance, and StopDBInstance.

Type: [DBInstance](#) object

## Errors

For information about the errors that are common to all actions, see [Common Errors](#).

### AuthorizationNotFound

The specified CIDR IP range or Amazon EC2 security group might not be authorized for the specified DB security group.

Or, RDS might not be authorized to perform necessary actions using IAM on your behalf.

HTTP Status Code: 404

### BackupPolicyNotFoundFault

*This error has been deprecated.*

HTTP Status Code: 404

### CertificateNotFound

CertificateIdentifier doesn't refer to an existing certificate.

HTTP Status Code: 404

### DBClusterNotFoundFault

DBClusterIdentifier doesn't refer to an existing DB cluster.

HTTP Status Code: 404

### DBInstanceAlreadyExists

The user already has a DB instance with the given identifier.

HTTP Status Code: 400

### DBParameterGroupNotFound

DBParameterGroupName doesn't refer to an existing DB parameter group.

HTTP Status Code: 404

**DBSecurityGroupNotFound**

DBSecurityGroupName doesn't refer to an existing DB security group.

HTTP Status Code: 404

**DBSubnetGroupDoesNotCoverEnoughAZs**

Subnets in the DB subnet group should cover at least two Availability Zones unless there is only one Availability Zone.

HTTP Status Code: 400

**DBSubnetGroupNotFoundFault**

DBSubnetGroupName doesn't refer to an existing DB subnet group.

HTTP Status Code: 404

**DomainNotFoundFault**

Domain doesn't refer to an existing Active Directory domain.

HTTP Status Code: 404

**InstanceQuotaExceeded**

The request would result in the user exceeding the allowed number of DB instances.

HTTP Status Code: 400

**InsufficientDBInstanceCapacity**

The specified DB instance class isn't available in the specified Availability Zone.

HTTP Status Code: 400

**InvalidDBClusterStateFault**

The requested operation can't be performed while the cluster is in this state.

HTTP Status Code: 400

**InvalidSubnet**

The requested subnet is invalid, or multiple subnets were requested that are not all in a common VPC.

HTTP Status Code: 400

**InvalidVPCNetworkStateFault**

The DB subnet group doesn't cover all Availability Zones after it's created because of users' change.

HTTP Status Code: 400

**KMSKeyNotAccessibleFault**

An error occurred accessing an AWS KMS key.

HTTP Status Code: 400

**NetworkTypeNotSupported**

The network type is invalid for the DB instance. Valid network type values are IPV4 and DUAL.

HTTP Status Code: 400

**OptionGroupNotFoundFault**

The specified option group could not be found.

HTTP Status Code: 404

**ProvisionedIopsNotAvailableInAZFault**

Provisioned IOPS not available in the specified Availability Zone.

HTTP Status Code: 400

**StorageQuotaExceeded**

The request would result in the user exceeding the allowed amount of storage available across all DB instances.

HTTP Status Code: 400

**StorageTypeNotSupported**

The specified StorageType can't be associated with the DB instance.

HTTP Status Code: 400

**TenantDatabaseQuotaExceeded**

You attempted to create more tenant databases than are permitted in your AWS account.

HTTP Status Code: 400

## Examples

### Example

This example illustrates one usage of CreateDBInstance.

#### Sample Request

```
https://rds.us-east-1.amazonaws.com/  
  ?Action=CreateDBInstance  
  &AllocatedStorage=15  
  &DBInstanceClass=db.m5.large  
  &DBInstanceIdentifier=myawsuser-dbi01  
  &Engine=MySQL  
  &MasterUserPassword=<password>  
  &MasterUsername=myawsuser  
  &SignatureMethod=HmacSHA256  
  &SignatureVersion=4  
  &Version=2014-10-31  
  &X-Amz-Algorithm=AWS4-HMAC-SHA256  
  &X-Amz-Credential=AKIADQKE4SARGYLE/20140424/us-east-1/rds/aws4_request  
  &X-Amz-Date=20140424T194844Z  
  &X-Amz-SignedHeaders=content-type;host;user-agent;x-amz-content-sha256;x-amz-date  
  &X-Amz-Signature=bee4aabc750bf7dad0cd9e22b952bd6089d91e2a16592c2293e532eeaab8bc77
```

#### Sample Response

```
<CreateDBInstanceResponse xmlns="http://rds.amazonaws.com/doc/2014-10-31/">  
  <CreateDBInstanceResult>  
    <DBInstance>  
      <BackupRetentionPeriod>7</BackupRetentionPeriod>  
      <DBInstanceStatus>creating</DBInstanceStatus>  
      <MultiAZ>>false</MultiAZ>  
      <VpcSecurityGroups/>  
      <DBInstanceIdentifier>myawsuser-dbi01</DBInstanceIdentifier>  
  
      <PreferredBackupWindow>03:50-04:20</PreferredBackupWindow>  
      <PreferredMaintenanceWindow>wed:06:38-wed:07:08</PreferredMaintenanceWindow>  
      <ReadReplicaDBInstanceIdentifiers/>
```

```
<Engine>mysql</Engine>
<PendingModifiedValues>
  <MasterUserPassword>****</MasterUserPassword>
</PendingModifiedValues>
<LicenseModel>general-public-license</LicenseModel>
<EngineVersion>5.6.13</EngineVersion>
<DBParameterGroups>
  <DBParameterGroup>
    <ParameterApplyStatus>in-sync</ParameterApplyStatus>
    <DBParameterGroupName>default.mysql5.6</DBParameterGroupName>
  </DBParameterGroup>
</DBParameterGroups>
<OptionGroupMemberships>
  <OptionGroupMembership>
    <OptionGroupName>default:mysql-5-6</OptionGroupName>
    <Status>in-sync</Status>
  </OptionGroupMembership>
</OptionGroupMemberships>
<DBSecurityGroups>
  <DBSecurityGroup>
    <Status>active</Status>
    <DBSecurityGroupName>default</DBSecurityGroupName>
  </DBSecurityGroup>
</DBSecurityGroups>
<PubliclyAccessible>true</PubliclyAccessible>
<AutoMinorVersionUpgrade>true</AutoMinorVersionUpgrade>
<AllocatedStorage>15</AllocatedStorage>
<DBInstanceClass>db.m5.large</DBInstanceClass>
<MasterUsername>myawsuser</MasterUsername>
</DBInstance>
</CreateDBInstanceResult>
<ResponseMetadata>
  <RequestId>523e3218-afc7-11c3-90f5-f90431260ab4</RequestId>
</ResponseMetadata>
</CreateDBInstanceResponse>
```

## See Also

For more information about using this API in one of the language-specific AWS SDKs, see the following:

- [AWS Command Line Interface](#)
- [AWS SDK for .NET](#)



- [AWS SDK for C++](#)
- [AWS SDK for Go v2](#)
- [AWS SDK for Java V2](#)
- [AWS SDK for JavaScript V3](#)
- [AWS SDK for PHP V3](#)
- [AWS SDK for Python](#)
- [AWS SDK for Ruby V3](#)

# CreateDBInstanceReadReplica

Creates a new DB instance that acts as a read replica for an existing source DB instance or Multi-AZ DB cluster. You can create a read replica for a DB instance running Db2, MariaDB, MySQL, Oracle, PostgreSQL, or SQL Server. You can create a read replica for a Multi-AZ DB cluster running MySQL or PostgreSQL. For more information, see [Working with read replicas](#) and [Migrating from a Multi-AZ DB cluster to a DB instance using a read replica](#) in the *Amazon RDS User Guide*.

Amazon Aurora doesn't support this operation. To create a DB instance for an Aurora DB cluster, use the `CreateDBInstance` operation.

All read replica DB instances are created with backups disabled. All other attributes (including DB security groups and DB parameter groups) are inherited from the source DB instance or cluster, except as specified.

## Important

Your source DB instance or cluster must have backup retention enabled.

## Request Parameters

For information about the parameters that are common to all actions, see [Common Parameters](#).

### DBInstanceIdentifier

The DB instance identifier of the read replica. This identifier is the unique key that identifies a DB instance. This parameter is stored as a lowercase string.

Type: String

Required: Yes

### AllocatedStorage

The amount of storage (in gibibytes) to allocate initially for the read replica. Follow the allocation rules specified in `CreateDBInstance`.

**Note**

Be sure to allocate enough storage for your read replica so that the create operation can succeed. You can also allocate additional storage for future growth.

Type: Integer

Required: No

**AutoMinorVersionUpgrade**

Specifies whether to automatically apply minor engine upgrades to the read replica during the maintenance window.

This setting doesn't apply to RDS Custom DB instances.

Default: Inherits the value from the source DB instance.

Type: Boolean

Required: No

**AvailabilityZone**

The Availability Zone (AZ) where the read replica will be created.

Default: A random, system-chosen Availability Zone in the endpoint's AWS Region.

Example: us-east-1d

Type: String

Required: No

**CACertificateIdentifier**

The CA certificate identifier to use for the read replica's server certificate.

This setting doesn't apply to RDS Custom DB instances.

For more information, see [Using SSL/TLS to encrypt a connection to a DB instance](#) in the *Amazon RDS User Guide* and [Using SSL/TLS to encrypt a connection to a DB cluster](#) in the *Amazon Aurora User Guide*.

Type: String

Required: No

### **CopyTagsToSnapshot**

Specifies whether to copy all tags from the read replica to snapshots of the read replica. By default, tags aren't copied.

Type: Boolean

Required: No

### **CustomIamInstanceProfile**

The instance profile associated with the underlying Amazon EC2 instance of an RDS Custom DB instance. The instance profile must meet the following requirements:

- The profile must exist in your account.
- The profile must have an IAM role that Amazon EC2 has permissions to assume.
- The instance profile name and the associated IAM role name must start with the prefix `AWSRDSCustom`.

For the list of permissions required for the IAM role, see [Configure IAM and your VPC](#) in the *Amazon RDS User Guide*.

This setting is required for RDS Custom DB instances.

Type: String

Required: No

### **DBInstanceClass**

The compute and memory capacity of the read replica, for example `db.m4.large`. Not all DB instance classes are available in all AWS Regions, or for all database engines. For the full list of DB instance classes, and availability for your engine, see [DB Instance Class](#) in the *Amazon RDS User Guide*.

Default: Inherits the value from the source DB instance.

Type: String

Required: No

## DBParameterGroupName

The name of the DB parameter group to associate with this DB instance.

If you don't specify a value for `DBParameterGroupName`, then Amazon RDS uses the `DBParameterGroup` of the source DB instance for a same Region read replica, or the default `DBParameterGroup` for the specified DB engine for a cross-Region read replica.

Specifying a parameter group for this operation is only supported for MySQL DB instances for cross-Region read replicas and for Oracle DB instances. It isn't supported for MySQL DB instances for same Region read replicas or for RDS Custom.

Constraints:

- Must be 1 to 255 letters, numbers, or hyphens.
- First character must be a letter.
- Can't end with a hyphen or contain two consecutive hyphens.

Type: String

Required: No

## DBSubnetGroupName

A DB subnet group for the DB instance. The new DB instance is created in the VPC associated with the DB subnet group. If no DB subnet group is specified, then the new DB instance isn't created in a VPC.

Constraints:

- If supplied, must match the name of an existing DB subnet group.
- The specified DB subnet group must be in the same AWS Region in which the operation is running.
- All read replicas in one AWS Region that are created from the same source DB instance must either:
  - Specify DB subnet groups from the same VPC. All these read replicas are created in the same VPC.
  - Not specify a DB subnet group. All these read replicas are created outside of any VPC.

Example: `mydbsubnetgroup`

Type: String

Required: No

### **DedicatedLogVolume**

Indicates whether the DB instance has a dedicated log volume (DLV) enabled.

Type: Boolean

Required: No

### **DeletionProtection**

Specifies whether to enable deletion protection for the DB instance. The database can't be deleted when deletion protection is enabled. By default, deletion protection isn't enabled. For more information, see [Deleting a DB Instance](#).

Type: Boolean

Required: No

### **Domain**

The Active Directory directory ID to create the DB instance in. Currently, only MySQL, Microsoft SQL Server, Oracle, and PostgreSQL DB instances can be created in an Active Directory Domain.

For more information, see [Kerberos Authentication](#) in the *Amazon RDS User Guide*.

This setting doesn't apply to RDS Custom DB instances.

Type: String

Required: No

### **DomainAuthSecretArn**

The ARN for the Secrets Manager secret with the credentials for the user joining the domain.

Example: `arn:aws:secretsmanager:region:account-number:secret:myselfmanagedADtestsecret-123456`

Type: String

Required: No

### **DomainDnsIps.member.N**

The IPv4 DNS IP addresses of your primary and secondary Active Directory domain controllers.

**Constraints:**

- Two IP addresses must be provided. If there isn't a secondary domain controller, use the IP address of the primary domain controller for both entries in the list.

Example: 123.124.125.126,234.235.236.237

Type: Array of strings

Required: No

**DomainFqdn**

The fully qualified domain name (FQDN) of an Active Directory domain.

**Constraints:**

- Can't be longer than 64 characters.

Example: mymanagedADtest.mymanagedAD.mydomain

Type: String

Required: No

**DomainIAMRoleName**

The name of the IAM role to use when making API calls to the Directory Service.

This setting doesn't apply to RDS Custom DB instances.

Type: String

Required: No

**DomainOu**

The Active Directory organizational unit for your DB instance to join.

**Constraints:**

- Must be in the distinguished name format.
- Can't be longer than 64 characters.

Example:

OU=mymanagedADtestOU,DC=mymanagedADtest,DC=mymanagedAD,DC=mydomain

Type: String

Required: No

### **EnableCloudwatchLogsExports.member.N**

The list of logs that the new DB instance is to export to CloudWatch Logs. The values in the list depend on the DB engine being used. For more information, see [Publishing Database Logs to Amazon CloudWatch Logs](#) in the *Amazon RDS User Guide*.

This setting doesn't apply to RDS Custom DB instances.

Type: Array of strings

Required: No

### **EnableCustomerOwnedIp**

Specifies whether to enable a customer-owned IP address (CoIP) for an RDS on Outposts read replica.

A *CoIP* provides local or external connectivity to resources in your Outpost subnets through your on-premises network. For some use cases, a CoIP can provide lower latency for connections to the read replica from outside of its virtual private cloud (VPC) on your local network.

For more information about RDS on Outposts, see [Working with Amazon RDS on AWS Outposts](#) in the *Amazon RDS User Guide*.

For more information about CoIPs, see [Customer-owned IP addresses](#) in the *AWS Outposts User Guide*.

Type: Boolean

Required: No

### **EnableIAMDatabaseAuthentication**

Specifies whether to enable mapping of AWS Identity and Access Management (IAM) accounts to database accounts. By default, mapping isn't enabled.

For more information about IAM database authentication, see [IAM Database Authentication for MySQL and PostgreSQL](#) in the *Amazon RDS User Guide*.

This setting doesn't apply to RDS Custom DB instances.

Type: Boolean



Required: No

### **EnablePerformanceInsights**

Specifies whether to enable Performance Insights for the read replica.

For more information, see [Using Amazon Performance Insights](#) in the *Amazon RDS User Guide*.

This setting doesn't apply to RDS Custom DB instances.

Type: Boolean

Required: No

### **Iops**

The amount of Provisioned IOPS (input/output operations per second) to initially allocate for the DB instance.

Type: Integer

Required: No

### **KmsKeyId**

The AWS KMS key identifier for an encrypted read replica.

The AWS KMS key identifier is the key ARN, key ID, alias ARN, or alias name for the KMS key.

If you create an encrypted read replica in the same AWS Region as the source DB instance or Multi-AZ DB cluster, don't specify a value for this parameter. A read replica in the same AWS Region is always encrypted with the same KMS key as the source DB instance or cluster.

If you create an encrypted read replica in a different AWS Region, then you must specify a KMS key identifier for the destination AWS Region. KMS keys are specific to the AWS Region that they are created in, and you can't use KMS keys from one AWS Region in another AWS Region.

You can't create an encrypted read replica from an unencrypted DB instance or Multi-AZ DB cluster.

This setting doesn't apply to RDS Custom, which uses the same KMS key as the primary replica.

Type: String

Required: No

## MaxAllocatedStorage

The upper limit in gibibytes (GiB) to which Amazon RDS can automatically scale the storage of the DB instance.

For more information about this setting, including limitations that apply to it, see [Managing capacity automatically with Amazon RDS storage autoscaling](#) in the *Amazon RDS User Guide*.

Type: Integer

Required: No

## MonitoringInterval

The interval, in seconds, between points when Enhanced Monitoring metrics are collected for the read replica. To disable collection of Enhanced Monitoring metrics, specify 0. The default is 0.

If `MonitoringRoleArn` is specified, then you must set `MonitoringInterval` to a value other than 0.

This setting doesn't apply to RDS Custom DB instances.

Valid Values: 0, 1, 5, 10, 15, 30, 60

Default: 0

Type: Integer

Required: No

## MonitoringRoleArn

The ARN for the IAM role that permits RDS to send enhanced monitoring metrics to Amazon CloudWatch Logs. For example, `arn:aws:iam:123456789012:role/emaccess`. For information on creating a monitoring role, go to [To create an IAM role for Amazon RDS Enhanced Monitoring](#) in the *Amazon RDS User Guide*.

If `MonitoringInterval` is set to a value other than 0, then you must supply a `MonitoringRoleArn` value.

This setting doesn't apply to RDS Custom DB instances.

Type: String

Required: No

## MultiAZ

Specifies whether the read replica is in a Multi-AZ deployment.

You can create a read replica as a Multi-AZ DB instance. RDS creates a standby of your replica in another Availability Zone for failover support for the replica. Creating your read replica as a Multi-AZ DB instance is independent of whether the source is a Multi-AZ DB instance or a Multi-AZ DB cluster.

This setting doesn't apply to RDS Custom DB instances.

Type: Boolean

Required: No

## NetworkType

The network type of the DB instance.

Valid Values:

- IPV4
- DUAL

The network type is determined by the DBSubnetGroup specified for read replica. A DBSubnetGroup can support only the IPv4 protocol or the IPv4 and the IPv6 protocols (DUAL).

For more information, see [Working with a DB instance in a VPC](#) in the *Amazon RDS User Guide*.

Type: String

Required: No

## OptionGroupName

The option group to associate the DB instance with. If not specified, RDS uses the option group associated with the source DB instance or cluster.

### Note

For SQL Server, you must use the option group associated with the source.

This setting doesn't apply to RDS Custom DB instances.

Type: String

Required: No

### **PerformanceInsightsKMSKeyId**

The AWS KMS key identifier for encryption of Performance Insights data.

The AWS KMS key identifier is the key ARN, key ID, alias ARN, or alias name for the KMS key.

If you do not specify a value for `PerformanceInsightsKMSKeyId`, then Amazon RDS uses your default KMS key. There is a default KMS key for your AWS account. Your AWS account has a different default KMS key for each AWS Region.

This setting doesn't apply to RDS Custom DB instances.

Type: String

Required: No

### **PerformanceInsightsRetentionPeriod**

The number of days to retain Performance Insights data.

This setting doesn't apply to RDS Custom DB instances.

Valid Values:

- 7
- $month * 31$ , where *month* is a number of months from 1-23. Examples: 93 (3 months \* 31), 341 (11 months \* 31), 589 (19 months \* 31)
- 731

Default: 7 days

If you specify a retention period that isn't valid, such as 94, Amazon RDS returns an error.

Type: Integer

Required: No

### **Port**

The port number that the DB instance uses for connections.

Valid Values: 1150-65535

Default: Inherits the value from the source DB instance.

Type: Integer

Required: No

## PreSignedUrl

When you are creating a read replica from one AWS GovCloud (US) Region to another or from one China AWS Region to another, the URL that contains a Signature Version 4 signed request for the `CreateDBInstanceReadReplica` API operation in the source AWS Region that contains the source DB instance.

This setting applies only to AWS GovCloud (US) Regions and China AWS Regions. It's ignored in other AWS Regions.

This setting applies only when replicating from a source DB *instance*. Source DB clusters aren't supported in AWS GovCloud (US) Regions and China AWS Regions.

You must specify this parameter when you create an encrypted read replica from another AWS Region by using the Amazon RDS API. Don't specify `PreSignedUrl` when you are creating an encrypted read replica in the same AWS Region.

The presigned URL must be a valid request for the `CreateDBInstanceReadReplica` API operation that can run in the source AWS Region that contains the encrypted source DB instance. The presigned URL request must contain the following parameter values:

- `DestinationRegion` - The AWS Region that the encrypted read replica is created in. This AWS Region is the same one where the `CreateDBInstanceReadReplica` operation is called that contains this presigned URL.


For example, if you create an encrypted DB instance in the us-west-1 AWS Region, from a source DB instance in the us-east-2 AWS Region, then you call the `CreateDBInstanceReadReplica` operation in the us-east-1 AWS Region and provide a presigned URL that contains a call to the `CreateDBInstanceReadReplica` operation in the us-west-2 AWS Region. For this example, the `DestinationRegion` in the presigned URL must be set to the us-east-1 AWS Region.

- `KmsKeyId` - The AWS KMS key identifier for the key to use to encrypt the read replica in the destination AWS Region. This is the same identifier for both the

CreateDBInstanceReadReplica operation that is called in the destination AWS Region, and the operation contained in the presigned URL.

- `SourceDBInstanceIdentifier` - The DB instance identifier for the encrypted DB instance to be replicated. This identifier must be in the Amazon Resource Name (ARN) format for the source AWS Region. For example, if you are creating an encrypted read replica from a DB instance in the us-west-2 AWS Region, then your `SourceDBInstanceIdentifier` looks like the following example: `arn:aws:rds:us-west-2:123456789012:instance:mysql-instance1-20161115`.

To learn how to generate a Signature Version 4 signed request, see [Authenticating Requests: Using Query Parameters \(AWS Signature Version 4\)](#) and [Signature Version 4 Signing Process](#).

 **Note**

If you are using an AWS SDK tool or the AWS CLI, you can specify `SourceRegion` (or `--source-region` for the AWS CLI) instead of specifying `PreSignedUrl` manually. Specifying `SourceRegion` autogenerates a presigned URL that is a valid request for the operation that can run in the source AWS Region.

`SourceRegion` isn't supported for SQL Server, because Amazon RDS for SQL Server doesn't support cross-Region read replicas.

This setting doesn't apply to RDS Custom DB instances.

Type: String

Required: No

### **ProcessorFeatures.ProcessorFeature.N**

The number of CPU cores and the number of threads per core for the DB instance class of the DB instance.

This setting doesn't apply to RDS Custom DB instances.

Type: Array of [ProcessorFeature](#) objects

Required: No

### **PubliclyAccessible**

Specifies whether the DB instance is publicly accessible.

When the DB cluster is publicly accessible, its Domain Name System (DNS) endpoint resolves to the private IP address from within the DB cluster's virtual private cloud (VPC). It resolves to the public IP address from outside of the DB cluster's VPC. Access to the DB cluster is ultimately controlled by the security group it uses. That public access isn't permitted if the security group assigned to the DB cluster doesn't permit it.

When the DB instance isn't publicly accessible, it is an internal DB instance with a DNS name that resolves to a private IP address.

For more information, see [CreateDBInstance](#).

Type: Boolean

Required: No

## ReplicaMode

The open mode of the replica database: mounted or read-only.

### Note

This parameter is only supported for Oracle DB instances.

Mounted DB replicas are included in Oracle Database Enterprise Edition. The main use case for mounted replicas is cross-Region disaster recovery. The primary database doesn't use Active Data Guard to transmit information to the mounted replica. Because it doesn't accept user connections, a mounted replica can't serve a read-only workload.

You can create a combination of mounted and read-only DB replicas for the same primary DB instance. For more information, see [Working with Oracle Read Replicas for Amazon RDS](#) in the *Amazon RDS User Guide*.

For RDS Custom, you must specify this parameter and set it to mounted. The value won't be set by default. After replica creation, you can manage the open mode manually.

Type: String

Valid Values: `open-read-only` | `mounted`

Required: No

## SourceDBClusterIdentifier

The identifier of the Multi-AZ DB cluster that will act as the source for the read replica. Each DB cluster can have up to 15 read replicas.

Constraints:

- Must be the identifier of an existing Multi-AZ DB cluster.
- Can't be specified if the `SourceDBInstanceIdentifier` parameter is also specified.
- The specified DB cluster must have automatic backups enabled, that is, its backup retention period must be greater than 0.
- The source DB cluster must be in the same AWS Region as the read replica. Cross-Region replication isn't supported.

Type: String

Required: No

## SourceDBInstanceIdentifier

The identifier of the DB instance that will act as the source for the read replica. Each DB instance can have up to 15 read replicas, with the exception of Oracle and SQL Server, which can have up to five.

Constraints:

- Must be the identifier of an existing Db2, MariaDB, MySQL, Oracle, PostgreSQL, or SQL Server DB instance.
- Can't be specified if the `SourceDBClusterIdentifier` parameter is also specified.
- For the limitations of Oracle read replicas, see [Version and licensing considerations for RDS for Oracle replicas](#) in the *Amazon RDS User Guide*.
- For the limitations of SQL Server read replicas, see [Read replica limitations with SQL Server](#) in the *Amazon RDS User Guide*.
- The specified DB instance must have automatic backups enabled, that is, its backup retention period must be greater than 0.
- If the source DB instance is in the same AWS Region as the read replica, specify a valid DB instance identifier.
- If the source DB instance is in a different AWS Region from the read replica, specify a valid DB instance ARN. For more information, see [Constructing an ARN for Amazon RDS](#) in the *Amazon*



*RDS User Guide*. This doesn't apply to SQL Server or RDS Custom, which don't support cross-Region replicas.

Type: String

Required: No

### **StorageThroughput**

Specifies the storage throughput value for the read replica.

This setting doesn't apply to RDS Custom or Amazon Aurora DB instances.

Type: Integer

Required: No

### **StorageType**

The storage type to associate with the read replica.

If you specify `io1`, `io2`, or `gp3`, you must also include a value for the `Iops` parameter.

Valid Values: `gp2` | `gp3` | `io1` | `io2` | `standard`

Default: `io1` if the `Iops` parameter is specified. Otherwise, `gp2`.

Type: String

Required: No

### **Tags.Tag.N**

A list of tags. For more information, see [Tagging Amazon RDS Resources](#) in the *Amazon RDS User Guide*.

Type: Array of [Tag](#) objects

Required: No

### **UpgradeStorageConfig**

Whether to upgrade the storage file system configuration on the read replica. This option migrates the read replica from the old storage file system layout to the preferred layout.

Type: Boolean

Required: No

### **UseDefaultProcessorFeatures**

Specifies whether the DB instance class of the DB instance uses its default processor features.

This setting doesn't apply to RDS Custom DB instances.

Type: Boolean

Required: No

### **VpcSecurityGroupIds.VpcSecurityGroupId.N**

A list of Amazon EC2 VPC security groups to associate with the read replica.

This setting doesn't apply to RDS Custom DB instances.

Default: The default EC2 VPC security group for the DB subnet group's VPC.

Type: Array of strings

Required: No

## **Response Elements**

The following element is returned by the service.

### **DBInstance**

Contains the details of an Amazon RDS DB instance.

This data type is used as a response element in the operations `CreateDBInstance`, `CreateDBInstanceReadReplica`, `DeleteDBInstance`, `DescribeDBInstances`, `ModifyDBInstance`, `PromoteReadReplica`, `RebootDBInstance`, `RestoreDBInstanceFromDBSnapshot`, `RestoreDBInstanceFromS3`, `RestoreDBInstanceToPointInTime`, `StartDBInstance`, and `StopDBInstance`.

Type: [DBInstance](#) object

## **Errors**

For information about the errors that are common to all actions, see [Common Errors](#).

**CertificateNotFound**

`CertificateIdentifier` doesn't refer to an existing certificate.

HTTP Status Code: 404

**DBClusterNotFoundFault**

`DBClusterIdentifier` doesn't refer to an existing DB cluster.

HTTP Status Code: 404

**DBInstanceAlreadyExists**

The user already has a DB instance with the given identifier.

HTTP Status Code: 400

**DBInstanceNotFound**

`DBInstanceIdentifier` doesn't refer to an existing DB instance.

HTTP Status Code: 404

**DBParameterGroupNotFound**

`DBParameterGroupName` doesn't refer to an existing DB parameter group.

HTTP Status Code: 404

**DBSecurityGroupNotFound**

`DBSecurityGroupName` doesn't refer to an existing DB security group.

HTTP Status Code: 404

**DBSubnetGroupDoesNotCoverEnoughAZs**

Subnets in the DB subnet group should cover at least two Availability Zones unless there is only one Availability Zone.

HTTP Status Code: 400

**DBSubnetGroupNotAllowedFault**

The `DBSubnetGroup` shouldn't be specified while creating read replicas that lie in the same region as the source instance.

HTTP Status Code: 400

### **DBSubnetGroupNotFoundFault**

DBSubnetGroupName doesn't refer to an existing DB subnet group.

HTTP Status Code: 404

### **DomainNotFoundFault**

Domain doesn't refer to an existing Active Directory domain.

HTTP Status Code: 404

### **InstanceQuotaExceeded**

The request would result in the user exceeding the allowed number of DB instances.

HTTP Status Code: 400

### **InsufficientDBInstanceCapacity**

The specified DB instance class isn't available in the specified Availability Zone.

HTTP Status Code: 400

### **InvalidDBClusterStateFault**

The requested operation can't be performed while the cluster is in this state.

HTTP Status Code: 400

### **InvalidDBInstanceState**

The DB instance isn't in a valid state.

HTTP Status Code: 400

### **InvalidDBSubnetGroupFault**

The DBSubnetGroup doesn't belong to the same VPC as that of an existing cross-region read replica of the same source instance.

HTTP Status Code: 400

### **InvalidSubnet**

The requested subnet is invalid, or multiple subnets were requested that are not all in a common VPC.

HTTP Status Code: 400

### **InvalidVPCNetworkStateFault**

The DB subnet group doesn't cover all Availability Zones after it's created because of users' change.

HTTP Status Code: 400

### **KMSKeyNotAccessibleFault**

An error occurred accessing an AWS KMS key.

HTTP Status Code: 400

### **NetworkTypeNotSupported**

The network type is invalid for the DB instance. Valid network type values are IPV4 and DUAL.

HTTP Status Code: 400

### **OptionGroupNotFoundFault**

The specified option group could not be found.

HTTP Status Code: 404

### **ProvisionedIopsNotAvailableInAZFault**

Provisioned IOPS not available in the specified Availability Zone.

HTTP Status Code: 400

### **StorageQuotaExceeded**

The request would result in the user exceeding the allowed amount of storage available across all DB instances.

HTTP Status Code: 400

### **StorageTypeNotSupported**

The specified StorageType can't be associated with the DB instance.

HTTP Status Code: 400

### **TenantDatabaseQuotaExceeded**

You attempted to create more tenant databases than are permitted in your AWS account.

HTTP Status Code: 400

## Examples

### Example

This example illustrates one usage of `CreateDBInstanceReadReplica`.

### Sample Request

```
https://rds.us-east-1.amazonaws.com/  
  ?Action=CreateDBInstanceReadReplica  
  &DBInstanceIdentifier=mysqlldb-rr  
  &SignatureMethod=HmacSHA256  
  &SignatureVersion=4  
  &SourceDBInstanceIdentifier=mysqlldb  
  &Version=2014-10-31  
  &X-Amz-Algorithm=AWS4-HMAC-SHA256  
  &X-Amz-Credential=AKIADQKE4SARGYLE/20140425/us-east-1/rds/aws4_request  
  &X-Amz-Date=20140425T170525Z  
  &X-Amz-SignedHeaders=content-type;host;user-agent;x-amz-content-sha256;x-amz-date  
  &X-Amz-Signature=a5bc7bb9648272e9967c76fc582b308d3ee37d6c4f7a4eb62c2d885ec595c373
```

### Sample Response

```
<CreateDBInstanceReadReplicaResponse xmlns="http://rds.amazonaws.com/doc/2014-10-31/">  
  <CreateDBInstanceReadReplicaResult>  
    <DBInstance>  
      <BackupRetentionPeriod>0</BackupRetentionPeriod>  
      <MultiAZ>>false</MultiAZ>  
      <DBInstanceStatus>creating</DBInstanceStatus>  
      <VpcSecurityGroups/>  
      <DBInstanceIdentifier>mysqlldb-rr</DBInstanceIdentifier>  
      <PreferredBackupWindow>08:14-08:44</PreferredBackupWindow>  
      <PreferredMaintenanceWindow>fri:04:50-fri:05:20</PreferredMaintenanceWindow>  
      <ReadReplicaDBInstanceIdentifiers/>  
      <Engine>mysql</Engine>  
      <PendingModifiedValues/>  
      <LicenseModel>general-public-license</LicenseModel>  
      <EngineVersion>5.6.13</EngineVersion>
```

```
<DBParameterGroups>
  <DBParameterGroup>
    <ParameterApplyStatus>in-sync</ParameterApplyStatus>
    <DBParameterGroupName>default.mysql5.6</DBParameterGroupName>
  </DBParameterGroup>
</DBParameterGroups>
<ReadReplicaSourceDBInstanceIdentifier>mysqlldb</
ReadReplicaSourceDBInstanceIdentifier>
<OptionGroupMemberships>
  <OptionGroupMembership>
    <OptionGroupName>default:mysql-5-6</OptionGroupName>
    <Status>pending-apply</Status>
  </OptionGroupMembership>
</OptionGroupMemberships>
<PubliclyAccessible>true</PubliclyAccessible>
<DBSecurityGroups>
  <DBSecurityGroup>
    <Status>active</Status>
    <DBSecurityGroupName>default</DBSecurityGroupName>
  </DBSecurityGroup>
</DBSecurityGroups>
<DBName>mysqlldb</DBName>
<AutoMinorVersionUpgrade>true</AutoMinorVersionUpgrade>
<AllocatedStorage>100</AllocatedStorage>
<MasterUsername>myawsuser</MasterUsername>
<DBInstanceClass>db.m1.medium</DBInstanceClass>
</DBInstance>
</CreateDBInstanceReadReplicaResult>
<ResponseMetadata>
  <RequestId>ba8dedf0-bb9a-11d3-855b-576787000e19</RequestId>
</ResponseMetadata>
</CreateDBInstanceReadReplicaResponse>
```

## See Also

For more information about using this API in one of the language-specific AWS SDKs, see the following:

- [AWS Command Line Interface](#)
- [AWS SDK for .NET](#)
- [AWS SDK for C++](#)
- [AWS SDK for Go v2](#)

- [AWS SDK for Java V2](#)
- [AWS SDK for JavaScript V3](#)
- [AWS SDK for PHP V3](#)
- [AWS SDK for Python](#)
- [AWS SDK for Ruby V3](#)



# CreateDBParameterGroup

Creates a new DB parameter group.

A DB parameter group is initially created with the default parameters for the database engine used by the DB instance. To provide custom values for any of the parameters, you must modify the group after creating it using `ModifyDBParameterGroup`. Once you've created a DB parameter group, you need to associate it with your DB instance using `ModifyDBInstance`. When you associate a new DB parameter group with a running DB instance, you need to reboot the DB instance without failover for the new DB parameter group and associated settings to take effect.

This command doesn't apply to RDS Custom.

## Important

After you create a DB parameter group, you should wait at least 5 minutes before creating your first DB instance that uses that DB parameter group as the default parameter group. This allows Amazon RDS to fully complete the create action before the parameter group is used as the default for a new DB instance. This is especially important for parameters that are critical when creating the default database for a DB instance, such as the character set for the default database defined by the `character_set_database` parameter. You can use the *Parameter Groups* option of the [Amazon RDS console](#) or the `DescribeDBParameters` command to verify that your DB parameter group has been created or modified.

## Request Parameters

For information about the parameters that are common to all actions, see [Common Parameters](#).

### DBParameterGroupFamily


The DB parameter group family name. A DB parameter group can be associated with one and only one DB parameter group family, and can be applied only to a DB instance running a database engine and engine version compatible with that DB parameter group family.

To list all of the available parameter group families for a DB engine, use the following command:

```
aws rds describe-db-engine-versions --query
"DBEngineVersions[].DBParameterGroupFamily" --engine <engine>
```

For example, to list all of the available parameter group families for the MySQL DB engine, use the following command:

```
aws rds describe-db-engine-versions --query
"DBEngineVersions[].DBParameterGroupFamily" --engine mysql
```

 **Note**

The output contains duplicates.

The following are the valid DB engine values:

- aurora-mysql
- aurora-postgresql
- db2-ae
- db2-se
- mysql
- oracle-ee
- oracle-ee-cdb
- oracle-se2
- oracle-se2-cdb
- postgres
- sqlserver-ee
- sqlserver-se
- sqlserver-ex
- sqlserver-web

Type: String

Required: Yes


### **DBParameterGroupName**

The name of the DB parameter group.

Constraints:

- Must be 1 to 255 letters, numbers, or hyphens.

- First character must be a letter
- Can't end with a hyphen or contain two consecutive hyphens

 **Note**

This value is stored as a lowercase string.

Type: String

Required: Yes

### Description

The description for the DB parameter group.

Type: String

Required: Yes

### Tags.Tag.N

Tags to assign to the DB parameter group.

Type: Array of [Tag](#) objects

Required: No

## Response Elements

The following element is returned by the service.

### DBParameterGroup

Contains the details of an Amazon RDS DB parameter group.

This data type is used as a response element in the `DescribeDBParameterGroups` action.

Type: [DBParameterGroup](#) object

## Errors

For information about the errors that are common to all actions, see [Common Errors](#).

## DBParameterGroupAlreadyExists

A DB parameter group with the same name exists.

HTTP Status Code: 400

## DBParameterGroupQuotaExceeded

The request would result in the user exceeding the allowed number of DB parameter groups.

HTTP Status Code: 400

## Examples

### Example

This example illustrates one usage of `CreateDBParameterGroup`.

### Sample Request

```
https://rds.us-east-1.amazonaws.com/  
  ?Action=CreateDBParameterGroup  
  &DBParameterGroupFamily=MySQL5.1  
  &DBParameterGroupName=mydbparamgroup3  
  &Description=My%20new%20DB%20Parameter%20Group  
  &SignatureMethod=HmacSHA256  
  &SignatureVersion=4  
  &Version=2014-10-31  
  &X-Amz-Algorithm=AWS4-HMAC-SHA256  
  &X-Amz-Credential=AKIADQKE4SARGYLE/20140423/us-east-1/rds/aws4_request  
  &X-Amz-Date=20140423T201938Z  
  &X-Amz-SignedHeaders=content-type;host;user-agent;x-amz-content-sha256;x-amz-date  
  &X-Amz-Signature=e9e5e723f627e872e8bccdc6ccc60bdfcf4a32ae6758ef0a3717ffae49097ae
```

### Sample Response

```
<CreateDBParameterGroupResponse xmlns="http://rds.amazonaws.com/doc/2014-10-31/">  
  <CreateDBParameterGroupResult>  
    <DBParameterGroup>  
      <DBParameterGroupFamily>mysql5.1</DBParameterGroupFamily>
```

```
<Description>My new DB Parameter Group</Description>
  <DBParameterGroupName>mydbparamgroup3</DBParameterGroupName>
</DBParameterGroup>
</CreateDBParameterGroupResult>
<ResponseMetadata>
  <RequestId>7805c127-af22-11c3-96ac-6999cc5f7e72</RequestId>
</ResponseMetadata>
</CreateDBParameterGroupResponse>
```

## See Also

For more information about using this API in one of the language-specific AWS SDKs, see the following:

- [AWS Command Line Interface](#)
- [AWS SDK for .NET](#)
- [AWS SDK for C++](#)
- [AWS SDK for Go v2](#)
- [AWS SDK for Java V2](#)
- [AWS SDK for JavaScript V3](#)
- [AWS SDK for PHP V3](#)
- [AWS SDK for Python](#)
- [AWS SDK for Ruby V3](#)

# CreateDBProxy

Creates a new DB proxy.

## Request Parameters

For information about the parameters that are common to all actions, see [Common Parameters](#).

### Auth.member.N

The authorization mechanism that the proxy uses.

Type: Array of [UserAuthConfig](#) objects

Required: Yes

### DBProxyName

The identifier for the proxy. This name must be unique for all proxies owned by your AWS account in the specified AWS Region. An identifier must begin with a letter and must contain only ASCII letters, digits, and hyphens; it can't end with a hyphen or contain two consecutive hyphens.

Type: String

Required: Yes

### EngineFamily

The kinds of databases that the proxy can connect to. This value determines which database network protocol the proxy recognizes when it interprets network traffic to and from the database. For Aurora MySQL, RDS for MariaDB, and RDS for MySQL databases, specify `MYSQL`. For Aurora PostgreSQL and RDS for PostgreSQL databases, specify `POSTGRESQL`. For RDS for Microsoft SQL Server, specify `SQLSERVER`.

Type: String

Valid Values: `MYSQL` | `POSTGRESQL` | `SQLSERVER`

Required: Yes

### RoleArn

The Amazon Resource Name (ARN) of the IAM role that the proxy uses to access secrets in AWS Secrets Manager.

Type: String

Required: Yes

### **VpcSubnetIds.member.N**

One or more VPC subnet IDs to associate with the new proxy.

Type: Array of strings

Required: Yes

### **DebugLogging**

Specifies whether the proxy includes detailed information about SQL statements in its logs. This information helps you to debug issues involving SQL behavior or the performance and scalability of the proxy connections. The debug information includes the text of SQL statements that you submit through the proxy. Thus, only enable this setting when needed for debugging, and only when you have security measures in place to safeguard any sensitive information that appears in the logs.

Type: Boolean

Required: No

### **IdleClientTimeout**

The number of seconds that a connection to the proxy can be inactive before the proxy disconnects it. You can set this value higher or lower than the connection timeout limit for the associated database.

Type: Integer

Required: No

### **RequireTLS**

Specifies whether Transport Layer Security (TLS) encryption is required for connections to the proxy. By enabling this setting, you can enforce encrypted TLS connections to the proxy.

Type: Boolean

Required: No

## Tags.Tag.N

An optional set of key-value pairs to associate arbitrary data of your choosing with the proxy.

Type: Array of [Tag](#) objects

Required: No

## VpcSecurityGroupIds.member.N

One or more VPC security group IDs to associate with the new proxy.

Type: Array of strings

Required: No

## Response Elements

The following element is returned by the service.

### DBProxy

The DBProxy structure corresponding to the new proxy.

Type: [DBProxy](#) object

## Errors

For information about the errors that are common to all actions, see [Common Errors](#).

### DBProxyAlreadyExistsFault

The specified proxy name must be unique for all proxies owned by your AWS account in the specified AWS Region.

HTTP Status Code: 400

### DBProxyQuotaExceededFault

Your AWS account already has the maximum number of proxies in the specified AWS Region.

HTTP Status Code: 400



## InvalidSubnet

The requested subnet is invalid, or multiple subnets were requested that are not all in a common VPC.

HTTP Status Code: 400

## See Also

For more information about using this API in one of the language-specific AWS SDKs, see the following:

- [AWS Command Line Interface](#)
- [AWS SDK for .NET](#)
- [AWS SDK for C++](#)
- [AWS SDK for Go v2](#)
- [AWS SDK for Java V2](#)
- [AWS SDK for JavaScript V3](#)
- [AWS SDK for PHP V3](#)
- [AWS SDK for Python](#)
- [AWS SDK for Ruby V3](#)

# CreateDBProxyEndpoint

Creates a DBProxyEndpoint. Only applies to proxies that are associated with Aurora DB clusters. You can use DB proxy endpoints to specify read/write or read-only access to the DB cluster. You can also use DB proxy endpoints to access a DB proxy through a different VPC than the proxy's default VPC.

## Request Parameters

For information about the parameters that are common to all actions, see [Common Parameters](#).

### DBProxyEndpointName

The name of the DB proxy endpoint to create.

Type: String

Length Constraints: Minimum length of 1. Maximum length of 63.

Pattern: `[a-zA-Z][a-zA-Z0-9]*(-[a-zA-Z0-9]+)*`

Required: Yes

### DBProxyName

The name of the DB proxy associated with the DB proxy endpoint that you create.

Type: String

Length Constraints: Minimum length of 1. Maximum length of 63.

Pattern: `[a-zA-Z][a-zA-Z0-9]*(-[a-zA-Z0-9]+)*`

Required: Yes

### VpcSubnetIds.member.N

The VPC subnet IDs for the DB proxy endpoint that you create. You can specify a different set of subnet IDs than for the original DB proxy.

Type: Array of strings

Required: Yes

## Tags.Tag.N

A list of tags. For more information, see [Tagging Amazon RDS Resources](#) in the *Amazon RDS User Guide*.

Type: Array of [Tag](#) objects

Required: No

## TargetRole

The role of the DB proxy endpoint. The role determines whether the endpoint can be used for read/write or only read operations. The default is READ\_WRITE. The only role that proxies for RDS for Microsoft SQL Server support is READ\_WRITE.

Type: String

Valid Values: READ\_WRITE | READ\_ONLY

Required: No

## VpcSecurityGroupIds.member.N

The VPC security group IDs for the DB proxy endpoint that you create. You can specify a different set of security group IDs than for the original DB proxy. The default is the default security group for the VPC.

Type: Array of strings

Required: No

## Response Elements

The following element is returned by the service.

### DBProxyEndpoint

The `DBProxyEndpoint` object that is created by the API operation. The DB proxy endpoint that you create might provide capabilities such as read/write or read-only operations, or using a different VPC than the proxy's default VPC.

Type: [DBProxyEndpoint](#) object

## Errors

For information about the errors that are common to all actions, see [Common Errors](#).

### **DBProxyEndpointAlreadyExistsFault**

The specified DB proxy endpoint name must be unique for all DB proxy endpoints owned by your AWS account in the specified AWS Region.

HTTP Status Code: 400

### **DBProxyEndpointQuotaExceededFault**

The DB proxy already has the maximum number of endpoints.

HTTP Status Code: 400

### **DBProxyNotFoundFault**

The specified proxy name doesn't correspond to a proxy owned by your AWS account in the specified AWS Region.

HTTP Status Code: 404

### **InvalidDBProxyStateFault**

The requested operation can't be performed while the proxy is in this state.

HTTP Status Code: 400

### **InvalidSubnet**

The requested subnet is invalid, or multiple subnets were requested that are not all in a common VPC.

HTTP Status Code: 400

## See Also

For more information about using this API in one of the language-specific AWS SDKs, see the following:

- [AWS Command Line Interface](#)
- [AWS SDK for .NET](#)

- [AWS SDK for C++](#)
- [AWS SDK for Go v2](#)
- [AWS SDK for Java V2](#)
- [AWS SDK for JavaScript V3](#)
- [AWS SDK for PHP V3](#)
- [AWS SDK for Python](#)
- [AWS SDK for Ruby V3](#)

# CreateDBSecurityGroup

Creates a new DB security group. DB security groups control access to a DB instance.

A DB security group controls access to EC2-Classic DB instances that are not in a VPC.

## Note

EC2-Classic was retired on August 15, 2022. If you haven't migrated from EC2-Classic to a VPC, we recommend that you migrate as soon as possible. For more information, see [Migrate from EC2-Classic to a VPC](#) in the *Amazon EC2 User Guide*, the blog [EC2-Classic Networking is Retiring – Here's How to Prepare](#), and [Moving a DB instance not in a VPC into a VPC](#) in the *Amazon RDS User Guide*.

## Request Parameters

For information about the parameters that are common to all actions, see [Common Parameters](#).

### DBSecurityGroupDescription

The description for the DB security group.

Type: String

Required: Yes

### DBSecurityGroupName

The name for the DB security group. This value is stored as a lowercase string.

Constraints:

- Must be 1 to 255 letters, numbers, or hyphens.
- First character must be a letter
- Can't end with a hyphen or contain two consecutive hyphens
- Must not be "Default"

Example: mysecuritygroup

Type: String

Required: Yes

### **Tags.Tag.N**

Tags to assign to the DB security group.

Type: Array of [Tag](#) objects

Required: No

## **Response Elements**

The following element is returned by the service.

### **DBSecurityGroup**

Contains the details for an Amazon RDS DB security group.

This data type is used as a response element in the `DescribeDBSecurityGroups` action.

Type: [DBSecurityGroup](#) object

## **Errors**

For information about the errors that are common to all actions, see [Common Errors](#).

### **DBSecurityGroupAlreadyExists**

A DB security group with the name specified in `DBSecurityGroupName` already exists.

HTTP Status Code: 400

### **DBSecurityGroupNotSupported**

A DB security group isn't allowed for this action.

HTTP Status Code: 400

### **QuotaExceeded.DBSecurityGroup**

The request would result in the user exceeding the allowed number of DB security groups.

HTTP Status Code: 400

## Examples

### Example

This example illustrates one usage of `CreateDBSecurityGroup`.

### Sample Request

```
https://rds.us-east-1.amazonaws.com/
  ?Action=CreateDBSecurityGroup
  &DBSecurityGroupDescription=My%20new%20DB%20Security%20Group
  &DBSecurityGroupName=mydbsecuritygroup00
  &SignatureMethod=HmacSHA256
  &SignatureVersion=4
  &Version=2014-10-31
  &X-Amz-Algorithm=AWS4-HMAC-SHA256
  &X-Amz-Credential=AKIADQKE4SARGYLE/20140424/us-east-1/rds/aws4_request
  &X-Amz-Date=20140424T190716Z
  &X-Amz-SignedHeaders=content-type;host;user-agent;x-amz-content-sha256;x-amz-date
  &X-Amz-Signature=c2f180a3f0f5d73b47f9c229937a78f3569bf14392db8093d9b2e6785609ab45
```

### Sample Response

```
<CreateDBSecurityGroupResponse xmlns="http://rds.amazonaws.com/doc/2014-10-31/">
  <CreateDBSecurityGroupResult>
    <DBSecurityGroup>
      <EC2SecurityGroups/>
      <DBSecurityGroupDescription>My new DB Security Group</DBSecurityGroupDescription>
      <IPRanges/>
      <OwnerId>803#####</OwnerId>
      <DBSecurityGroupName>mydbsecuritygroup00</DBSecurityGroupName>
    </DBSecurityGroup>
  </CreateDBSecurityGroupResult>
  <ResponseMetadata>
    <RequestId>e68ef6fa-afc1-11c3-845a-476777009d19</RequestId>
  </ResponseMetadata>
</CreateDBSecurityGroupResponse>
```



## See Also

For more information about using this API in one of the language-specific AWS SDKs, see the following:

- [AWS Command Line Interface](#)
- [AWS SDK for .NET](#)
- [AWS SDK for C++](#)
- [AWS SDK for Go v2](#)
- [AWS SDK for Java V2](#)
- [AWS SDK for JavaScript V3](#)
- [AWS SDK for PHP V3](#)
- [AWS SDK for Python](#)
- [AWS SDK for Ruby V3](#)

# CreateDBShardGroup

Creates a new DB shard group for Aurora Limitless Database. You must enable Aurora Limitless Database to create a DB shard group.

Valid for: Aurora DB clusters only

## Request Parameters

For information about the parameters that are common to all actions, see [Common Parameters](#).

### DBClusterIdentifier

The name of the primary DB cluster for the DB shard group.

Type: String

Required: Yes

### DBShardGroupIdentifier

The name of the DB shard group.

Type: String

Required: Yes

### MaxACU

The maximum capacity of the DB shard group in Aurora capacity units (ACUs).

Type: Double

Required: Yes

### ComputeRedundancy

Specifies whether to create standby instances for the DB shard group. Valid values are the following:

- 0 - Creates a single, primary DB instance for each physical shard. This is the default value, and the only one supported for the preview.
- 1 - Creates a primary DB instance and a standby instance in a different Availability Zone (AZ) for each physical shard.

- 2 - Creates a primary DB instance and two standby instances in different AZs for each physical shard.

Type: Integer

Required: No

## **PubliclyAccessible**

Specifies whether the DB shard group is publicly accessible.

When the DB shard group is publicly accessible, its Domain Name System (DNS) endpoint resolves to the private IP address from within the DB shard group's virtual private cloud (VPC). It resolves to the public IP address from outside of the DB shard group's VPC. Access to the DB shard group is ultimately controlled by the security group it uses. That public access is not permitted if the security group assigned to the DB shard group doesn't permit it.

When the DB shard group isn't publicly accessible, it is an internal DB shard group with a DNS name that resolves to a private IP address.

Default: The default behavior varies depending on whether `DBSubnetGroupName` is specified.

If `DBSubnetGroupName` isn't specified, and `PubliclyAccessible` isn't specified, the following applies:

- If the default VPC in the target Region doesn't have an internet gateway attached to it, the DB shard group is private.
- If the default VPC in the target Region has an internet gateway attached to it, the DB shard group is public.

If `DBSubnetGroupName` is specified, and `PubliclyAccessible` isn't specified, the following applies:

- If the subnets are part of a VPC that doesn't have an internet gateway attached to it, the DB shard group is private.
- If the subnets are part of a VPC that has an internet gateway attached to it, the DB shard group is public.

Type: Boolean

Required: No

## Response Elements

The following elements are returned by the service.

### ComputeRedundancy

Specifies whether to create standby instances for the DB shard group. Valid values are the following:

- 0 - Creates a single, primary DB instance for each physical shard. This is the default value, and the only one supported for the preview.
- 1 - Creates a primary DB instance and a standby instance in a different Availability Zone (AZ) for each physical shard.
- 2 - Creates a primary DB instance and two standby instances in different AZs for each physical shard.

Type: Integer

### DBClusterIdentifier

The name of the primary DB cluster for the DB shard group.

Type: String

### DBShardGroupIdentifier

The name of the DB shard group.

Type: String

Length Constraints: Minimum length of 1. Maximum length of 63.

Pattern: `[a-zA-Z][a-zA-Z0-9]*(-[a-zA-Z0-9]+)*`

### DBShardGroupResourceId

The AWS Region-unique, immutable identifier for the DB shard group.

Type: String

### Endpoint

The connection endpoint for the DB shard group.

Type: String

## MaxACU

The maximum capacity of the DB shard group in Aurora capacity units (ACUs).

Type: Double

## PubliclyAccessible

Indicates whether the DB shard group is publicly accessible.

When the DB shard group is publicly accessible, its Domain Name System (DNS) endpoint resolves to the private IP address from within the DB shard group's virtual private cloud (VPC). It resolves to the public IP address from outside of the DB shard group's VPC. Access to the DB shard group is ultimately controlled by the security group it uses. That public access isn't permitted if the security group assigned to the DB shard group doesn't permit it.

When the DB shard group isn't publicly accessible, it is an internal DB shard group with a DNS name that resolves to a private IP address.

For more information, see [CreateDBShardGroup](#).

This setting is only for Aurora Limitless Database.

Type: Boolean

## Status

The status of the DB shard group.

Type: String

## Errors

For information about the errors that are common to all actions, see [Common Errors](#).

### DBClusterNotFoundFault

`DBClusterIdentifier` doesn't refer to an existing DB cluster.

HTTP Status Code: 404

### DBShardGroupAlreadyExists

The specified DB shard group name must be unique in your AWS account in the specified AWS Region.

HTTP Status Code: 400

### **InvalidDBClusterStateFault**

The requested operation can't be performed while the cluster is in this state.

HTTP Status Code: 400

### **InvalidMaxAcu**

The maximum capacity of the DB shard group must be 48-7168 Aurora capacity units (ACUs).

HTTP Status Code: 400

### **InvalidVPCNetworkStateFault**

The DB subnet group doesn't cover all Availability Zones after it's created because of users' change.

HTTP Status Code: 400

### **MaxDBShardGroupLimitReached**

The maximum number of DB shard groups for your AWS account in the specified AWS Region has been reached.

HTTP Status Code: 400

### **UnsupportedDBEngineVersion**

The specified DB engine version isn't supported for Aurora Limitless Database.

HTTP Status Code: 400

## **See Also**

For more information about using this API in one of the language-specific AWS SDKs, see the following:

- [AWS Command Line Interface](#)
- [AWS SDK for .NET](#)
- [AWS SDK for C++](#)
- [AWS SDK for Go v2](#)

- [AWS SDK for Java V2](#)
- [AWS SDK for JavaScript V3](#)
- [AWS SDK for PHP V3](#)
- [AWS SDK for Python](#)
- [AWS SDK for Ruby V3](#)

# CreateDBSnapshot

Creates a snapshot of a DB instance. The source DB instance must be in the `available` or `storage-optimization` state.

## Request Parameters

For information about the parameters that are common to all actions, see [Common Parameters](#).

### DBInstanceIdentifier

The identifier of the DB instance that you want to create the snapshot of.

Constraints:

- Must match the identifier of an existing DBInstance.

Type: String

Required: Yes

### DBSnapshotIdentifier

The identifier for the DB snapshot.

Constraints:

- Can't be null, empty, or blank
- Must contain from 1 to 255 letters, numbers, or hyphens
- First character must be a letter
- Can't end with a hyphen or contain two consecutive hyphens

Example: `my-snapshot-id`

Type: String

Required: Yes

### Tags.Tag.N

A list of tags. For more information, see [Tagging Amazon RDS Resources](#) in the *Amazon RDS User Guide*.



Type: Array of [Tag](#) objects

Required: No

## Response Elements

The following element is returned by the service.

### DBSnapshot

Contains the details of an Amazon RDS DB snapshot.

This data type is used as a response element in the `DescribeDBSnapshots` action.

Type: [DBSnapshot](#) object

## Errors

For information about the errors that are common to all actions, see [Common Errors](#).

### DBInstanceNotFound

`DBInstanceIdentifier` doesn't refer to an existing DB instance.

HTTP Status Code: 404

### DBSnapshotAlreadyExists

`DBSnapshotIdentifier` is already used by an existing snapshot.

HTTP Status Code: 400

### InvalidDBInstanceState

The DB instance isn't in a valid state.

HTTP Status Code: 400

### SnapshotQuotaExceeded

The request would result in the user exceeding the allowed number of DB snapshots.

HTTP Status Code: 400

## Examples

### Example

This example illustrates one usage of CreateDBSnapshot.

### Sample Request

```
https://rds.us-east-1.amazonaws.com/
?Action=CreateDBSnapshot
&DBInstanceIdentifier=mysqldb-02
&DBSnapshotIdentifier=mysqldb-snap-1
&SignatureMethod=HmacSHA256
&SignatureVersion=4
&Version=2014-10-31
&X-Amz-Algorithm=AWS4-HMAC-SHA256
&X-Amz-Credential=AKIADQKE4SARGYLE/20140423/us-east-1/rds/aws4_request
&X-Amz-Date=20140423T161105Z
&X-Amz-SignedHeaders=content-type;host;user-agent;x-amz-content-sha256;x-amz-date
&X-Amz-Signature=e9649af6edcfbab4016f04d72e1b7fc16d8734c37477afcf25b3def625484ed2
```

### Sample Response

```
<CreateDBSnapshotResponse xmlns="http://rds.amazonaws.com/doc/2014-10-31/">
  <CreateDBSnapshotResult>
    <DBSnapshot>
      <Port>3306</Port>
      <OptionGroupName>default:mysql-5-6</OptionGroupName>
      <Engine>mysql</Engine>
      <Status>creating</Status>
      <SnapshotType>manual</SnapshotType>
      <LicenseModel>general-public-license</LicenseModel>
      <EngineVersion>5.6.13</EngineVersion>
      <DBInstanceIdentifier>mysqldb-02</DBInstanceIdentifier>
      <DBSnapshotIdentifier>mysqldb-snap-1</DBSnapshotIdentifier>
      <AvailabilityZone>us-east-1a</AvailabilityZone>
      <InstanceCreateTime>2014-04-21T22:24:26.573Z</InstanceCreateTime>
      <PercentProgress>0</PercentProgress>
      <AllocatedStorage>100</AllocatedStorage>
      <MasterUsername>myawsuser</MasterUsername>
    </DBSnapshot>
  </CreateDBSnapshotResult>
</CreateDBSnapshotResponse>
```

```
</CreateDBSnapshotResult>
<ResponseMetadata>
  <RequestId>bd80a25a-af09-11c3-ed11-23c32f9aa7d3</RequestId>
</ResponseMetadata>
</CreateDBSnapshotResponse>
```

## See Also

For more information about using this API in one of the language-specific AWS SDKs, see the following:

- [AWS Command Line Interface](#)
- [AWS SDK for .NET](#)
- [AWS SDK for C++](#)
- [AWS SDK for Go v2](#)
- [AWS SDK for Java V2](#)
- [AWS SDK for JavaScript V3](#)
- [AWS SDK for PHP V3](#)
- [AWS SDK for Python](#)
- [AWS SDK for Ruby V3](#)

# CreateDBSubnetGroup

Creates a new DB subnet group. DB subnet groups must contain at least one subnet in at least two AZs in the AWS Region.

## Request Parameters

For information about the parameters that are common to all actions, see [Common Parameters](#).

### DBSubnetGroupDescription

The description for the DB subnet group.

Type: String

Required: Yes

### DBSubnetGroupName

The name for the DB subnet group. This value is stored as a lowercase string.

Constraints:

- Must contain no more than 255 letters, numbers, periods, underscores, spaces, or hyphens.
- Must not be default.
- First character must be a letter.

Example: mydbsubnetgroup

Type: String

Required: Yes

### SubnetIds.SubnetIdentifier.N

The EC2 Subnet IDs for the DB subnet group.

Type: Array of strings

Required: Yes

### Tags.Tag.N

Tags to assign to the DB subnet group.

Type: Array of [Tag](#) objects

Required: No

## Response Elements

The following element is returned by the service.

### **DBSubnetGroup**

Contains the details of an Amazon RDS DB subnet group.

This data type is used as a response element in the `DescribeDBSubnetGroups` action.

Type: [DBSubnetGroup](#) object

## Errors

For information about the errors that are common to all actions, see [Common Errors](#).

### **DBSubnetGroupAlreadyExists**

`DBSubnetGroupName` is already used by an existing DB subnet group.

HTTP Status Code: 400

### **DBSubnetGroupDoesNotCoverEnoughAZs**

Subnets in the DB subnet group should cover at least two Availability Zones unless there is only one Availability Zone.

HTTP Status Code: 400

### **DBSubnetGroupQuotaExceeded**

The request would result in the user exceeding the allowed number of DB subnet groups.

HTTP Status Code: 400

### **DBSubnetQuotaExceededFault**

The request would result in the user exceeding the allowed number of subnets in a DB subnet groups.

HTTP Status Code: 400

## InvalidSubnet

The requested subnet is invalid, or multiple subnets were requested that are not all in a common VPC.

HTTP Status Code: 400

## Examples

### Example

This example illustrates one usage of `CreateDBSubnetGroup`.

### Sample Request

```
https://rds.us-east-1.amazonaws.com/
?Action=CreateDBSubnetGroup
&DBSubnetGroupDescription=My%20new%20DB%20Subnet%20Group
&DBSubnetGroupName=myawsuser-dbsubnetgroup
&SignatureMethod=HmacSHA256
&SignatureVersion=4
&SubnetIds.member.1=subnet-e4d398a1
&SubnetIds.member.2=subnet-c2bdb6ba
&Version=2014-10-31
&X-Amz-Algorithm=AWS4-HMAC-SHA256
&X-Amz-Credential=AKIADQKE4SARGYLE/20140425/us-east-1/rds/aws4_request
&X-Amz-Date=20140425T173028Z
&X-Amz-SignedHeaders=content-type;host;user-agent;x-amz-content-sha256;x-amz-date
&X-Amz-Signature=f434cd02a766ea034637debf67996a743ca3e098efc9a5881c61e0c6859259d3
```

### Sample Response

```
<CreateDBSubnetGroupResponse xmlns="http://rds.amazonaws.com/doc/2014-10-31/">
  <CreateDBSubnetGroupResult>
    <DBSubnetGroup>
      <VpcId>vpc-33dc97ea</VpcId>
      <SubnetGroupStatus>Complete</SubnetGroupStatus>
      <DBSubnetGroupDescription>My new DB subnet group</DBSubnetGroupDescription>
      <DBSubnetGroupName>myawsuser-dbsubnetgroup</DBSubnetGroupName>
      <Subnets>
```

```
<Subnet>
  <SubnetStatus>Active</SubnetStatus>
  <SubnetIdentifier>subnet-e4d398a1</SubnetIdentifier>
  <SubnetAvailabilityZone>
    <Name>us-east-1b</Name>
    <ProvisionedIopsCapable>>false</ProvisionedIopsCapable>
  </SubnetAvailabilityZone>
</Subnet>
<Subnet>
  <SubnetStatus>Active</SubnetStatus>
  <SubnetIdentifier>subnet-c2bdb6ba</SubnetIdentifier>
  <SubnetAvailabilityZone>
    <Name>us-east-1c</Name>
    <ProvisionedIopsCapable>>false</ProvisionedIopsCapable>
  </SubnetAvailabilityZone>
</Subnet>
</Subnets>
</DBSubnetGroup>
</CreateDBSubnetGroupResult>
<ResponseMetadata>
  <RequestId>3a401b3f-bb9e-11d3-f4c6-37db295f7674</RequestId>
</ResponseMetadata>
</CreateDBSubnetGroupResponse>
```

## See Also

For more information about using this API in one of the language-specific AWS SDKs, see the following:

- [AWS Command Line Interface](#)
- [AWS SDK for .NET](#)
- [AWS SDK for C++](#)
- [AWS SDK for Go v2](#)
- [AWS SDK for Java V2](#)
- [AWS SDK for JavaScript V3](#)
- [AWS SDK for PHP V3](#)
- [AWS SDK for Python](#)
- [AWS SDK for Ruby V3](#)

# CreateEventSubscription

Creates an RDS event notification subscription. This operation requires a topic Amazon Resource Name (ARN) created by either the RDS console, the SNS console, or the SNS API. To obtain an ARN with SNS, you must create a topic in Amazon SNS and subscribe to the topic. The ARN is displayed in the SNS console.

You can specify the type of source (`SourceType`) that you want to be notified of and provide a list of RDS sources (`SourceIds`) that triggers the events. You can also provide a list of event categories (`EventCategories`) for events that you want to be notified of. For example, you can specify `SourceType = db-instance`, `SourceIds = mydbinstance1, mydbinstance2` and `EventCategories = Availability, Backup`.

If you specify both the `SourceType` and `SourceIds`, such as `SourceType = db-instance` and `SourceIds = myDBInstance1`, you are notified of all the `db-instance` events for the specified source. If you specify a `SourceType` but do not specify `SourceIds`, you receive notice of the events for that source type for all your RDS sources. If you don't specify either the `SourceType` or the `SourceIds`, you are notified of events generated from all RDS sources belonging to your customer account.

For more information about subscribing to an event for RDS DB engines, see [Subscribing to Amazon RDS event notification](#) in the *Amazon RDS User Guide*.

For more information about subscribing to an event for Aurora DB engines, see [Subscribing to Amazon RDS event notification](#) in the *Amazon Aurora User Guide*.

## Request Parameters

For information about the parameters that are common to all actions, see [Common Parameters](#).

### SnsTopicArn

The Amazon Resource Name (ARN) of the SNS topic created for event notification. SNS automatically creates the ARN when you create a topic and subscribe to it.



**Note**

RDS doesn't support FIFO (first in, first out) topics. For more information, see [Message ordering and deduplication \(FIFO topics\)](#) in the *Amazon Simple Notification Service Developer Guide*.

Type: String

Required: Yes

**SubscriptionName**

The name of the subscription.

Constraints: The name must be less than 255 characters.

Type: String

Required: Yes

**Enabled**

Specifies whether to activate the subscription. If the event notification subscription isn't activated, the subscription is created but not active.

Type: Boolean

Required: No

**EventCategories.EventCategory.N**

A list of event categories for a particular source type (SourceType) that you want to subscribe to. You can see a list of the categories for a given source type in the "Amazon RDS event categories and event messages" section of the [Amazon RDS User Guide](#) or the [Amazon Aurora User Guide](#). You can also see this list by using the DescribeEventCategories operation.

Type: Array of strings

Required: No

**SourceIds.SourceId.N**

The list of identifiers of the event sources for which events are returned. If not specified, then all sources are included in the response. An identifier must begin with a letter and must contain

only ASCII letters, digits, and hyphens. It can't end with a hyphen or contain two consecutive hyphens.

Constraints:

- If `SourceIds` are supplied, `SourceType` must also be provided.
- If the source type is a DB instance, a `DBInstanceIdentifier` value must be supplied.
- If the source type is a DB cluster, a `DBClusterIdentifier` value must be supplied.
- If the source type is a DB parameter group, a `DBParameterGroupName` value must be supplied.
- If the source type is a DB security group, a `DBSecurityGroupName` value must be supplied.
- If the source type is a DB snapshot, a `DBSnapshotIdentifier` value must be supplied.
- If the source type is a DB cluster snapshot, a `DBClusterSnapshotIdentifier` value must be supplied.
- If the source type is an RDS Proxy, a `DBProxyName` value must be supplied.

Type: Array of strings

Required: No

### SourceType

The type of source that is generating the events. For example, if you want to be notified of events generated by a DB instance, you set this parameter to `db-instance`. For RDS Proxy events, specify `db-proxy`. If this value isn't specified, all events are returned.

Valid Values: `db-instance` | `db-cluster` | `db-parameter-group` | `db-security-group` | `db-snapshot` | `db-cluster-snapshot` | `db-proxy` | `zero-etl` | `custom-engine-version` | `blue-green-deployment`

Type: String

Required: No

### Tags.Tag.N

A list of tags. For more information, see [Tagging Amazon RDS Resources](#) in the *Amazon RDS User Guide*.

Type: Array of [Tag](#) objects

Required: No

## Response Elements

The following element is returned by the service.

### EventSubscription

Contains the results of a successful invocation of the DescribeEventSubscriptions action.

Type: [EventSubscription](#) object

## Errors

For information about the errors that are common to all actions, see [Common Errors](#).

### EventSubscriptionQuotaExceeded

You have reached the maximum number of event subscriptions.

HTTP Status Code: 400

### SNSInvalidTopic

SNS has responded that there is a problem with the SNS topic specified.

HTTP Status Code: 400

### SNSNoAuthorization

You do not have permission to publish to the SNS topic ARN.

HTTP Status Code: 400

### SNSTopicArnNotFound

The SNS topic ARN does not exist.

HTTP Status Code: 404

### SourceNotFound

The requested source could not be found.

HTTP Status Code: 404

## SubscriptionAlreadyExist

The supplied subscription name already exists.

HTTP Status Code: 400

## SubscriptionCategoryNotFound

The supplied category does not exist.

HTTP Status Code: 404

## Examples

### Example

This example illustrates one usage of CreateEventSubscription.

### Sample Request

```
https://rds.us-east-1.amazonaws.com/  
  ?Action=CreateEventSubscription  
  &Enabled=true  
  &EventCategories.member.1=failure  
  &EventCategories.member.2=configuration%20change  
  &SignatureMethod=HmacSHA256  
  &SignatureVersion=4  
  &SnsTopicArn=arn%3Aaws%3Asns%3Aus-east-1%3A802#####%3Amytopic  
  &SourceType=db-security-group  
  &SubscriptionName=myawsuser-secgrp  
  &Version=2014-10-31  
  &X-Amz-Algorithm=AWS4-HMAC-SHA256  
  &X-Amz-Credential=AKIADQKE4SARGYLE/20140425/us-east-1/rds/aws4_request  
  &X-Amz-Date=20140425T214325Z  
  &X-Amz-SignedHeaders=content-type;host;user-agent;x-amz-content-sha256;x-amz-date  
  &X-Amz-Signature=7045960f6ab15609571fb05278004256e186b7633ab2a3ae46826d7713e0b461
```

### Sample Response

```
<CreateEventSubscriptionResponse xmlns="http://rds.amazonaws.com/doc/2014-10-31/">  
  <CreateEventSubscriptionResult>
```

```

<EventSubscription>
  <SourceType>db-security-group</SourceType>
  <Enabled>>true</Enabled>
  <CustomerAwsId>803#####</CustomerAwsId>
  <Status>creating</Status>
  <SubscriptionCreationTime>Fri Apr 25 21:43:25 UTC 2014</SubscriptionCreationTime>
  <EventCategoriesList>
    <EventCategory>configuration change</EventCategory>
    <EventCategory>failure</EventCategory>
  </EventCategoriesList>
  <CustSubscriptionId>myawsuser-secgrp</CustSubscriptionId>
  <SnsTopicArn>arn:aws:sns:us-east-1:802#####:mytopic</SnsTopicArn>
</EventSubscription>
</CreateEventSubscriptionResult>
<ResponseMetadata>
  <RequestId>f15e9dc3-bbb1-11d3-f4c6-37db295f7674</RequestId>
</ResponseMetadata>
</CreateEventSubscriptionResponse>

```

## Example

This example illustrates one usage of `CreateEventSubscription`.

## Sample Request

```

https://rds.us-east-1.amazonaws.com/
?Action=CreateEventSubscription
&Enabled=true
&EventCategories.member.1=creation
&EventCategories.member.2=deletion
&EventCategories.member.3=failover
&SignatureMethod=HmacSHA256
&SignatureVersion=4
&SnsTopicArn=arn%3Aaws%3Asns%3Aus-east-1%3A802#####%3Amytopic
&SourceType=db-instance
&SubscriptionName=myawsuser-inst
&Version=2014-10-31
&X-Amz-Algorithm=AWS4-HMAC-SHA256
&X-Amz-Credential=AKIADQKE4SARGYLE/20140429/us-east-1/rds/aws4_request
&X-Amz-Date=20140429T184410Z
&X-Amz-SignedHeaders=content-type;host;user-agent;x-amz-content-sha256;x-amz-date
&X-Amz-Signature=1e1879f20ef3aec07135d69cc192426bf1cc5c42fc9d1acc7726bcd93155fb71

```

## Sample Response

```
<CreateEventSubscriptionResponse xmlns="http://rds.amazonaws.com/doc/2014-10-31/">
  <CreateEventSubscriptionResult>
    <EventSubscription>
      <SourceType>db-instance</SourceType>
      <Enabled>>true</Enabled>
      <CustomerAwsId>803#####</CustomerAwsId>
      <Status>creating</Status>
      <SubscriptionCreationTime>Tue Apr 29 18:44:10 UTC 2014</SubscriptionCreationTime>
      <EventCategoriesList>
        <EventCategory>creation</EventCategory>
        <EventCategory>deletion</EventCategory>
        <EventCategory>failover</EventCategory>
      </EventCategoriesList>
      <CustSubscriptionId>myawsuser-inst</CustSubscriptionId>
      <SnsTopicArn>arn:aws:sns:us-east-1:802#####:mytopic</SnsTopicArn>
    </EventSubscription>
  </CreateEventSubscriptionResult>
  <ResponseMetadata>
    <RequestId>30feb307-bebd-11d3-f4c6-37db295f7674</RequestId>
  </ResponseMetadata>
</CreateEventSubscriptionResponse>
```

## See Also

For more information about using this API in one of the language-specific AWS SDKs, see the following:

- [AWS Command Line Interface](#)
- [AWS SDK for .NET](#)
- [AWS SDK for C++](#)
- [AWS SDK for Go v2](#)
- [AWS SDK for Java V2](#)
- [AWS SDK for JavaScript V3](#)
- [AWS SDK for PHP V3](#)
- [AWS SDK for Python](#)
- [AWS SDK for Ruby V3](#)



# CreateGlobalCluster

Creates an Aurora global database spread across multiple AWS Regions. The global database contains a single primary cluster with read-write capability, and a read-only secondary cluster that receives data from the primary cluster through high-speed replication performed by the Aurora storage subsystem.

You can create a global database that is initially empty, and then create the primary and secondary DB clusters in the global database. Or you can specify an existing Aurora cluster during the create operation, and this cluster becomes the primary cluster of the global database.

## Note

This operation applies only to Aurora DB clusters.

## Request Parameters

For information about the parameters that are common to all actions, see [Common Parameters](#).

### DatabaseName

The name for your database of up to 64 alphanumeric characters. If you don't specify a name, Amazon Aurora doesn't create a database in the global database cluster.

Constraints:

- Can't be specified if `SourceDBClusterIdentifier` is specified. In this case, Amazon Aurora uses the database name from the source DB cluster.

Type: String

Required: No

### DeletionProtection

Specifies whether to enable deletion protection for the new global database cluster. The global database can't be deleted when deletion protection is enabled.

Type: Boolean

Required: No



## Engine

The database engine to use for this global database cluster.

Valid Values: `aurora-mysql` | `aurora-postgresql`

Constraints:

- Can't be specified if `SourceDBClusterIdentifier` is specified. In this case, Amazon Aurora uses the engine of the source DB cluster.

Type: String

Required: No

## EngineLifecycleSupport

The life cycle type for this global database cluster.

### Note

By default, this value is set to `open-source-rds-extended-support`, which enrolls your global cluster into Amazon RDS Extended Support. At the end of standard support, you can avoid charges for Extended Support by setting the value to `open-source-rds-extended-support-disabled`. In this case, creating the global cluster will fail if the DB major version is past its end of standard support date.

This setting only applies to Aurora PostgreSQL-based global databases.

You can use this setting to enroll your global cluster into Amazon RDS Extended Support. With RDS Extended Support, you can run the selected major engine version on your global cluster past the end of standard support for that engine version. For more information, see [Using Amazon RDS Extended Support](#) in the *Amazon Aurora User Guide*.

Valid Values: `open-source-rds-extended-support` | `open-source-rds-extended-support-disabled`

Default: `open-source-rds-extended-support`

Type: String

Required: No

## EngineVersion

The engine version to use for this global database cluster.

Constraints:

- Can't be specified if `SourceDBClusterIdentifier` is specified. In this case, Amazon Aurora uses the engine version of the source DB cluster.

Type: String

Required: No

## GlobalClusterIdentifier

The cluster identifier for this global database cluster. This parameter is stored as a lowercase string.

Type: String

Required: No

## SourceDBClusterIdentifier

The Amazon Resource Name (ARN) to use as the primary cluster of the global database.

If you provide a value for this parameter, don't specify values for the following settings because Amazon Aurora uses the values from the specified source DB cluster:

- `DatabaseName`
- `Engine`
- `EngineVersion`
- `StorageEncrypted`

Type: String

Required: No

## StorageEncrypted

Specifies whether to enable storage encryption for the new global database cluster.

Constraints:

- Can't be specified if `SourceDBClusterIdentifier` is specified. In this case, Amazon Aurora uses the setting from the source DB cluster.

Type: Boolean

Required: No

## Response Elements

The following element is returned by the service.

### **GlobalCluster**

A data type representing an Aurora global database.

Type: [GlobalCluster](#) object

## Errors

For information about the errors that are common to all actions, see [Common Errors](#).

### **DBClusterNotFoundFault**

`DBClusterIdentifier` doesn't refer to an existing DB cluster.

HTTP Status Code: 404

### **GlobalClusterAlreadyExistsFault**

The `GlobalClusterIdentifier` already exists. Choose a new global database identifier (unique name) to create a new global database cluster.

HTTP Status Code: 400

### **GlobalClusterQuotaExceededFault**

The number of global database clusters for this account is already at the maximum allowed.

HTTP Status Code: 400

### **InvalidDBClusterStateFault**

The requested operation can't be performed while the cluster is in this state.

HTTP Status Code: 400

## See Also

For more information about using this API in one of the language-specific AWS SDKs, see the following:

- [AWS Command Line Interface](#)
- [AWS SDK for .NET](#)
- [AWS SDK for C++](#)
- [AWS SDK for Go v2](#)
- [AWS SDK for Java V2](#)
- [AWS SDK for JavaScript V3](#)
- [AWS SDK for PHP V3](#)
- [AWS SDK for Python](#)
- [AWS SDK for Ruby V3](#)

# CreateIntegration

Creates a zero-ETL integration with Amazon Redshift.

## Request Parameters

For information about the parameters that are common to all actions, see [Common Parameters](#).

### IntegrationName

The name of the integration.

Type: String

Length Constraints: Minimum length of 1. Maximum length of 63.

Pattern: `[a-zA-Z][a-zA-Z0-9]*(-[a-zA-Z0-9]+)*`

Required: Yes

### SourceArn

The Amazon Resource Name (ARN) of the database to use as the source for replication.

Type: String

Length Constraints: Minimum length of 1. Maximum length of 255.

Pattern: `arn:aws[a-z\-*]:rds(-[a-z]*)?:[a-z0-9\-*]:[0-9]*:(cluster|db):[a-z][a-z0-9]*(-[a-z0-9]+)*`

Required: Yes

### TargetArn

The ARN of the Redshift data warehouse to use as the target for replication.

Type: String

Length Constraints: Minimum length of 20. Maximum length of 2048.

Required: Yes

**AdditionalEncryptionContext** , AdditionalEncryptionContext.entry.N.key (key),  
AdditionalEncryptionContext.entry.N.value (value)

An optional set of non-secret key–value pairs that contains additional contextual information about the data. For more information, see [Encryption context](#) in the *AWS Key Management Service Developer Guide*.

You can only include this parameter if you specify the KMSKeyId parameter.

Type: String to string map

Required: No

### DataFilter

Data filtering options for the integration. For more information, see [Data filtering for Aurora zero-ETL integrations with Amazon Redshift](#).

Valid for: Integrations with Aurora MySQL source DB clusters only

Type: String

Length Constraints: Minimum length of 1. Maximum length of 25600.

Pattern: [a-zA-Z0-9\_ "\\\-\$,\*. :?+\|/]\*

Required: No

### Description

A description of the integration.

Type: String

Length Constraints: Minimum length of 0. Maximum length of 1000.

Pattern: .\*

Required: No

### KMSKeyId

The AWS Key Management System (AWS KMS) key identifier for the key to use to encrypt the integration. If you don't specify an encryption key, RDS uses a default AWS owned key.

Type: String

Required: No

### Tags.Tag.N

A list of tags. For more information, see [Tagging Amazon RDS Resources](#) in the *Amazon RDS User Guide*.

Type: Array of [Tag](#) objects

Required: No

## Response Elements

The following elements are returned by the service.

**AdditionalEncryptionContext** , AdditionalEncryptionContext.entry.N.key (key),  
AdditionalEncryptionContext.entry.N.value (value)

The encryption context for the integration. For more information, see [Encryption context](#) in the *AWS Key Management Service Developer Guide*.

Type: String to string map

### CreateTime

The time when the integration was created, in Universal Coordinated Time (UTC).

Type: Timestamp

### DataFilter

Data filters for the integration. These filters determine which tables from the source database are sent to the target Amazon Redshift data warehouse.

Type: String

Length Constraints: Minimum length of 1. Maximum length of 25600.

Pattern: `[a-zA-Z0-9_ "\\\-$, * . : ? + \\/]*`

### Description

A description of the integration.

Type: String

Length Constraints: Minimum length of 0. Maximum length of 1000.

Pattern: .\*

### **Errors.IntegrationError.N**

Any errors associated with the integration.

Type: Array of [IntegrationError](#) objects

### **IntegrationArn**

The ARN of the integration.

Type: String

Length Constraints: Minimum length of 1. Maximum length of 255.

Pattern: arn:aws[a-z\-\*:rds(-[a-z]\*)?:[a-z0-9\-\*:[0-9]\*:integration:  
[0-9a-f]{8}-[0-9a-f]{4}-[0-9a-f]{4}-[0-9a-f]{4}-[0-9a-f]{12}

### **IntegrationName**

The name of the integration.

Type: String

Length Constraints: Minimum length of 1. Maximum length of 63.

Pattern: [a-zA-Z][a-zA-Z0-9]\*(-[a-zA-Z0-9]+)\*

### **KMSKeyId**

The AWS Key Management System (AWS KMS) key identifier for the key used to to encrypt the integration.

Type: String

### **SourceArn**

The Amazon Resource Name (ARN) of the database used as the source for replication.

Type: String



Length Constraints: Minimum length of 1. Maximum length of 255.

Pattern: `arn:aws[a-z\-*:rds(-[a-z]*)?:[a-z0-9\-*:[0-9]*:(cluster|db):[a-z][a-z0-9]*(-[a-z0-9]+)*`

## Status

The current status of the integration.

Type: String

Valid Values: `creating | active | modifying | failed | deleting | syncing | needs_attention`

## Tags.Tag.N

A list of tags. For more information, see [Tagging Amazon RDS Resources](#) in the *Amazon RDS User Guide*.

Type: Array of [Tag](#) objects

## TargetArn

The ARN of the Redshift data warehouse used as the target for replication.

Type: String

Length Constraints: Minimum length of 20. Maximum length of 2048.

## Errors

For information about the errors that are common to all actions, see [Common Errors](#).

### DBClusterNotFoundFault

`DBClusterIdentifier` doesn't refer to an existing DB cluster.

HTTP Status Code: 404

### DBInstanceNotFound

`DBInstanceIdentifier` doesn't refer to an existing DB instance.

HTTP Status Code: 404

## IntegrationAlreadyExistsFault

The integration you are trying to create already exists.

HTTP Status Code: 400

## IntegrationConflictOperationFault

A conflicting conditional operation is currently in progress against this resource. Typically occurs when there are multiple requests being made to the same resource at the same time, and these requests conflict with each other.

HTTP Status Code: 400

## IntegrationQuotaExceededFault

You can't create any more zero-ETL integrations because the quota has been reached.

HTTP Status Code: 400

## KMSKeyNotAccessibleFault

An error occurred accessing an AWS KMS key.

HTTP Status Code: 400

## Examples

### Example

This example illustrates one usage of `CreateIntegration`.

### Sample Request

```
https://rds.us-east-1.amazonaws.com/  
?Action=CreateIntegration  
&IntegrationName=my-integration  
&SourceArn=arn:aws:rds:us-east-1:123456789012:adb:source-db  
&TargetArn=arn:aws:redshift-serverless:us-east-1:123456789012:namespace  
:a0844171c-1e01-4d9f-be52-89e6c44083e5  
&SignatureMethod=HmacSHA256  
&SignatureVersion=4  
&Version=2014-10-31  
&X-Amz-Algorithm=AWS4-HMAC-SHA256
```

```
&X-Amz-Credential=AKIADQKE4SARGYLE/20141031/us-east-1/rds/aws4_request
&X-Amz-Date=20230110T005253Z
&X-Amz-SignedHeaders=content-type;host;user-agent;x-amz-content-sha256;x-amz-date
&X-Amz-Signature=8a684aeb6d5219bb3572316a341963324d6ef339bd0dcfa5854f1a01d401214
```

## Sample Response

```
<CreateIntegrationResponse xmlns="http://rds.amazonaws.com/doc/2014-10-31/">
  <CreateIntegrationResult>
    <SourceArn>arn:aws:rds:us-east-1:123456789012:cluster:source-db</SourceArn>
    <IntegrationName>my-integration</IntegrationName>
    <IntegrationArn>arn:aws:rds:us-east-1:123456789012:integration:f30acbd8-
aaab-4c3c-afb5-09d51d041037</IntegrationArn>
    <TargetArn>arn:aws:redshift-serverless:us-
east-1:123456789012:namespace/0844171c-1e01-4d9f-be52-89e6c44083e5</TargetArn>
    <Tags/>
    <CreateTime>2023-12-14T00:15:21.358Z</CreateTime>
    <KMSKeyId>arn:aws:kms:us-east-1:211223847500:key/eda7134d-cd39-4af1-b62b-
ad2415b6bcc</KMSKeyId>
    <Status>creating</Status>
  </CreateIntegrationResult>
  <ResponseMetadata>
    <RequestId>f5a16865-4415-4054-890c-2f5b2c3c67a8</RequestId>
  </ResponseMetadata>
</CreateIntegrationResponse>
```

## See Also

For more information about using this API in one of the language-specific AWS SDKs, see the following:

- [AWS Command Line Interface](#)
- [AWS SDK for .NET](#)
- [AWS SDK for C++](#)
- [AWS SDK for Go v2](#)
- [AWS SDK for Java V2](#)
- [AWS SDK for JavaScript V3](#)
- [AWS SDK for PHP V3](#)
- [AWS SDK for Python](#)

- [AWS SDK for Ruby V3](#)

# CreateOptionGroup

Creates a new option group. You can create up to 20 option groups.

This command doesn't apply to RDS Custom.

## Request Parameters

For information about the parameters that are common to all actions, see [Common Parameters](#).

### EngineName

The name of the engine to associate this option group with.

Valid Values:

- db2-ae
- db2-se
- mariadb
- mysql
- oracle-ee
- oracle-ee-cdb
- oracle-se2
- oracle-se2-cdb
- postgres
- sqlserver-ee
- sqlserver-se
- sqlserver-ex
- sqlserver-web

Type: String

Required: Yes

### MajorEngineVersion

Specifies the major version of the engine that this option group should be associated with.

Type: String

Required: Yes

### **OptionGroupDescription**

The description of the option group.

Type: String

Required: Yes

### **OptionGroupName**

Specifies the name of the option group to be created.

Constraints:

- Must be 1 to 255 letters, numbers, or hyphens
- First character must be a letter
- Can't end with a hyphen or contain two consecutive hyphens

Example: myoptiongroup

Type: String

Required: Yes

### **Tags.Tag.N**

Tags to assign to the option group.

Type: Array of [Tag](#) objects

Required: No

## **Response Elements**

The following element is returned by the service.

### **OptionGroup**

Type: [OptionGroup](#) object

## Errors

For information about the errors that are common to all actions, see [Common Errors](#).

### OptionGroupAlreadyExistsFault

The option group you are trying to create already exists.

HTTP Status Code: 400

### OptionGroupQuotaExceededFault

The quota of 20 option groups was exceeded for this AWS account.

HTTP Status Code: 400

## Examples

### Example

This example illustrates one usage of `CreateOptionGroup`.

### Sample Request

```
https://rds.us-east-1.amazonaws.com/  
  ?Action=CreateOptionGroup  
  &EngineName=mysql  
  &MajorEngineVersion=5.6  
  &OptionGroupDescription=My%20option%20Group  
  &OptionGroupName=myawsuser-og00  
  &SignatureMethod=HmacSHA256  
  &SignatureVersion=4  
  &Version=2014-10-31  
  &X-Amz-Algorithm=AWS4-HMAC-SHA256  
  &X-Amz-Credential=AKIADQKE4SARGYLE/20140425/us-east-1/rds/aws4_request  
  &X-Amz-Date=20140425T174519Z  
  &X-Amz-SignedHeaders=content-type;host;user-agent;x-amz-content-sha256;x-amz-date  
  &X-Amz-Signature=d3a89afa4511d0c4ecab046d6dc760a72bfe6bb15999cce053adeb2617b60384
```

### Sample Response

```
<CreateOptionGroupResponse xmlns="http://rds.amazonaws.com/doc/2014-10-31/">
  <CreateOptionGroupResult>
    <OptionGroup>
      <AllowsVpcAndNonVpcInstanceMemberships>true</
AllowsVpcAndNonVpcInstanceMemberships>
      <MajorEngineVersion>5.6</MajorEngineVersion>
      <OptionGroupName>myawsuser-og00</OptionGroupName>
      <EngineName>mysql</EngineName>
      <OptionGroupDescription>My Option Group</OptionGroupDescription>
      <Options/>
    </OptionGroup>
  </CreateOptionGroupResult>
  <ResponseMetadata>
    <RequestId>4d7f11f2-bbf0-11d3-ae4f-ee568ed6b36</RequestId>
  </ResponseMetadata>
</CreateOptionGroupResponse>
```

## See Also

For more information about using this API in one of the language-specific AWS SDKs, see the following:

- [AWS Command Line Interface](#)
- [AWS SDK for .NET](#)
- [AWS SDK for C++](#)
- [AWS SDK for Go v2](#)
- [AWS SDK for Java V2](#)
- [AWS SDK for JavaScript V3](#)
- [AWS SDK for PHP V3](#)
- [AWS SDK for Python](#)
- [AWS SDK for Ruby V3](#)



# CreateTenantDatabase

Creates a tenant database in a DB instance that uses the multi-tenant configuration. Only RDS for Oracle container database (CDB) instances are supported.

## Request Parameters

For information about the parameters that are common to all actions, see [Common Parameters](#).

### DBInstanceIdentifier

The user-supplied DB instance identifier. RDS creates your tenant database in this DB instance. This parameter isn't case-sensitive.

Type: String

Required: Yes

### MasterUsername

The name for the master user account in your tenant database. RDS creates this user account in the tenant database and grants privileges to the master user. This parameter is case-sensitive.

Constraints:

- Must be 1 to 16 letters, numbers, or underscores.
- First character must be a letter.
- Can't be a reserved word for the chosen database engine.

Type: String

Required: Yes

### MasterUserPassword

The password for the master user in your tenant database.

Constraints:

- Must be 8 to 30 characters.
- Can include any printable ASCII character except forward slash (/), double quote ("), at symbol (@), ampersand (&), or single quote ( ' ).

Type: String

Required: Yes

### **TenantDBName**

The user-supplied name of the tenant database that you want to create in your DB instance. This parameter has the same constraints as DBName in `CreateDBInstance`.

Type: String

Required: Yes

### **CharacterSetName**

The character set for your tenant database. If you don't specify a value, the character set name defaults to AL32UTF8.

Type: String

Required: No

### **NcharCharacterSetName**

The NCHAR value for the tenant database.

Type: String

Required: No

### **Tags.Tag.N**

A list of tags. For more information, see [Tagging Amazon RDS Resources](#) in the *Amazon RDS User Guide*.

Type: Array of [Tag](#) objects

Required: No

## **Response Elements**

The following element is returned by the service.

### **TenantDatabase**

A tenant database in the DB instance. This data type is an element in the response to the `DescribeTenantDatabases` action.

Type: [TenantDatabase](#) object

## Errors

For information about the errors that are common to all actions, see [Common Errors](#).

### **DBInstanceNotFound**

`DBInstanceIdentifier` doesn't refer to an existing DB instance.

HTTP Status Code: 404

### **InvalidDBInstanceState**

The DB instance isn't in a valid state.

HTTP Status Code: 400

### **TenantDatabaseAlreadyExists**

You attempted to either create a tenant database that already exists or modify a tenant database to use the name of an existing tenant database.

HTTP Status Code: 400

### **TenantDatabaseQuotaExceeded**

You attempted to create more tenant databases than are permitted in your AWS account.

HTTP Status Code: 400

## See Also

For more information about using this API in one of the language-specific AWS SDKs, see the following:

- [AWS Command Line Interface](#)
- [AWS SDK for .NET](#)
- [AWS SDK for C++](#)
- [AWS SDK for Go v2](#)
- [AWS SDK for Java V2](#)

- [AWS SDK for JavaScript V3](#)
- [AWS SDK for PHP V3](#)
- [AWS SDK for Python](#)
- [AWS SDK for Ruby V3](#)

# DeleteBlueGreenDeployment

Deletes a blue/green deployment.

For more information, see [Using Amazon RDS Blue/Green Deployments for database updates](#) in the *Amazon RDS User Guide* and [Using Amazon RDS Blue/Green Deployments for database updates](#) in the *Amazon Aurora User Guide*.

## Request Parameters

For information about the parameters that are common to all actions, see [Common Parameters](#).

### BlueGreenDeploymentIdentifier

The unique identifier of the blue/green deployment to delete. This parameter isn't case-sensitive.

Constraints:

- Must match an existing blue/green deployment identifier.

Type: String

Length Constraints: Minimum length of 1. Maximum length of 255.

Pattern: `[A-Za-z][0-9A-Za-z-:._]*`

Required: Yes

### DeleteTarget

Specifies whether to delete the resources in the green environment. You can't specify this option if the blue/green deployment [status](#) is SWITCHOVER\_COMPLETED.

Type: Boolean

Required: No

## Response Elements

The following element is returned by the service.

## BlueGreenDeployment

Details about a blue/green deployment.

For more information, see [Using Amazon RDS Blue/Green Deployments for database updates](#) in the *Amazon RDS User Guide* and [Using Amazon RDS Blue/Green Deployments for database updates](#) in the *Amazon Aurora User Guide*.

Type: [BlueGreenDeployment](#) object

## Errors

For information about the errors that are common to all actions, see [Common Errors](#).

### BlueGreenDeploymentNotFoundFault

`BlueGreenDeploymentIdentifier` doesn't refer to an existing blue/green deployment.

HTTP Status Code: 404

### InvalidBlueGreenDeploymentStateFault

The blue/green deployment can't be switched over or deleted because there is an invalid configuration in the green environment.

HTTP Status Code: 400

## Examples

### Example

This example illustrates one usage of `DeleteBlueGreenDeployment`.

### Sample Request

```
https://rds.us-west-2.amazonaws.com/  
?Action=DeleteBlueGreenDeployment  
&BlueGreenDeploymentIdentifier=bgd-mdoyy2mn7vbkhgg  
&SignatureMethod=HmacSHA256  
&SignatureVersion=4  
&Version=2014-10-31
```

```

&X-Amz-Credential=AKIADQKE4SARGYLE/20141031/us-west-2/rds/aws4_request
&X-Amz-Date=20230110T191150Z
&X-Amz-SignedHeaders=content-type;host;user-agent;x-amz-date
&X-Amz-Signature=8a684aebe6d5219bb3572316a341963324d6ef339bd0dcfa5854f1a01d401214

```

## Sample Response

```

<DeleteBlueGreenDeploymentResponse xmlns="http://rds.amazonaws.com/doc/2014-10-31/">
  <DeleteBlueGreenDeploymentResult>
    <BlueGreenDeployment>
      <TagList/>
      <BlueGreenDeploymentName>my-blue-green-deployment</BlueGreenDeploymentName>
      <DeleteTime>2023-01-10T19:11:51.293Z</DeleteTime>
      <CreateTime>2023-01-10T18:42:09.330Z</CreateTime>
      <SwitchoverDetails>
        <member>
          <SourceMember>arn:aws:rds:us-west-2:123456789012:db:database-1-old1</
SourceMember>
          <TargetMember>arn:aws:rds:us-west-2:123456789012:db:database-1</TargetMember>
          <Status>SWITCHOVER_COMPLETED</Status>
        </member>
      </SwitchoverDetails>
      <Source>arn:aws:rds:us-west-2:123456789012:db:database-1-old1</Source>
      <BlueGreenDeploymentIdentifier>bgd-mdoyy2mn7vbkhhgg</
BlueGreenDeploymentIdentifier>
      <Tasks>
        <member>
          <Name>CREATING_READ_REPLICA_OF_SOURCE</Name>
          <Status>COMPLETED</Status>
        </member>
        <member>
          <Name>CONFIGURE_BACKUPS</Name>
          <Status>COMPLETED</Status>
        </member>
      </Tasks>
      <Target>arn:aws:rds:us-west-2:123456789012:db:database-1</Target>
      <Status>DELETING</Status>
    </BlueGreenDeployment>
  </DeleteBlueGreenDeploymentResult>
  <ResponseMetadata>
    <RequestId>34deffd3-543a-4c26-9ff1-f859894f43bc</RequestId>
  </ResponseMetadata>
</DeleteBlueGreenDeploymentResponse>

```

## See Also

For more information about using this API in one of the language-specific AWS SDKs, see the following:

- [AWS Command Line Interface](#)
- [AWS SDK for .NET](#)
- [AWS SDK for C++](#)
- [AWS SDK for Go v2](#)
- [AWS SDK for Java V2](#)
- [AWS SDK for JavaScript V3](#)
- [AWS SDK for PHP V3](#)
- [AWS SDK for Python](#)
- [AWS SDK for Ruby V3](#)



# DeleteCustomDBEngineVersion

Deletes a custom engine version. To run this command, make sure you meet the following prerequisites:

- The CEV must not be the default for RDS Custom. If it is, change the default before running this command.
- The CEV must not be associated with an RDS Custom DB instance, RDS Custom instance snapshot, or automated backup of your RDS Custom instance.

Typically, deletion takes a few minutes.

## Note

The MediaImport service that imports files from Amazon S3 to create CEVs isn't integrated with AWS CloudTrail. If you turn on data logging for Amazon RDS in CloudTrail, calls to the DeleteCustomDbEngineVersion event aren't logged. However, you might see calls from the API gateway that accesses your Amazon S3 bucket. These calls originate from the MediaImport service for the DeleteCustomDbEngineVersion event.

For more information, see [Deleting a CEV](#) in the *Amazon RDS User Guide*.

## Request Parameters

For information about the parameters that are common to all actions, see [Common Parameters](#).

### Engine

The database engine. RDS Custom for Oracle supports the following values:

- custom-oracle-ee
- custom-oracle-ee-cdb
- custom-oracle-se2
- custom-oracle-se2-cdb

Type: String

Length Constraints: Minimum length of 1. Maximum length of 35.

Pattern: `^[A-Za-z0-9-]{1,35}$`

Required: Yes

## EngineVersion

The custom engine version (CEV) for your DB instance. This option is required for RDS Custom, but optional for Amazon RDS. The combination of Engine and EngineVersion is unique per customer per AWS Region.

Type: String

Length Constraints: Minimum length of 1. Maximum length of 60.

Pattern: `^[a-z0-9_.-]{1,60}$`

Required: Yes

## Response Elements

The following elements are returned by the service.

### CreateTime

The creation time of the DB engine version.

Type: Timestamp

### CustomDBEngineVersionManifest

JSON string that lists the installation files and parameters that RDS Custom uses to create a custom engine version (CEV). RDS Custom applies the patches in the order in which they're listed in the manifest. You can set the Oracle home, Oracle base, and UNIX/Linux user and group using the installation parameters. For more information, see [JSON fields in the CEV manifest](#) in the *Amazon RDS User Guide*.

Type: String

Length Constraints: Minimum length of 1. Maximum length of 51000.

Pattern: `[\s\S]*`

### DatabaseInstallationFilesS3BucketName

The name of the Amazon S3 bucket that contains your database installation files.

Type: String

### **DatabaseInstallationFilesS3Prefix**

The Amazon S3 directory that contains the database installation files. If not specified, then no prefix is assumed.

Type: String

### **DBEngineDescription**

The description of the database engine.

Type: String

### **DBEngineMediaType**

A value that indicates the source media provider of the AMI based on the usage operation. Applicable for RDS Custom for SQL Server.

Type: String

### **DBEngineVersionArn**

The ARN of the custom engine version.

Type: String

### **DBEngineVersionDescription**

The description of the database engine version.

Type: String

### **DBParameterGroupFamily**

The name of the DB parameter group family for the database engine.

Type: String

### **DefaultCharacterSet**

The default character set for new instances of this engine version, if the `CharacterSetName` parameter of the `CreateDBInstance` API isn't specified.

Type: [CharacterSet](#) object

## Engine

The name of the database engine.

Type: String

## EngineVersion

The version number of the database engine.

Type: String

## ExportableLogTypes.member.N

The types of logs that the database engine has available for export to CloudWatch Logs.

Type: Array of strings

## Image

The EC2 image

Type: [CustomDBEngineVersionAMI](#) object

## KMSKeyId

The AWS KMS key identifier for an encrypted CEV. This parameter is required for RDS Custom, but optional for Amazon RDS.

Type: String

## MajorEngineVersion

The major engine version of the CEV.

Type: String

## Status

The status of the DB engine version, either available or deprecated.

Type: String

## SupportedCACertificateIdentifiers.member.N

A list of the supported CA certificate identifiers.

For more information, see [Using SSL/TLS to encrypt a connection to a DB instance](#) in the *Amazon RDS User Guide* and [Using SSL/TLS to encrypt a connection to a DB cluster](#) in the *Amazon Aurora User Guide*.

Type: Array of strings

### **SupportedCharacterSets.CharacterSet.N**

A list of the character sets supported by this engine for the `CharacterSetName` parameter of the `CreateDBInstance` operation.

Type: Array of [CharacterSet](#) objects

### **SupportedEngineModes.member.N**

A list of the supported DB engine modes.

Type: Array of strings

### **SupportedFeatureNames.member.N**

A list of features supported by the DB engine.

The supported features vary by DB engine and DB engine version.

To determine the supported features for a specific DB engine and DB engine version using the AWS CLI, use the following command:

```
aws rds describe-db-engine-versions --engine <engine_name> --engine-version <engine_version>
```

For example, to determine the supported features for RDS for PostgreSQL version 13.3 using the AWS CLI, use the following command:

```
aws rds describe-db-engine-versions --engine postgres --engine-version 13.3
```

The supported features are listed under `SupportedFeatureNames` in the output.

Type: Array of strings

### **SupportedNcharCharacterSets.CharacterSet.N**

A list of the character sets supported by the Oracle DB engine for the `NcharCharacterSetName` parameter of the `CreateDBInstance` operation.

Type: Array of [CharacterSet](#) objects

### **SupportedTimezones.Timezone.N**

A list of the time zones supported by this engine for the `Timezone` parameter of the `CreateDBInstance` action.

Type: Array of [Timezone](#) objects

### **SupportsBabelfish**

Indicates whether the engine version supports Babelfish for Aurora PostgreSQL.

Type: Boolean

### **SupportsCertificateRotationWithoutRestart**

Indicates whether the engine version supports rotating the server certificate without rebooting the DB instance.

Type: Boolean

### **SupportsGlobalDatabases**

Indicates whether you can use Aurora global databases with a specific DB engine version.

Type: Boolean

### **SupportsIntegrations**

Indicates whether the DB engine version supports zero-ETL integrations with Amazon Redshift.

Type: Boolean

### **SupportsLimitlessDatabase**

Indicates whether the DB engine version supports Aurora Limitless Database.

Type: Boolean

### **SupportsLocalWriteForwarding**

Indicates whether the DB engine version supports forwarding write operations from reader DB instances to the writer DB instance in the DB cluster. By default, write operations aren't allowed on reader DB instances.

Valid for: Aurora DB clusters only

Type: Boolean

### **SupportsLogExportsToCloudwatchLogs**

Indicates whether the engine version supports exporting the log types specified by `ExportableLogTypes` to CloudWatch Logs.

Type: Boolean

### **SupportsParallelQuery**

Indicates whether you can use Aurora parallel query with a specific DB engine version.

Type: Boolean

### **SupportsReadReplica**

Indicates whether the database engine version supports read replicas.

Type: Boolean

### **TagList.Tag.N**

A list of tags. For more information, see [Tagging Amazon RDS Resources](#) in the *Amazon RDS User Guide*.

Type: Array of [Tag](#) objects

### **ValidUpgradeTarget.UpgradeTarget.N**

A list of engine versions that this database engine version can be upgraded to.

Type: Array of [UpgradeTarget](#) objects

## **Errors**

For information about the errors that are common to all actions, see [Common Errors](#).

### **CustomDBEngineVersionNotFoundFault**

The specified CEV was not found.

HTTP Status Code: 404

### **InvalidCustomDBEngineVersionStateFault**

You can't delete the CEV.

## HTTP Status Code: 400

# Examples

## Example

This example illustrates one usage of `DeleteCustomDBEngineVersion`.

### Sample Request

```
https://rds.us-east-1.amazonaws.com/  
  ?Engine=custom-oracle-ee  
  &EngineVersion=19.cev1  
  &Operation>DeleteCustomDBEngineVersion  
  &Version=1999-01-01  
  &AWSAccessKeyId=ABCDEF1GHIJKLMNOPQRSTU  
  &SignatureVersion=2  
  &SignatureMethod=HmacSHA1  
  &Timestamp=2021-10-13T21%3A37%3A10.000Z
```

### Sample Response

```
<DeleteCustomDBEngineVersionResponse xmlns="http://rds.amazonaws.com/doc/2014-10-31/">  
  <DeleteCustomDBEngineVersionResult>  
    <DatabaseInstallationFilesS3Prefix>123456789012/cev1</  
DatabaseInstallationFilesS3Prefix>  
    <MajorEngineVersion>19</MajorEngineVersion>  
    <DBEngineVersionArn>arn:aws:rds:us-east-1:123456789012:cev:custom-oracle-  
ee/19.cev1/123ab45c-abc1-1234-1234-123a45b12345</DBEngineVersionArn>  
    <DBEngineVersionDescription>some text</DBEngineVersionDescription>  
    <SupportsGlobalDatabases>>false</SupportsGlobalDatabases>  
    <SupportsParallelQuery>>false</SupportsParallelQuery>  
    <Engine>custom-oracle-ee</Engine>  
    <KMSKeyId>arn:aws:kms:us-  
east-1:123456789012:key/12ab3c4d-1234-12a3-1aa2-12a3bcdefghi</KMSKeyId>  
    <EngineVersion>19.cev</EngineVersion>  
    <SupportsReadReplica>>false</SupportsReadReplica>  
    <SupportsCluster>>false</SupportsCluster>  
    <TagList/>  
    <CreateTime>2021-10-12T21:51:34.468Z</CreateTime>
```



```
<DatabaseInstallationFilesS3BucketName>1-custom-installation-files</
DatabaseInstallationFilesS3BucketName>
<SupportsLogExportsToCloudwatchLogs>>false</SupportsLogExportsToCloudwatchLogs>
<AMIs>
  <member>
    <Id>ami-0c65ec39d269b9aed</Id>
    <Status>failed</Status>
  </member>
</AMIs>
<DBEngineDescription>Oracle Database server EE for RDS Custom</DBEngineDescription>
<Status>deleting</Status>
</DeleteCustomDBEngineVersionResult>
<ResponseMetadata>
  <RequestId>a1234b56-7890-1234-5678-cde90fg1h2i3</RequestId>
</ResponseMetadata>
</DeleteCustomDBEngineVersionResponse>
```

## See Also

For more information about using this API in one of the language-specific AWS SDKs, see the following:

- [AWS Command Line Interface](#)
- [AWS SDK for .NET](#)
- [AWS SDK for C++](#)
- [AWS SDK for Go v2](#)
- [AWS SDK for Java V2](#)
- [AWS SDK for JavaScript V3](#)
- [AWS SDK for PHP V3](#)
- [AWS SDK for Python](#)
- [AWS SDK for Ruby V3](#)

# DeleteDBCluster

The DeleteDBCluster action deletes a previously provisioned DB cluster. When you delete a DB cluster, all automated backups for that DB cluster are deleted and can't be recovered. Manual DB cluster snapshots of the specified DB cluster are not deleted.

If you're deleting a Multi-AZ DB cluster with read replicas, all cluster members are terminated and read replicas are promoted to standalone instances.

For more information on Amazon Aurora, see [What is Amazon Aurora?](#) in the *Amazon Aurora User Guide*.

For more information on Multi-AZ DB clusters, see [Multi-AZ DB cluster deployments](#) in the *Amazon RDS User Guide*.

## Request Parameters

For information about the parameters that are common to all actions, see [Common Parameters](#).

### DBClusterIdentifier

The DB cluster identifier for the DB cluster to be deleted. This parameter isn't case-sensitive.

Constraints:

- Must match an existing DBClusterIdentifier.

Type: String

Required: Yes

### DeleteAutomatedBackups

Specifies whether to remove automated backups immediately after the DB cluster is deleted. This parameter isn't case-sensitive. The default is to remove automated backups immediately after the DB cluster is deleted.

Type: Boolean

Required: No

### FinalDBSnapshotIdentifier

The DB cluster snapshot identifier of the new DB cluster snapshot created when SkipFinalSnapshot is disabled.

**Note**

Specifying this parameter and also skipping the creation of a final DB cluster snapshot with the `SkipFinalSnapshot` parameter results in an error.

**Constraints:**

- Must be 1 to 255 letters, numbers, or hyphens.
- First character must be a letter
- Can't end with a hyphen or contain two consecutive hyphens

Type: String

Required: No

**SkipFinalSnapshot**

Specifies whether to skip the creation of a final DB cluster snapshot before the DB cluster is deleted. If `skip` is specified, no DB cluster snapshot is created. If `skip` isn't specified, a DB cluster snapshot is created before the DB cluster is deleted. By default, `skip` isn't specified, and the DB cluster snapshot is created. By default, this parameter is disabled.

**Note**

You must specify a `FinalDBSnapshotIdentifier` parameter if `SkipFinalSnapshot` is disabled.

Type: Boolean

Required: No

## Response Elements

The following element is returned by the service.

**DBCluster**

Contains the details of an Amazon Aurora DB cluster or Multi-AZ DB cluster.

For an Amazon Aurora DB cluster, this data type is used as a response element in the operations `CreateDBCluster`, `DeleteDBCluster`, `DescribeDBClusters`, `FailoverDBCluster`, `ModifyDBCluster`, `PromoteReadReplicaDBCluster`, `RestoreDBClusterFromS3`, `RestoreDBClusterFromSnapshot`, `RestoreDBClusterToPointInTime`, `StartDBCluster`, and `StopDBCluster`.

For a Multi-AZ DB cluster, this data type is used as a response element in the operations `CreateDBCluster`, `DeleteDBCluster`, `DescribeDBClusters`, `FailoverDBCluster`, `ModifyDBCluster`, `RebootDBCluster`, `RestoreDBClusterFromSnapshot`, and `RestoreDBClusterToPointInTime`.

For more information on Amazon Aurora DB clusters, see [What is Amazon Aurora?](#) in the *Amazon Aurora User Guide*.

For more information on Multi-AZ DB clusters, see [Multi-AZ deployments with two readable standby DB instances](#) in the *Amazon RDS User Guide*.

Type: [DBCluster](#) object

## Errors

For information about the errors that are common to all actions, see [Common Errors](#).

### **DBClusterAutomatedBackupQuotaExceededFault**

The quota for retained automated backups was exceeded. This prevents you from retaining any additional automated backups. The retained automated backups quota is the same as your DB cluster quota.

HTTP Status Code: 400

### **DBClusterNotFoundFault**

`DBClusterIdentifier` doesn't refer to an existing DB cluster.

HTTP Status Code: 404

### **DBClusterSnapshotAlreadyExistsFault**

The user already has a DB cluster snapshot with the given identifier.

HTTP Status Code: 400

## InvalidDBClusterSnapshotStateFault

The supplied value isn't a valid DB cluster snapshot state.

HTTP Status Code: 400

## InvalidDBClusterStateFault

The requested operation can't be performed while the cluster is in this state.

HTTP Status Code: 400

## SnapshotQuotaExceeded

The request would result in the user exceeding the allowed number of DB snapshots.

HTTP Status Code: 400

## Examples

### Deleting an Aurora DB cluster

This example illustrates one usage of DeleteDBCluster.

#### Sample Request

```
https://rds.us-east-1.amazonaws.com/  
  ?Action=DeleteDBCluster  
  &DBClusterIdentifier=sample-cluster2  
  &SignatureMethod=HmacSHA256  
  &SignatureVersion=4  
  &Version=2014-10-31  
  &X-Amz-Algorithm=AWS4-HMAC-SHA256  
  &X-Amz-Credential=AKIADQKE4SARGYLE/20140725/us-east-1/rds/aws4_request  
  &X-Amz-Date=20140725T162148Z  
  &X-Amz-SignedHeaders=content-type;host;user-agent;x-amz-content-sha256;x-amz-date  
  &X-Amz-Signature=815910f78c5a9813e1c15300fcf206e04da071b3586770169765292dc6aa2ed4
```

#### Sample Response

```
<DeleteDBClusterResponse xmlns="http://rds.amazonaws.com/doc/2014-10-31/">
```

```

<DeleteDBClusterResult>
  <DBCluster>
    <Engine>aurora5.6</Engine>
    <Status>available</Status>
    <BackupRetentionPeriod>0</BackupRetentionPeriod>
    <DBSubnetGroup>my-subgroup</DBSubnetGroup>
    <EngineVersion>5.6.10a</EngineVersion>
    <Endpoint>sample-cluster2.cluster-cbfvmgb0y5fy.us-east-1.rds.amazonaws.com</
Endpoint>
    <DBClusterIdentifier>sample-cluster2</DBClusterIdentifier>
    <PreferredBackupWindow>04:45-05:15</PreferredBackupWindow>
    <PreferredMaintenanceWindow>sat:05:56-sat:06:26</PreferredMaintenanceWindow>
    <DBClusterMembers/>
    <AllocatedStorage>15</AllocatedStorage>
    <MasterUsername>awsuser</MasterUsername>
  </DBCluster>
</DeleteDBClusterResult>
<ResponseMetadata>
  <RequestId>c72118dc-1417-11e4-8c7b-931a6c1fef28</RequestId>
</ResponseMetadata>
</DeleteDBClusterResponse>

```

## Deleting a Multi-AZ DB cluster

This example illustrates one usage of DeleteDBCluster.

### Sample Request

```

https://rds.us-west-2.amazonaws.com/
?Action=DeleteDBCluster
&DBClusterIdentifier=my-multi-az-cluster
&SkipFinalSnapshot=true
&SignatureMethod=HmacSHA256
&SignatureVersion=4
&Version=2014-10-31
&X-Amz-Algorithm=AWS4-HMAC-SHA256
&X-Amz-Credential=AKIADQKE4SARGYLE/20140725/us-west-2/rds/aws4_request
&X-Amz-Date=20211027T000821Z
&X-Amz-SignedHeaders=content-type;host;user-agent;x-amz-content-sha256;x-amz-date
&X-Amz-Signature=815910f78c5a9813e1c15300fcf206e04da071b3586770169765292dc6aa2ed4

```

## Sample Response

```

<DeleteDBClusterResponse xmlns="http://rds.amazonaws.com/doc/2014-10-31/">
  <DeleteDBClusterResult>
    <DBCluster>
      <CrossAccountClone>false</CrossAccountClone>
      <AllocatedStorage>1000</AllocatedStorage>
      <AssociatedRoles />
      <AvailabilityZones />
      <ReadReplicaIdentifiers />
      <EngineVersion>8.0.26</EngineVersion>
      <MasterUsername>admin</MasterUsername>
      <DBClusterMembers />
      <HttpEndpointEnabled>false</HttpEndpointEnabled>
      <Port>3066</Port>
      <MonitoringInterval>0</MonitoringInterval>
      <BackupRetentionPeriod>1</BackupRetentionPeriod>
      <DBClusterIdentifier>my-multi-az-cluster</DBClusterIdentifier>
      <DbClusterResourceId>cluster-XDHARXDLDCRL2VZZXKBCFN3RQI</DbClusterResourceId>
      <LatestRestorableTime>2021-08-17T23:15:00Z</LatestRestorableTime>
      <Status>available</Status>
      <PreferredBackupWindow>22:02-22:32</PreferredBackupWindow>
      <DeletionProtection>false</DeletionProtection>
      <Endpoint>my-multi-az-cluster.cluster-123456789012.us-west-2.rds.amazonaws.com</
Endpoint>
      <EngineMode>provisioned</EngineMode>
      <Engine>mysql</Engine>
      <ReaderEndpoint>my-multi-az-cluster.cluster-ro-123456789012.us-
west-2.rds.amazonaws.com</ReaderEndpoint>
      <PubliclyAccessible>true</PubliclyAccessible>
      <IAMDatabaseAuthenticationEnabled>false</IAMDatabaseAuthenticationEnabled>
      <EarliestRestorableTime>2021-08-16T23:15:00Z</EarliestRestorableTime>
      <ClusterCreateTime>2021-08-10T23:02:10.460Z</ClusterCreateTime>
      <PerformanceInsightsEnabled>false</PerformanceInsightsEnabled>
      <MultiAZ>false</MultiAZ>
      <DomainMemberships />
      <StorageEncrypted>false</StorageEncrypted>
      <DBSubnetGroup>subnetgroup1</DBSubnetGroup>
      <VpcSecurityGroups>
        <VpcSecurityGroupMembership>
          <VpcSecurityGroupId>sg-6921cc28</VpcSecurityGroupId>
          <Status>active</Status>
        </VpcSecurityGroupMembership>
      </VpcSecurityGroups>
    </DBCluster>
  </DeleteDBClusterResult>
</DeleteDBClusterResponse>

```

```
<TagList />
<HostedZoneId>Z3GZ3VYA3PGHTQ</HostedZoneId>
<PreferredMaintenanceWindow>mon:23:02-mon:23:32</PreferredMaintenanceWindow>
<DBClusterParameterGroup>default.mysql8.0</DBClusterParameterGroup>
<StorageType>io1</StorageType>
<DBClusterInstanceClass>db.r6gd.xlarge</DBClusterInstanceClass>
<CopyTagsToSnapshot>>false</CopyTagsToSnapshot>
<AutoMinorVersionUpgrade>>true</AutoMinorVersionUpgrade>
<DBClusterArn>arn:aws:rds:us-west-2:123456789012:cluster:my-multi-az-cluster</
DBClusterArn>
</DBCluster>
</DeleteDBClusterResult>
<ResponseMetadata>
  <RequestId>08b84e67-7e89-4302-8563-642b34026159</RequestId>
</ResponseMetadata>
</DeleteDBClusterResponse>
```

## See Also

For more information about using this API in one of the language-specific AWS SDKs, see the following:

- [AWS Command Line Interface](#)
- [AWS SDK for .NET](#)
- [AWS SDK for C++](#)
- [AWS SDK for Go v2](#)
- [AWS SDK for Java V2](#)
- [AWS SDK for JavaScript V3](#)
- [AWS SDK for PHP V3](#)
- [AWS SDK for Python](#)
- [AWS SDK for Ruby V3](#)



# DeleteDBClusterAutomatedBackup

Deletes automated backups using the `DbClusterResourceId` value of the source DB cluster or the Amazon Resource Name (ARN) of the automated backups.

## Request Parameters

For information about the parameters that are common to all actions, see [Common Parameters](#).

### DbClusterResourceId

The identifier for the source DB cluster, which can't be changed and which is unique to an AWS Region.

Type: String

Required: Yes

## Response Elements

The following element is returned by the service.

### DBClusterAutomatedBackup

An automated backup of a DB cluster. It consists of system backups, transaction logs, and the database cluster properties that existed at the time you deleted the source cluster.

Type: [DBClusterAutomatedBackup](#) object

## Errors

For information about the errors that are common to all actions, see [Common Errors](#).

### DBClusterAutomatedBackupNotFoundFault

No automated backup for this DB cluster was found.

HTTP Status Code: 404

## InvalidDBClusterAutomatedBackupStateFault

The automated backup is in an invalid state. For example, this automated backup is associated with an active cluster.

HTTP Status Code: 400

## See Also

For more information about using this API in one of the language-specific AWS SDKs, see the following:

- [AWS Command Line Interface](#)
- [AWS SDK for .NET](#)
- [AWS SDK for C++](#)
- [AWS SDK for Go v2](#)
- [AWS SDK for Java V2](#)
- [AWS SDK for JavaScript V3](#)
- [AWS SDK for PHP V3](#)
- [AWS SDK for Python](#)
- [AWS SDK for Ruby V3](#)

# DeleteDBClusterEndpoint

Deletes a custom endpoint and removes it from an Amazon Aurora DB cluster.

## Note

This action only applies to Aurora DB clusters.

## Request Parameters

For information about the parameters that are common to all actions, see [Common Parameters](#).

### DBClusterEndpointIdentifier

The identifier associated with the custom endpoint. This parameter is stored as a lowercase string.

Type: String

Required: Yes

## Response Elements

The following elements are returned by the service.

### CustomEndpointType

The type associated with a custom endpoint. One of: READER, WRITER, ANY.

Type: String

### DBClusterEndpointArn

The Amazon Resource Name (ARN) for the endpoint.

Type: String

### DBClusterEndpointIdentifier

The identifier associated with the endpoint. This parameter is stored as a lowercase string.

Type: String

### **DBClusterEndpointResourceIdentifier**

A unique system-generated identifier for an endpoint. It remains the same for the whole life of the endpoint.

Type: String

### **DBClusterIdentifier**

The DB cluster identifier of the DB cluster associated with the endpoint. This parameter is stored as a lowercase string.

Type: String

### **Endpoint**

The DNS address of the endpoint.

Type: String

### **EndpointType**

The type of the endpoint. One of: `READER`, `WRITER`, `CUSTOM`.

Type: String

### **ExcludedMembers.member.N**

List of DB instance identifiers that aren't part of the custom endpoint group. All other eligible instances are reachable through the custom endpoint. Only relevant if the list of static members is empty.

Type: Array of strings

### **StaticMembers.member.N**

List of DB instance identifiers that are part of the custom endpoint group.

Type: Array of strings

### **Status**

The current status of the endpoint. One of: `creating`, `available`, `deleting`, `inactive`, `modifying`. The `inactive` state applies to an endpoint that can't be used for a certain kind of cluster, such as a `writer` endpoint for a read-only secondary cluster in a global database.

Type: String

## Errors

For information about the errors that are common to all actions, see [Common Errors](#).

### **DBClusterEndpointNotFoundFault**

The specified custom endpoint doesn't exist.

HTTP Status Code: 400

### **InvalidDBClusterEndpointStateFault**

The requested operation can't be performed on the endpoint while the endpoint is in this state.

HTTP Status Code: 400

### **InvalidDBClusterStateFault**

The requested operation can't be performed while the cluster is in this state.

HTTP Status Code: 400

## See Also

For more information about using this API in one of the language-specific AWS SDKs, see the following:

- [AWS Command Line Interface](#)
- [AWS SDK for .NET](#)
- [AWS SDK for C++](#)
- [AWS SDK for Go v2](#)
- [AWS SDK for Java V2](#)
- [AWS SDK for JavaScript V3](#)
- [AWS SDK for PHP V3](#)
- [AWS SDK for Python](#)
- [AWS SDK for Ruby V3](#)

# DeleteDBClusterParameterGroup

Deletes a specified DB cluster parameter group. The DB cluster parameter group to be deleted can't be associated with any DB clusters.

For more information on Amazon Aurora, see [What is Amazon Aurora?](#) in the *Amazon Aurora User Guide*.

For more information on Multi-AZ DB clusters, see [Multi-AZ DB cluster deployments](#) in the *Amazon RDS User Guide*.

## Request Parameters

For information about the parameters that are common to all actions, see [Common Parameters](#).

### DBClusterParameterGroupName

The name of the DB cluster parameter group.

Constraints:

- Must be the name of an existing DB cluster parameter group.
- You can't delete a default DB cluster parameter group.
- Can't be associated with any DB clusters.

Type: String

Required: Yes

## Errors

For information about the errors that are common to all actions, see [Common Errors](#).

### DBParameterGroupNotFound

DBParameterGroupName doesn't refer to an existing DB parameter group.

HTTP Status Code: 404

### InvalidDBParameterGroupState

The DB parameter group is in use or is in an invalid state. If you are attempting to delete the parameter group, you can't delete it when the parameter group is in this state.

HTTP Status Code: 400

## Examples

### Example

This example illustrates one usage of DeleteDBClusterParameterGroup.

### Sample Request

```
https://rds.us-west-2.amazonaws.com/  
  ?Action=DeleteDBClusterParameterGroup  
  &DBClusterParameterGroupName=sample-cluster-pg  
  &SignatureMethod=HmacSHA256  
  &SignatureVersion=4  
  &Version=2014-10-31  
  &X-Amz-Algorithm=AWS4-HMAC-SHA256  
  &X-Amz-Credential=AKIADQKE4SARGYLE/20160913/us-west-2/rds/aws4_request  
  &X-Amz-Date=20160913T172430Z  
  &X-Amz-SignedHeaders=content-type;host;user-agent;x-amz-content-sha256;x-amz-date  
  &X-Amz-Signature=3f54b5ee720c2644296e98a1c0393a9abd91bc0847dfe7dd9be02ede8fd95ae5
```

### Sample Response

```
<DeleteDBClusterParameterGroupResponse xmlns="http://rds.amazonaws.com/  
doc/2014-10-31/">  
  <ResponseMetadata>  
    <RequestId>ee0201e1-79d6-11e6-9b94-838991bd60c6</RequestId>  
  </ResponseMetadata>  
</DeleteDBClusterParameterGroupResponse>
```

## See Also

For more information about using this API in one of the language-specific AWS SDKs, see the following:

- [AWS Command Line Interface](#)
- [AWS SDK for .NET](#)
- [AWS SDK for C++](#)

- [AWS SDK for Go v2](#)
- [AWS SDK for Java V2](#)
- [AWS SDK for JavaScript V3](#)
- [AWS SDK for PHP V3](#)
- [AWS SDK for Python](#)
- [AWS SDK for Ruby V3](#)



# DeleteDBClusterSnapshot

Deletes a DB cluster snapshot. If the snapshot is being copied, the copy operation is terminated.

## Note

The DB cluster snapshot must be in the available state to be deleted.

For more information on Amazon Aurora, see [What is Amazon Aurora?](#) in the *Amazon Aurora User Guide*.

For more information on Multi-AZ DB clusters, see [Multi-AZ DB cluster deployments](#) in the *Amazon RDS User Guide*.

## Request Parameters

For information about the parameters that are common to all actions, see [Common Parameters](#).

### DBClusterSnapshotIdentifier

The identifier of the DB cluster snapshot to delete.

Constraints: Must be the name of an existing DB cluster snapshot in the available state.

Type: String

Required: Yes

## Response Elements

The following element is returned by the service.

### DBClusterSnapshot

Contains the details for an Amazon RDS DB cluster snapshot

This data type is used as a response element in the DescribeDBClusterSnapshots action.

Type: [DBClusterSnapshot](#) object

## Errors

For information about the errors that are common to all actions, see [Common Errors](#).

### DBClusterSnapshotNotFoundFault

`DBClusterSnapshotIdentifier` doesn't refer to an existing DB cluster snapshot.

HTTP Status Code: 404

### InvalidDBClusterSnapshotStateFault

The supplied value isn't a valid DB cluster snapshot state.

HTTP Status Code: 400

## Examples

### Example

This example illustrates one usage of `DeleteDBClusterSnapshot`.

### Sample Request

```
https://rds.us-east-1.amazonaws.com/  
  ?Action=DeleteDBClusterSnapshot  
  &DBClusterSnapshotIdentifier=sample-cluster-snapshot  
  &SignatureMethod=HmacSHA256  
  &SignatureVersion=4  
  &Version=2014-10-31  
  &X-Amz-Algorithm=AWS4-HMAC-SHA256  
  &X-Amz-Credential=AKIADQKE4SARGYLE/20150318/us-east-1/rds/aws4_request  
  &X-Amz-Date=20150318T215614Z  
  &X-Amz-SignedHeaders=content-type;host;user-agent;x-amz-content-sha256;x-amz-date  
  &X-Amz-Signature=7aaab0a295151051bc4723f5b1f7b6b535615b8db9256bd56993c4dc6df4c2c4
```

### Sample Response

```
<DeleteDBClusterSnapshotResponse xmlns="http://rds.amazonaws.com/doc/2014-10-31/">
```

```
<DeleteDBClusterSnapshotResult>
  <DBClusterSnapshot>
    <Port>0</Port>
    <Status>available</Status>
    <Engine>aurora</Engine>
    <SnapshotType>manual</SnapshotType>
    <LicenseModel>aurora</LicenseModel>
    <DBClusterSnapshotIdentifier>sample-cluster-snapshot</
DBClusterSnapshotIdentifier>
    <SnapshotCreateTime>2015-03-18T20:53:22.523Z</SnapshotCreateTime>
    <DBClusterIdentifier>sample-cluster</DBClusterIdentifier>
    <VpcId>vpc-3fabee54</VpcId>
    <ClusterCreateTime>2015-03-06T22:11:13.826Z</ClusterCreateTime>
    <PercentProgress>100</PercentProgress>
    <AllocatedStorage>1</AllocatedStorage>
    <MasterUsername>awsuser</MasterUsername>
  </DBClusterSnapshot>
</DeleteDBClusterSnapshotResult>
<ResponseMetadata>
  <RequestId>994ab08d-cdb9-2ce4-abf9-7528e6348483</RequestId>
</ResponseMetadata>
</DeleteDBClusterSnapshotResponse>
```

## See Also

For more information about using this API in one of the language-specific AWS SDKs, see the following:

- [AWS Command Line Interface](#)
- [AWS SDK for .NET](#)
- [AWS SDK for C++](#)
- [AWS SDK for Go v2](#)
- [AWS SDK for Java V2](#)
- [AWS SDK for JavaScript V3](#)
- [AWS SDK for PHP V3](#)
- [AWS SDK for Python](#)
- [AWS SDK for Ruby V3](#)

# DeleteDBInstance

Deletes a previously provisioned DB instance. When you delete a DB instance, all automated backups for that instance are deleted and can't be recovered. However, manual DB snapshots of the DB instance aren't deleted.

If you request a final DB snapshot, the status of the Amazon RDS DB instance is `deleting` until the DB snapshot is created. This operation can't be canceled or reverted after it begins. To monitor the status of this operation, use `DescribeDBInstance`.

When a DB instance is in a failure state and has a status of `failed`, `incompatible-restore`, or `incompatible-network`, you can only delete it when you skip creation of the final snapshot with the `SkipFinalSnapshot` parameter.

If the specified DB instance is part of an Amazon Aurora DB cluster, you can't delete the DB instance if both of the following conditions are true:

- The DB cluster is a read replica of another Amazon Aurora DB cluster.
- The DB instance is the only instance in the DB cluster.

To delete a DB instance in this case, first use the `PromoteReadReplicaDBCluster` operation to promote the DB cluster so that it's no longer a read replica. After the promotion completes, use the `DeleteDBInstance` operation to delete the final instance in the DB cluster.

## Important

For RDS Custom DB instances, deleting the DB instance permanently deletes the EC2 instance and the associated EBS volumes. Make sure that you don't terminate or delete these resources before you delete the DB instance. Otherwise, deleting the DB instance and creation of the final snapshot might fail.

## Request Parameters

For information about the parameters that are common to all actions, see [Common Parameters](#).

### DBInstanceIdentifier

The DB instance identifier for the DB instance to be deleted. This parameter isn't case-sensitive.

**Constraints:**

- Must match the name of an existing DB instance.

Type: String

Required: Yes

**DeleteAutomatedBackups**

Specifies whether to remove automated backups immediately after the DB instance is deleted. This parameter isn't case-sensitive. The default is to remove automated backups immediately after the DB instance is deleted.

Type: Boolean

Required: No

**FinalDBSnapshotIdentifier**

The `DBSnapshotIdentifier` of the new `DBSnapshot` created when the `SkipFinalSnapshot` parameter is disabled.

**Note**

If you enable this parameter and also enable `SkipFinalShapshot`, the command results in an error.

This setting doesn't apply to RDS Custom.

**Constraints:**

- Must be 1 to 255 letters or numbers.
- First character must be a letter.
- Can't end with a hyphen or contain two consecutive hyphens.
- Can't be specified when deleting a read replica.

Type: String

Required: No

## SkipFinalSnapshot

Specifies whether to skip the creation of a final DB snapshot before deleting the instance. If you enable this parameter, RDS doesn't create a DB snapshot. If you don't enable this parameter, RDS creates a DB snapshot before the DB instance is deleted. By default, skip isn't enabled, and the DB snapshot is created.

### Note

If you don't enable this parameter, you must specify the `FinalDBSnapshotIdentifier` parameter.

When a DB instance is in a failure state and has a status of `failed`, `incompatible-restore`, or `incompatible-network`, RDS can delete the instance only if you enable this parameter.

If you delete a read replica or an RDS Custom instance, you must enable this setting.

This setting is required for RDS Custom.

Type: Boolean

Required: No

## Response Elements

The following element is returned by the service.

### DBInstance

Contains the details of an Amazon RDS DB instance.

This data type is used as a response element in the operations `CreateDBInstance`, `CreateDBInstanceReadReplica`, `DeleteDBInstance`, `DescribeDBInstances`, `ModifyDBInstance`, `PromoteReadReplica`, `RebootDBInstance`, `RestoreDBInstanceFromDBSnapshot`, `RestoreDBInstanceFromS3`, `RestoreDBInstanceToPointInTime`, `StartDBInstance`, and `StopDBInstance`.

Type: [DBInstance](#) object

## Errors

For information about the errors that are common to all actions, see [Common Errors](#).

### **DBInstanceAutomatedBackupQuotaExceeded**

The quota for retained automated backups was exceeded. This prevents you from retaining any additional automated backups. The retained automated backups quota is the same as your DB instance quota.

HTTP Status Code: 400

### **DBInstanceNotFound**

`DBInstanceIdentifier` doesn't refer to an existing DB instance.

HTTP Status Code: 404

### **DBSnapshotAlreadyExists**

`DBSnapshotIdentifier` is already used by an existing snapshot.

HTTP Status Code: 400

### **InvalidDBClusterStateFault**

The requested operation can't be performed while the cluster is in this state.

HTTP Status Code: 400

### **InvalidDBInstanceState**

The DB instance isn't in a valid state.

HTTP Status Code: 400

### **SnapshotQuotaExceeded**

The request would result in the user exceeding the allowed number of DB snapshots.

HTTP Status Code: 400

## Examples

### Example

This example illustrates one usage of `DeleteDBInstance`.

## Sample Request

```
https://rds.us-east-1.amazonaws.com/
?Action=DeleteDBInstance
&DBInstanceIdentifier=mydatabase
&SignatureMethod=HmacSHA256
&SignatureVersion=4
&SkipFinalSnapshot=true
&Version=2014-10-31
&X-Amz-Algorithm=AWS4-HMAC-SHA256
&X-Amz-Credential=AKIADQKE4SARGYLE/20131109/us-east-1/rds/aws4_request
&X-Amz-Date=20131109T001924Z
&X-Amz-SignedHeaders=content-type;host;user-agent;x-amz-content-sha256;x-amz-date
&X-Amz-Signature=70e774e243c0fbb7ffe84029637005bf543e9e321cdf432c0b272be5687d32d8
```

## Sample Response

```
<DeleteDBInstanceResponse xmlns="http://rds.amazonaws.com/doc/2014-10-31/">
  <DeleteDBInstanceResult>
    <DBInstance>
      <BackupRetentionPeriod>7</BackupRetentionPeriod>
      <DBInstanceStatus>deleting</DBInstanceStatus>
      <MultiAZ>>false</MultiAZ>
      <VpcSecurityGroups/>
      <DBInstanceIdentifier>mydatabase</DBInstanceIdentifier>
      <PreferredBackupWindow>08:14-08:44</PreferredBackupWindow>
      <PreferredMaintenanceWindow>fri:04:50-fri:05:20</PreferredMaintenanceWindow>
      <AvailabilityZone>us-east-1a</AvailabilityZone>
      <ReadReplicaDBInstanceIdentifiers/>
      <LatestRestorableTime>2013-11-09T00:15:00Z</LatestRestorableTime>
      <Engine>mysql</Engine>
      <PendingModifiedValues/>
      <LicenseModel>general-public-license</LicenseModel>
      <EngineVersion>5.6.13</EngineVersion>
      <Endpoint>
        <Port>3306</Port>
        <Address>mydatabase.cf037hpkuvt.us-east-1.rds.amazonaws.com</Address>
      </Endpoint>
      <DBParameterGroups>
        <DBParameterGroup>
          <ParameterApplyStatus>in-sync</ParameterApplyStatus>
        </DBParameterGroup>
      </DBParameterGroups>
    </DBInstance>
  </DeleteDBInstanceResult>
</DeleteDBInstanceResponse>
```



```
<DBParameterGroupName>default.mysql5.6</DBParameterGroupName>
</DBParameterGroup>
</DBParameterGroups>
<OptionGroupMemberships>
  <OptionGroupMembership>
    <OptionGroupName>default:mysql-5-6</OptionGroupName>
    <Status>in-sync</Status>
  </OptionGroupMembership>
</OptionGroupMemberships>
<PubliclyAccessible>true</PubliclyAccessible>
<DBSecurityGroups>
  <DBSecurityGroup>
    <Status>active</Status>
    <DBSecurityGroupName>default</DBSecurityGroupName>
  </DBSecurityGroup>
</DBSecurityGroups>
<DBName>mysqldb</DBName>
<AutoMinorVersionUpgrade>true</AutoMinorVersionUpgrade>
<InstanceCreateTime>2011-04-28T23:33:54.909Z</InstanceCreateTime>
<AllocatedStorage>100</AllocatedStorage>
<MasterUsername>myawsuser</MasterUsername>
<DBInstanceClass>db.m1.medium</DBInstanceClass>
</DBInstance>
</DeleteDBInstanceResult>
<ResponseMetadata>
  <RequestId>7369556f-b70d-11c3-faca-6ba18376ea1b</RequestId>
</ResponseMetadata>
</DeleteDBInstanceResponse>
```

## See Also

For more information about using this API in one of the language-specific AWS SDKs, see the following:

- [AWS Command Line Interface](#)
- [AWS SDK for .NET](#)
- [AWS SDK for C++](#)
- [AWS SDK for Go v2](#)
- [AWS SDK for Java V2](#)
- [AWS SDK for JavaScript V3](#)

- [AWS SDK for PHP V3](#)
- [AWS SDK for Python](#)
- [AWS SDK for Ruby V3](#)

# DeleteDBInstanceAutomatedBackup

Deletes automated backups using the `DbiResourceId` value of the source DB instance or the Amazon Resource Name (ARN) of the automated backups.

## Request Parameters

For information about the parameters that are common to all actions, see [Common Parameters](#).

### DBInstanceAutomatedBackupsArn

The Amazon Resource Name (ARN) of the automated backups to delete, for example, `arn:aws:rds:us-east-1:123456789012:auto-backup:ab-L2IJCEXJP7XQ7H0J4SIEXAMPLE`.

This setting doesn't apply to RDS Custom.

Type: String

Required: No

### DbiResourceId

The identifier for the source DB instance, which can't be changed and which is unique to an AWS Region.

Type: String

Required: No

## Response Elements

The following element is returned by the service.

### DBInstanceAutomatedBackup

An automated backup of a DB instance. It consists of system backups, transaction logs, and the database instance properties that existed at the time you deleted the source instance.

Type: [DBInstanceAutomatedBackup](#) object

## Errors

For information about the errors that are common to all actions, see [Common Errors](#).

### **DBInstanceAutomatedBackupNotFound**

No automated backup for this DB instance was found.

HTTP Status Code: 404

### **InvalidDBInstanceAutomatedBackupState**

The automated backup is in an invalid state. For example, this automated backup is associated with an active instance.

HTTP Status Code: 400

## Examples

### Example

This example illustrates one usage of `DeleteDBInstanceAutomatedBackup`.

### Sample Request

```
https://rds.us-east-1.amazonaws.com/  
?Action=DeleteDBInstanceAutomatedBackup  
&DbiResourceId=db-YVS5NRBNHPGJZ3IT3WADXYSWYU  
&SignatureMethod=HmacSHA256  
&SignatureVersion=4  
&Version=2014-10-31  
&X-Amz-Algorithm=AWS4-HMAC-SHA256  
&X-Amz-Credential=AKIADQKE4SARGYLE/20140420/us-east-1/rds/aws4_request  
&X-Amz-Date=20180912T200207Z  
&X-Amz-SignedHeaders=content-type;host;user-agent;x-amz-content-sha256;x-amz-date
```

### Example

This example illustrates one usage of `DeleteDBInstanceAutomatedBackup`.

## Sample Response

```
<DeleteDBInstanceAutomatedBackupResponse xmlns="http://rds.amazonaws.com/doc/2014-10-31/">
  <DeleteDBInstanceAutomatedBackupResult>
    <DBInstanceAutomatedBackup>
      <EngineVersion>11.2.0.4.v13</EngineVersion>
      <MasterUsername>admin</MasterUsername>
      <AllocatedStorage>50</AllocatedStorage>
      <InstanceCreateTime>2018-08-17T21:58:30Z</InstanceCreateTime>
      <DbiResourceId>db-YVS5NRBNHPGJZ3IT3WADXYSWYU</DbiResourceId>
      <DBInstanceArn>arn:aws:rds:us-east-1:1234567890:db:mysql1</DBInstanceArn>
      <DBInstanceIdentifier>mysql1</DBInstanceIdentifier>
      <RestoreWindow/>
      <Encrypted>>false</Encrypted>
      <Engine>oracle-ee</Engine>
      <Port>1521</Port>
      <LicenseModel>bring-your-own-license</LicenseModel>
      <IAMDatabaseAuthenticationEnabled>>false</IAMDatabaseAuthenticationEnabled>
      <StorageType>magnetic</StorageType>
      <OptionGroupName>default:oracle-ee-11-2</OptionGroupName>
      <Region>us-east-1</Region>
      <Status>deleting</Status>
    </DBInstanceAutomatedBackup>
  </DeleteDBInstanceAutomatedBackupResult>
  <ResponseMetadata>
    <RequestId>d1b4b637-3663-49c9-95ef-65e4e2b8e848</RequestId>
  </ResponseMetadata>
</DeleteDBInstanceAutomatedBackupResponse>
```

## See Also

For more information about using this API in one of the language-specific AWS SDKs, see the following:

- [AWS Command Line Interface](#)
- [AWS SDK for .NET](#)
- [AWS SDK for C++](#)
- [AWS SDK for Go v2](#)

- [AWS SDK for Java V2](#)
- [AWS SDK for JavaScript V3](#)
- [AWS SDK for PHP V3](#)
- [AWS SDK for Python](#)
- [AWS SDK for Ruby V3](#)

# DeleteDBParameterGroup

Deletes a specified DB parameter group. The DB parameter group to be deleted can't be associated with any DB instances.

## Request Parameters

For information about the parameters that are common to all actions, see [Common Parameters](#).

### DBParameterGroupName

The name of the DB parameter group.

Constraints:

- Must be the name of an existing DB parameter group
- You can't delete a default DB parameter group
- Can't be associated with any DB instances

Type: String

Required: Yes

## Errors

For information about the errors that are common to all actions, see [Common Errors](#).

### DBParameterGroupNotFound

DBParameterGroupName doesn't refer to an existing DB parameter group.

HTTP Status Code: 404

### InvalidDBParameterGroupState

The DB parameter group is in use or is in an invalid state. If you are attempting to delete the parameter group, you can't delete it when the parameter group is in this state.

HTTP Status Code: 400

## Examples

### Example

This example illustrates one usage of DeleteDBParameterGroup.

### Sample Request

```
https://rds.us-east-1.amazonaws.com/
  ?Action=DeleteDBParameterGroup
  &DBParameterGroupName=mydbparamgroup3
  &SignatureMethod=HmacSHA256
  &SignatureVersion=4
  &Version=2014-10-31
  &X-Amz-Algorithm=AWS4-HMAC-SHA256
  &X-Amz-Credential=AKIADQKE4SARGYLE/20140423/us-east-1/rds/aws4_request
  &X-Amz-Date=20140423T203550Z
  &X-Amz-SignedHeaders=content-type;host;user-agent;x-amz-content-sha256;x-amz-date
  &X-Amz-Signature=7364d4d88b4200d14da46aac748781a6da08bc18c5fdc468ee18780e6f84b19e
```

### Sample Response

```
<DeleteDBParameterGroupResponse xmlns="http://rds.amazonaws.com/doc/2014-10-31/">
  <ResponseMetadata>
    <RequestId>cad6c267-ba25-11d3-fe11-33d33a9bb7e3</RequestId>
  </ResponseMetadata>
</DeleteDBParameterGroupResponse>
```

## See Also

For more information about using this API in one of the language-specific AWS SDKs, see the following:

- [AWS Command Line Interface](#)
- [AWS SDK for .NET](#)
- [AWS SDK for C++](#)
- [AWS SDK for Go v2](#)
- [AWS SDK for Java V2](#)



- [AWS SDK for JavaScript V3](#)
- [AWS SDK for PHP V3](#)
- [AWS SDK for Python](#)
- [AWS SDK for Ruby V3](#)

# DeleteDBProxy

Deletes an existing DB proxy.

## Request Parameters

For information about the parameters that are common to all actions, see [Common Parameters](#).

### DBProxyName

The name of the DB proxy to delete.

Type: String

Required: Yes

## Response Elements

The following element is returned by the service.

### DBProxy

The data structure representing the details of the DB proxy that you delete.

Type: [DBProxy](#) object

## Errors

For information about the errors that are common to all actions, see [Common Errors](#).

### DBProxyNotFoundFault

The specified proxy name doesn't correspond to a proxy owned by your AWS account in the specified AWS Region.

HTTP Status Code: 404

### InvalidDBProxyStateFault

The requested operation can't be performed while the proxy is in this state.

HTTP Status Code: 400

## See Also

For more information about using this API in one of the language-specific AWS SDKs, see the following:

- [AWS Command Line Interface](#)
- [AWS SDK for .NET](#)
- [AWS SDK for C++](#)
- [AWS SDK for Go v2](#)
- [AWS SDK for Java V2](#)
- [AWS SDK for JavaScript V3](#)
- [AWS SDK for PHP V3](#)
- [AWS SDK for Python](#)
- [AWS SDK for Ruby V3](#)

# DeleteDBProxyEndpoint

Deletes a DBProxyEndpoint. Doing so removes the ability to access the DB proxy using the endpoint that you defined. The endpoint that you delete might have provided capabilities such as read/write or read-only operations, or using a different VPC than the DB proxy's default VPC.

## Request Parameters

For information about the parameters that are common to all actions, see [Common Parameters](#).

### DBProxyEndpointName

The name of the DB proxy endpoint to delete.

Type: String

Length Constraints: Minimum length of 1. Maximum length of 63.

Pattern: `[a-zA-Z][a-zA-Z0-9]*(-[a-zA-Z0-9]+)*`

Required: Yes

## Response Elements

The following element is returned by the service.

### DBProxyEndpoint

The data structure representing the details of the DB proxy endpoint that you delete.

Type: [DBProxyEndpoint](#) object

## Errors

For information about the errors that are common to all actions, see [Common Errors](#).

### DBProxyEndpointNotFoundFault

The DB proxy endpoint doesn't exist.

HTTP Status Code: 404

## InvalidDBProxyEndpointStateFault

You can't perform this operation while the DB proxy endpoint is in a particular state.

HTTP Status Code: 400

## See Also

For more information about using this API in one of the language-specific AWS SDKs, see the following:

- [AWS Command Line Interface](#)
- [AWS SDK for .NET](#)
- [AWS SDK for C++](#)
- [AWS SDK for Go v2](#)
- [AWS SDK for Java V2](#)
- [AWS SDK for JavaScript V3](#)
- [AWS SDK for PHP V3](#)
- [AWS SDK for Python](#)
- [AWS SDK for Ruby V3](#)

# DeleteDBSecurityGroup

Deletes a DB security group.

The specified DB security group must not be associated with any DB instances.

## Note

EC2-Classic was retired on August 15, 2022. If you haven't migrated from EC2-Classic to a VPC, we recommend that you migrate as soon as possible. For more information, see [Migrate from EC2-Classic to a VPC](#) in the *Amazon EC2 User Guide*, the blog [EC2-Classic Networking is Retiring – Here's How to Prepare](#), and [Moving a DB instance not in a VPC into a VPC](#) in the *Amazon RDS User Guide*.

## Request Parameters

For information about the parameters that are common to all actions, see [Common Parameters](#).

### DBSecurityGroupName

The name of the DB security group to delete.

## Note

You can't delete the default DB security group.

Constraints:

- Must be 1 to 255 letters, numbers, or hyphens.
- First character must be a letter
- Can't end with a hyphen or contain two consecutive hyphens
- Must not be "Default"

Type: String

Required: Yes

## Errors

For information about the errors that are common to all actions, see [Common Errors](#).

### DBSecurityGroupNotFound

DBSecurityGroupName doesn't refer to an existing DB security group.

HTTP Status Code: 404

### InvalidDBSecurityGroupState

The state of the DB security group doesn't allow deletion.

HTTP Status Code: 400

## Examples

### Example

This example illustrates one usage of DeleteDBSecurityGroup.

### Sample Request

```
https://rds.us-east-1.amazonaws.com/  
  ?Action=DeleteDBSecurityGroup  
  &DBSecurityGroupName=mydbsecuritygroup  
  &SignatureMethod=HmacSHA256  
  &SignatureVersion=4  
  &Version=2014-10-31  
  &X-Amz-Algorithm=AWS4-HMAC-SHA256  
  &X-Amz-Credential=AKIADQKE4SARGYLE/20140423/us-east-1/rds/aws4_request  
  &X-Amz-Date=20140423T203336Z  
  &X-Amz-SignedHeaders=content-type;host;user-agent;x-amz-content-sha256;x-amz-date  
  &X-Amz-Signature=873c15061fe60b9db8ea63137e5af82b157019696fc3e9764ef2abd9d71c640a
```

### Sample Response

```
<DeleteDBSecurityGroupResponse xmlns="http://rds.amazonaws.com/doc/2014-10-31/">  
  <ResponseMetadata>
```

```
<RequestId>7aec7454-ba25-11d3-855b-576787000e19</RequestId>
</ResponseMetadata>
</DeleteDBSecurityGroupResponse>
```

## See Also

For more information about using this API in one of the language-specific AWS SDKs, see the following:

- [AWS Command Line Interface](#)
- [AWS SDK for .NET](#)
- [AWS SDK for C++](#)
- [AWS SDK for Go v2](#)
- [AWS SDK for Java V2](#)
- [AWS SDK for JavaScript V3](#)
- [AWS SDK for PHP V3](#)
- [AWS SDK for Python](#)
- [AWS SDK for Ruby V3](#)



# DeleteDBShardGroup

Deletes an Aurora Limitless Database DB shard group.

## Request Parameters

For information about the parameters that are common to all actions, see [Common Parameters](#).

### DBShardGroupIdentifier

The name of the DB shard group to delete.

Type: String

Length Constraints: Minimum length of 1. Maximum length of 63.

Pattern: `[a-zA-Z][a-zA-Z0-9]*(-[a-zA-Z0-9]+)*`

Required: Yes

## Response Elements

The following elements are returned by the service.

### ComputeRedundancy

Specifies whether to create standby instances for the DB shard group. Valid values are the following:

- 0 - Creates a single, primary DB instance for each physical shard. This is the default value, and the only one supported for the preview.
- 1 - Creates a primary DB instance and a standby instance in a different Availability Zone (AZ) for each physical shard.
- 2 - Creates a primary DB instance and two standby instances in different AZs for each physical shard.

Type: Integer

### DBClusterIdentifier

The name of the primary DB cluster for the DB shard group.

Type: String

### **DBShardGroupIdentifier**

The name of the DB shard group.

Type: String

Length Constraints: Minimum length of 1. Maximum length of 63.

Pattern: `[a-zA-Z][a-zA-Z0-9]*(-[a-zA-Z0-9]+)*`

### **DBShardGroupResourceId**

The AWS Region-unique, immutable identifier for the DB shard group.

Type: String

### **Endpoint**

The connection endpoint for the DB shard group.

Type: String

### **MaxACU**

The maximum capacity of the DB shard group in Aurora capacity units (ACUs).

Type: Double

### **PubliclyAccessible**

Indicates whether the DB shard group is publicly accessible.

When the DB shard group is publicly accessible, its Domain Name System (DNS) endpoint resolves to the private IP address from within the DB shard group's virtual private cloud (VPC). It resolves to the public IP address from outside of the DB shard group's VPC. Access to the DB shard group is ultimately controlled by the security group it uses. That public access isn't permitted if the security group assigned to the DB shard group doesn't permit it.

When the DB shard group isn't publicly accessible, it is an internal DB shard group with a DNS name that resolves to a private IP address.

For more information, see [CreateDBShardGroup](#).

This setting is only for Aurora Limitless Database.

Type: Boolean

## Status

The status of the DB shard group.

Type: String

## Errors

For information about the errors that are common to all actions, see [Common Errors](#).

### **DBShardGroupNotFound**

The specified DB shard group name wasn't found.

HTTP Status Code: 404

### **InvalidDBClusterStateFault**

The requested operation can't be performed while the cluster is in this state.

HTTP Status Code: 400

### **InvalidDBShardGroupState**

The DB shard group must be in the available state.

HTTP Status Code: 400

## See Also

For more information about using this API in one of the language-specific AWS SDKs, see the following:

- [AWS Command Line Interface](#)
- [AWS SDK for .NET](#)
- [AWS SDK for C++](#)
- [AWS SDK for Go v2](#)
- [AWS SDK for Java V2](#)
- [AWS SDK for JavaScript V3](#)

- [AWS SDK for PHP V3](#)
- [AWS SDK for Python](#)
- [AWS SDK for Ruby V3](#)

# DeleteDBSnapshot

Deletes a DB snapshot. If the snapshot is being copied, the copy operation is terminated.

## Note

The DB snapshot must be in the available state to be deleted.

## Request Parameters

For information about the parameters that are common to all actions, see [Common Parameters](#).

### DBSnapshotIdentifier

The DB snapshot identifier.

Constraints: Must be the name of an existing DB snapshot in the available state.

Type: String

Required: Yes

## Response Elements

The following element is returned by the service.

### DBSnapshot

Contains the details of an Amazon RDS DB snapshot.

This data type is used as a response element in the DescribeDBSnapshots action.

Type: [DBSnapshot](#) object

## Errors

For information about the errors that are common to all actions, see [Common Errors](#).

## DBSnapshotNotFound

DBSnapshotIdentifier doesn't refer to an existing DB snapshot.

HTTP Status Code: 404

## InvalidDBSnapshotState

The state of the DB snapshot doesn't allow deletion.

HTTP Status Code: 400

## Examples

### Example

This example illustrates one usage of DeleteDBSnapshot.

### Sample Request

```
https://rds.us-east-1.amazonaws.com/  
  ?Action=DeleteDBSnapshot  
  &DBSnapshotIdentifier=mysqldb-snap-02  
  &SignatureMethod=HmacSHA256  
  &SignatureVersion=4  
  &Version=2014-10-31  
  &X-Amz-Algorithm=AWS4-HMAC-SHA256  
  &X-Amz-Credential=AKIADQKE4SARGYLE/20210623/us-east-1/rds/aws4_request  
  &X-Amz-Date=20210623T203337Z  
  &X-Amz-SignedHeaders=content-type;host;user-agent;x-amz-content-sha256;x-amz-date  
  &X-Amz-Signature=619f04acffeb4b80d2f442526b1c9da79d0b3097151c24f28e83e851d6541414
```

### Sample Response

```
<DeleteDBSnapshotResponse xmlns="http://rds.amazonaws.com/doc/2014-10-31/">  
  <DeleteDBSnapshotResult>  
    <DBSnapshot>  
      <Port>3306</Port>  
      <OptionGroupName>default:mysql-5-6</OptionGroupName>  
      <Status>deleted</Status>
```

```
<Engine>mysql</Engine>
<SnapshotType>manual</SnapshotType>
<LicenseModel>general-public-license</LicenseModel>
<DBInstanceIdentifier>mysqlpdb</DBInstanceIdentifier>
<EngineVersion>5.6.44</EngineVersion>
<DBSnapshotIdentifier>mysqlpdb-snap-02</DBSnapshotIdentifier>
<SnapshotCreateTime>2021-04-27T08:16:05.356Z</SnapshotCreateTime>
<OriginalSnapshotCreateTime>2021-04-27T08:16:05.356Z</OriginalSnapshotCreateTime>

<AvailabilityZone>us-east-1a</AvailabilityZone>
<InstanceCreateTime>2021-04-21T22:24:26.573Z</InstanceCreateTime>
<PercentProgress>100</PercentProgress>
<AllocatedStorage>100</AllocatedStorage>
<MasterUsername>myawsuser</MasterUsername>
</DBSnapshot>
</DeleteDBSnapshotResult>
<ResponseMetadata>
  <RequestId>7b17b2b1-ba25-11d3-a537-cef97546330c</RequestId>
</ResponseMetadata>
</DeleteDBSnapshotResponse>
```

## See Also

For more information about using this API in one of the language-specific AWS SDKs, see the following:

- [AWS Command Line Interface](#)
- [AWS SDK for .NET](#)
- [AWS SDK for C++](#)
- [AWS SDK for Go v2](#)
- [AWS SDK for Java V2](#)
- [AWS SDK for JavaScript V3](#)
- [AWS SDK for PHP V3](#)
- [AWS SDK for Python](#)
- [AWS SDK for Ruby V3](#)

# DeleteDBSubnetGroup

Deletes a DB subnet group.

## Note

The specified database subnet group must not be associated with any DB instances.

## Request Parameters

For information about the parameters that are common to all actions, see [Common Parameters](#).

### DBSubnetGroupName

The name of the database subnet group to delete.

## Note

You can't delete the default subnet group.

Constraints: Must match the name of an existing DBSubnetGroup. Must not be default.

Example: mydbsubnetgroup

Type: String

Required: Yes

## Errors

For information about the errors that are common to all actions, see [Common Errors](#).

### DBSubnetGroupNotFoundFault

DBSubnetGroupName doesn't refer to an existing DB subnet group.

HTTP Status Code: 404



## InvalidDBSubnetGroupStateFault

The DB subnet group cannot be deleted because it's in use.

HTTP Status Code: 400

## InvalidDBSubnetStateFault

The DB subnet isn't in the *available* state.

HTTP Status Code: 400

## Examples

### Example

This example illustrates one usage of `DeleteDBSubnetGroup`.

### Sample Request

```
https://rds.us-east-1.amazonaws.com/  
  ?Action=DeleteDBSubnetGroup  
  &DBSubnetGroupName=myawsuser-dbsubnetgroup  
  &SignatureMethod=HmacSHA256  
  &SignatureVersion=4  
  &Version=2014-10-31  
  &X-Amz-Algorithm=AWS4-HMAC-SHA256  
  &X-Amz-Credential=AKIADQKE4SARGYLE/20140425/us-east-1/rds/aws4_request  
  &X-Amz-Date=20140425T180721Z  
  &X-Amz-SignedHeaders=content-type;host;user-agent;x-amz-content-sha256;x-amz-date  
  &X-Amz-Signature=0f461da21ec03527fdc98acba8a11c36863a399065f9b4ff891ab7cb5e70de74
```

### Sample Response

```
<DeleteDBSubnetGroupResponse xmlns="http://rds.amazonaws.com/doc/2014-10-31/">  
  <ResponseMetadata>  
    <RequestId>6295e5ab-bbf3-11d3-f4c6-37db295f7674</RequestId>  
  </ResponseMetadata>  
</DeleteDBSubnetGroupResponse>
```

## See Also

For more information about using this API in one of the language-specific AWS SDKs, see the following:

- [AWS Command Line Interface](#)
- [AWS SDK for .NET](#)
- [AWS SDK for C++](#)
- [AWS SDK for Go v2](#)
- [AWS SDK for Java V2](#)
- [AWS SDK for JavaScript V3](#)
- [AWS SDK for PHP V3](#)
- [AWS SDK for Python](#)
- [AWS SDK for Ruby V3](#)

# DeleteEventSubscription

Deletes an RDS event notification subscription.

## Request Parameters

For information about the parameters that are common to all actions, see [Common Parameters](#).

### SubscriptionName

The name of the RDS event notification subscription you want to delete.

Type: String

Required: Yes

## Response Elements

The following element is returned by the service.

### EventSubscription

Contains the results of a successful invocation of the DescribeEventSubscriptions action.

Type: [EventSubscription](#) object

## Errors

For information about the errors that are common to all actions, see [Common Errors](#).

### InvalidEventSubscriptionState

This error can occur if someone else is modifying a subscription. You should retry the action.

HTTP Status Code: 400

### SubscriptionNotFound

The subscription name does not exist.

HTTP Status Code: 404

# Examples

## Example

This example illustrates one usage of DeleteEventSubscription.

### Sample Request

```
https://rds.us-east-1.amazonaws.com/  
  ?Action=DeleteEventSubscription  
  &SignatureMethod=HmacSHA256  
  &SignatureVersion=4  
  &SubscriptionName=EventSubscription04  
  &Version=2014-10-31  
  &X-Amz-Algorithm=AWS4-HMAC-SHA256  
  &X-Amz-Credential=AKIADQKE4SARGYLE/20140423/us-east-1/rds/aws4_request  
  &X-Amz-Date=20140423T203337Z  
  &X-Amz-SignedHeaders=content-type;host;user-agent;x-amz-content-sha256;x-amz-date  
  &X-Amz-Signature=05aa834e364a9e1a279d44cc955694518fc96fff638c74faa2be45783102e785
```

### Sample Response

```
<DeleteEventSubscriptionResponse xmlns="http://rds.amazonaws.com/doc/2014-10-31/">  
  <DeleteEventSubscriptionResult>  
    <EventSubscription>  
      <Enabled>true</Enabled>  
      <CustomerAwsId>803#####</CustomerAwsId>  
      <SourceType>db-instance</SourceType>  
      <Status>deleting</Status>  
      <SourceIdsList>  
        <SourceId>mysqldb</SourceId>  
      </SourceIdsList>  
      <SubscriptionCreationTime>2014-04-22 23:03:19.776</SubscriptionCreationTime>  
      <CustSubscriptionId>EventSubscription04</CustSubscriptionId>  
      <SnsTopicArn>arn:aws:sns:us-east-1:803#####:myawsuser-RDS</SnsTopicArn>  
    </EventSubscription>  
  </DeleteEventSubscriptionResult>  
  <ResponseMetadata>  
    <RequestId>7b4cf02a-ba25-11d3-a691-857dc0addcc9</RequestId>  
  </ResponseMetadata>  
</DeleteEventSubscriptionResponse>
```

```
</DeleteEventSubscriptionResponse>
```

## See Also

For more information about using this API in one of the language-specific AWS SDKs, see the following:

- [AWS Command Line Interface](#)
- [AWS SDK for .NET](#)
- [AWS SDK for C++](#)
- [AWS SDK for Go v2](#)
- [AWS SDK for Java V2](#)
- [AWS SDK for JavaScript V3](#)
- [AWS SDK for PHP V3](#)
- [AWS SDK for Python](#)
- [AWS SDK for Ruby V3](#)

# DeleteGlobalCluster

Deletes a global database cluster. The primary and secondary clusters must already be detached or destroyed first.

## Note

This action only applies to Aurora DB clusters.

## Request Parameters

For information about the parameters that are common to all actions, see [Common Parameters](#).

### GlobalClusterIdentifier

The cluster identifier of the global database cluster being deleted.

Type: String

Required: Yes

## Response Elements

The following element is returned by the service.

### GlobalCluster

A data type representing an Aurora global database.

Type: [GlobalCluster](#) object

## Errors

For information about the errors that are common to all actions, see [Common Errors](#).

### GlobalClusterNotFoundFault

The `GlobalClusterIdentifier` doesn't refer to an existing global database cluster.

HTTP Status Code: 404

## **InvalidGlobalClusterStateFault**

The global cluster is in an invalid state and can't perform the requested operation.

HTTP Status Code: 400

## **See Also**

For more information about using this API in one of the language-specific AWS SDKs, see the following:

- [AWS Command Line Interface](#)
- [AWS SDK for .NET](#)
- [AWS SDK for C++](#)
- [AWS SDK for Go v2](#)
- [AWS SDK for Java V2](#)
- [AWS SDK for JavaScript V3](#)
- [AWS SDK for PHP V3](#)
- [AWS SDK for Python](#)
- [AWS SDK for Ruby V3](#)

# DeleteIntegration

Deletes a zero-ETL integration with Amazon Redshift.

## Request Parameters

For information about the parameters that are common to all actions, see [Common Parameters](#).

### IntegrationIdentifier

The unique identifier of the integration.

Type: String

Length Constraints: Minimum length of 1. Maximum length of 255.

Pattern: `[a-zA-Z0-9_:\-\/]+`

Required: Yes

## Response Elements

The following elements are returned by the service.

**AdditionalEncryptionContext** , AdditionalEncryptionContext.entry.N.key (key),  
AdditionalEncryptionContext.entry.N.value (value)

The encryption context for the integration. For more information, see [Encryption context](#) in the *AWS Key Management Service Developer Guide*.

Type: String to string map

### CreateTime

The time when the integration was created, in Universal Coordinated Time (UTC).

Type: Timestamp

### DataFilter

Data filters for the integration. These filters determine which tables from the source database are sent to the target Amazon Redshift data warehouse.

Type: String



Length Constraints: Minimum length of 1. Maximum length of 25600.

Pattern: `[a-zA-Z0-9_ "\\\-$,*. :?+\\/*]`

### Description

A description of the integration.

Type: String

Length Constraints: Minimum length of 0. Maximum length of 1000.

Pattern: `.*`

### Errors.IntegrationError.N

Any errors associated with the integration.

Type: Array of [IntegrationError](#) objects

### IntegrationArn

The ARN of the integration.

Type: String

Length Constraints: Minimum length of 1. Maximum length of 255.

Pattern: `arn:aws[a-z\-*]:rds(-[a-z]*)?:[a-z0-9\-*]:[0-9]*:integration:[0-9a-f]{8}-[0-9a-f]{4}-[0-9a-f]{4}-[0-9a-f]{4}-[0-9a-f]{12}`

### IntegrationName

The name of the integration.

Type: String

Length Constraints: Minimum length of 1. Maximum length of 63.

Pattern: `[a-zA-Z][a-zA-Z0-9]*(-[a-zA-Z0-9]+)*`

### KMSKeyId

The AWS Key Management System (AWS KMS) key identifier for the key used to to encrypt the integration.

Type: String

## SourceArn

The Amazon Resource Name (ARN) of the database used as the source for replication.

Type: String

Length Constraints: Minimum length of 1. Maximum length of 255.

Pattern: `arn:aws[a-z\-*]:rds(-[a-z]*)?:[a-z0-9\-*]:[0-9]*:(cluster|db):[a-z][a-z0-9]*(-[a-z0-9]+)*`

## Status

The current status of the integration.

Type: String

Valid Values: `creating` | `active` | `modifying` | `failed` | `deleting` | `syncing` | `needs_attention`

## Tags.Tag.N

A list of tags. For more information, see [Tagging Amazon RDS Resources](#) in the *Amazon RDS User Guide*.

Type: Array of [Tag](#) objects

## TargetArn

The ARN of the Redshift data warehouse used as the target for replication.

Type: String

Length Constraints: Minimum length of 20. Maximum length of 2048.

## Errors

For information about the errors that are common to all actions, see [Common Errors](#).

## IntegrationConflictOperationFault

A conflicting conditional operation is currently in progress against this resource. Typically occurs when there are multiple requests being made to the same resource at the same time, and these requests conflict with each other.

HTTP Status Code: 400

### **IntegrationNotFoundFault**

The specified integration could not be found.

HTTP Status Code: 404

### **InvalidIntegrationStateFault**

The integration is in an invalid state and can't perform the requested operation.

HTTP Status Code: 400

## **Examples**

### **Example**

This example illustrates one usage of DeleteIntegration.

### **Sample Request**

```
https://rds.us-east-1.amazonaws.com/  
  ?Action=DeleteIntegration  
  &IntegrationIdentifier=f30acbd8-aaab-4c3c-afb5-09d51d041037  
  &SignatureMethod=HmacSHA256  
  &SignatureVersion=4  
  &Version=2014-10-31  
  &X-Amz-Credential=AKIADQKE4SARGYLE/20141031/us-east-1/rds/aws4_request  
  &X-Amz-Date=20230110T191150Z  
  &X-Amz-SignedHeaders=content-type;host;user-agent;x-amz-date  
  &X-Amz-Signature=8a684aebe6d5219bb3572316a341963324d6ef339bd0dcfa5854f1a01d401214
```

### **Sample Response**

```
<DeleteIntegrationResponse xmlns="http://rds.amazonaws.com/doc/2014-10-31/">  
  <DeleteIntegrationResult>  
    <SourceArn>arn:aws:rds:us-east-1:123456789012:cluster:source-db</SourceArn>  
    <IntegrationName>my-integration</IntegrationName>  
    <IntegrationArn>arn:aws:rds:us-east-1:123456789012:integration:f30acbd8-  
aaab-4c3c-afb5-09d51d041037</IntegrationArn>  
    <TargetArn>arn:aws:redshift-serverless:us-  
east-1:123456789012:namespace/0844171c-1e01-4d9f-be52-89e6c44083e5</TargetArn>
```

```
<Tags/>
  <CreateTime>2023-12-14T00:15:21.358Z</CreateTime>
  <KMSKeyId>arn:aws:kms:us-east-1:211223847500:key/eda7134d-cd39-4af1-b62b-
ad2415b6bcc</KMSKeyId>
  <Status>deleting</Status>
</DeleteIntegrationResult>
<ResponseMetadata>
  <RequestId>eb348bf0-a8f3-40e8-9e59-6c5c5ed31371</RequestId>
</ResponseMetadata>
</DeleteIntegrationResponse>
```

## See Also

For more information about using this API in one of the language-specific AWS SDKs, see the following:

- [AWS Command Line Interface](#)
- [AWS SDK for .NET](#)
- [AWS SDK for C++](#)
- [AWS SDK for Go v2](#)
- [AWS SDK for Java V2](#)
- [AWS SDK for JavaScript V3](#)
- [AWS SDK for PHP V3](#)
- [AWS SDK for Python](#)
- [AWS SDK for Ruby V3](#)

# DeleteOptionGroup


Deletes an existing option group.

## Request Parameters

For information about the parameters that are common to all actions, see [Common Parameters](#).

### OptionGroupName

The name of the option group to be deleted.

 **Note**

You can't delete default option groups.

Type: String

Required: Yes

## Errors

For information about the errors that are common to all actions, see [Common Errors](#).

### InvalidOptionGroupStateFault

The option group isn't in the *available* state.

HTTP Status Code: 400

### OptionGroupNotFoundFault

The specified option group could not be found.

HTTP Status Code: 404

## Examples

### Example

This example illustrates one usage of DeleteOptionGroup.

## Sample Request

```
https://rds.us-east-1.amazonaws.com/
  ?Action=DeleteOptionGroup
  &OptionGroupName=myawsuser-og00
  &SignatureMethod=HmacSHA256
  &SignatureVersion=4
  &Version=2014-10-31
  &X-Amz-Algorithm=AWS4-HMAC-SHA256
  &X-Amz-Credential=AKIADQKE4SARGYLE/20140425/us-east-1/rds/aws4_request
  &X-Amz-Date=20140425T181205Z
  &X-Amz-SignedHeaders=content-type;host;user-agent;x-amz-content-sha256;x-amz-date
  &X-Amz-Signature=8a684aebe6d5219bb3572316a341963324d6ef339bd0dcfa5854f1a01d401214
```

## Sample Response

```
<DeleteOptionGroupResponse xmlns="http://rds.amazonaws.com/doc/2014-10-31/">
  <ResponseMetadata>
    <RequestId>0ac9cda2-bbf4-11d3-f92b-31fa5e8dbc99</RequestId>
  </ResponseMetadata>
</DeleteOptionGroupResponse>
```

## See Also

For more information about using this API in one of the language-specific AWS SDKs, see the following:

- [AWS Command Line Interface](#)
- [AWS SDK for .NET](#)
- [AWS SDK for C++](#)
- [AWS SDK for Go v2](#)
- [AWS SDK for Java V2](#)
- [AWS SDK for JavaScript V3](#)
- [AWS SDK for PHP V3](#)
- [AWS SDK for Python](#)
- [AWS SDK for Ruby V3](#)



# DeleteTenantDatabase

Deletes a tenant database from your DB instance. This command only applies to RDS for Oracle container database (CDB) instances.

You can't delete a tenant database when it is the only tenant in the DB instance.

## Request Parameters

For information about the parameters that are common to all actions, see [Common Parameters](#).

### DBInstanceIdentifier

The user-supplied identifier for the DB instance that contains the tenant database that you want to delete.

Type: String

Required: Yes

### TenantDBName

The user-supplied name of the tenant database that you want to remove from your DB instance. Amazon RDS deletes the tenant database with this name. This parameter isn't case-sensitive.

Type: String

Required: Yes

### FinalDBSnapshotIdentifier

The `DBSnapshotIdentifier` of the new DBSnapshot created when the `SkipFinalSnapshot` parameter is disabled.

#### Note

If you enable this parameter and also enable `SkipFinalShapshot`, the command results in an error.

Type: String



Required: No

### **SkipFinalSnapshot**

Specifies whether to skip the creation of a final DB snapshot before removing the tenant database from your DB instance. If you enable this parameter, RDS doesn't create a DB snapshot. If you don't enable this parameter, RDS creates a DB snapshot before it deletes the tenant database. By default, RDS doesn't skip the final snapshot. If you don't enable this parameter, you must specify the `FinalDBSnapshotIdentifier` parameter.

Type: Boolean

Required: No

## **Response Elements**

The following element is returned by the service.

### **TenantDatabase**

A tenant database in the DB instance. This data type is an element in the response to the `DescribeTenantDatabases` action.

Type: [TenantDatabase](#) object

## **Errors**

For information about the errors that are common to all actions, see [Common Errors](#).

### **DBInstanceNotFound**

`DBInstanceIdentifier` doesn't refer to an existing DB instance.

HTTP Status Code: 404

### **InvalidDBInstanceState**

The DB instance isn't in a valid state.

HTTP Status Code: 400

### **TenantDatabaseNotFound**

The specified tenant database wasn't found in the DB instance.

## HTTP Status Code: 404

### See Also

For more information about using this API in one of the language-specific AWS SDKs, see the following:

- [AWS Command Line Interface](#)
- [AWS SDK for .NET](#)
- [AWS SDK for C++](#)
- [AWS SDK for Go v2](#)
- [AWS SDK for Java V2](#)
- [AWS SDK for JavaScript V3](#)
- [AWS SDK for PHP V3](#)
- [AWS SDK for Python](#)
- [AWS SDK for Ruby V3](#)

# DeregisterDBProxyTargets

Remove the association between one or more DBProxyTarget data structures and a DBProxyTargetGroup.

## Request Parameters

For information about the parameters that are common to all actions, see [Common Parameters](#).

### DBProxyName

The identifier of the DBProxy that is associated with the DBProxyTargetGroup.

Type: String

Required: Yes

### DBClusterIdentifiers.member.N

One or more DB cluster identifiers.

Type: Array of strings

Required: No

### DBInstanceIdentifiers.member.N

One or more DB instance identifiers.

Type: Array of strings

Required: No

### TargetGroupName

The identifier of the DBProxyTargetGroup.

Type: String

Required: No

## Errors

For information about the errors that are common to all actions, see [Common Errors](#).

## **DBProxyNotFoundFault**

The specified proxy name doesn't correspond to a proxy owned by your AWS account in the specified AWS Region.

HTTP Status Code: 404

## **DBProxyTargetGroupNotFoundFault**

The specified target group isn't available for a proxy owned by your AWS account in the specified AWS Region.

HTTP Status Code: 404

## **DBProxyTargetNotFoundFault**

The specified RDS DB instance or Aurora DB cluster isn't available for a proxy owned by your AWS account in the specified AWS Region.

HTTP Status Code: 404

## **InvalidDBProxyStateFault**

The requested operation can't be performed while the proxy is in this state.

HTTP Status Code: 400

## **See Also**

For more information about using this API in one of the language-specific AWS SDKs, see the following:

- [AWS Command Line Interface](#)
- [AWS SDK for .NET](#)
- [AWS SDK for C++](#)
- [AWS SDK for Go v2](#)
- [AWS SDK for Java V2](#)
- [AWS SDK for JavaScript V3](#)
- [AWS SDK for PHP V3](#)
- [AWS SDK for Python](#)

- [AWS SDK for Ruby V3](#)

# DescribeAccountAttributes

Lists all of the attributes for a customer account. The attributes include Amazon RDS quotas for the account, such as the number of DB instances allowed. The description for a quota includes the quota name, current usage toward that quota, and the quota's maximum value.

This command doesn't take any parameters.

## Response Elements

The following element is returned by the service.

### AccountQuotas.AccountQuota.N

A list of AccountQuota objects. Within this list, each quota has a name, a count of usage toward the quota maximum, and a maximum value for the quota.

Type: Array of [AccountQuota](#) objects

## Errors

For information about the errors that are common to all actions, see [Common Errors](#).

## Examples

### Example

This example illustrates one usage of DescribeAccountAttributes.

### Sample Request

```
https://rds.us-east-1.amazonaws.com/  
  ?Action=DescribeAccountAttributes  
  &SignatureMethod=HmacSHA256  
  &SignatureVersion=4  
  &Version=2014-10-31  
  &X-Amz-Algorithm=AWS4-HMAC-SHA256  
  &X-Amz-Credential=AKIADQKE4SARGYLE/20141216/us-west-2/rds/aws4_request  
  &X-Amz-Date=20141216T192233Z  
  &X-Amz-SignedHeaders=content-type;host;user-agent;x-amz-content-sha256;x-amz-  
date
```

```
&X-Amz-  
Signature=b49545dd3c933bddd80655d433d84bf743261ea1bebb33a7922c5c2c5240cd8
```

## Sample Response

```
<DescribeAccountAttributesResponse xmlns="http://rds.amazonaws.com/doc/2014-10-31/">  
  <DescribeAccountAttributesResult>  
    <AccountQuotaList>  
      <AccountQuota>  
        <AccountQuotaName>DBInstances</AccountQuotaName>  
        <Used>22</Used>  
        <Max>40</Max>  
      </AccountQuota>  
      <AccountQuota>  
        <AccountQuotaName>ReservedDBInstances</AccountQuotaName>  
        <Used>6</Used>  
        <Max>40</Max>  
      </AccountQuota>  
      <AccountQuota>  
        <AccountQuotaName>AllocatedStorage</AccountQuotaName>  
        <Used>27459</Used>  
        <Max>100000</Max>  
      </AccountQuota>  
      <AccountQuota>  
        <AccountQuotaName>DBSecurityGroupsPerVPC</AccountQuotaName>  
        <Used>11</Used>  
        <Max>25</Max>  
      </AccountQuota>  
      <AccountQuota>  
        <AccountQuotaName>AuthorizationsPerDBSecurityGroup</AccountQuotaName>  
        <Used>10</Used>  
        <Max>20</Max>  
      </AccountQuota>  
      <AccountQuota>  
        <AccountQuotaName>DBParameterGroups</AccountQuotaName>  
        <Used>40</Used>  
        <Max>50</Max>  
      </AccountQuota>  
      <AccountQuota>  
        <AccountQuotaName>ManualSnapshots</AccountQuotaName>  
        <Used>32</Used>  
        <Max>50</Max>
```

```
</AccountQuota>
<AccountQuota>
  <AccountQuotaName>EventSubscriptions</AccountQuotaName>
  <Used>3</Used>
  <Max>20</Max>
</AccountQuota>
<AccountQuota>
  <AccountQuotaName>DBSubnetGroups</AccountQuotaName>
  <Used>19</Used>
  <Max>20</Max>
</AccountQuota>
<AccountQuota>
  <AccountQuotaName>OptionGroups</AccountQuotaName>
  <Used>14</Used>
  <Max>20</Max>
</AccountQuota>
<AccountQuota>
  <AccountQuotaName>SubnetsPerDBSubnetGroup</AccountQuotaName>
  <Used>6</Used>
  <Max>20</Max>
</AccountQuota>
<AccountQuota>
  <AccountQuotaName>ReadReplicasPerMaster</AccountQuotaName>
  <Used>2</Used>
  <Max>5</Max>
</AccountQuota>
<AccountQuota>
  <Used>1</Used>
  <AccountQuotaName>DBClusterRoles</AccountQuotaName>
  <Max>5</Max>
</AccountQuota>
</AccountQuotaList>
</DescribeAccountAttributesResult>
<ResponseMetadata>
  <RequestId>0ce48079-68e4-11de-8c8e-eb648410240d</RequestId>
</ResponseMetadata>
</DescribeAccountAttributesResponse>
```

## See Also

For more information about using this API in one of the language-specific AWS SDKs, see the following:



- [AWS Command Line Interface](#)
- [AWS SDK for .NET](#)
- [AWS SDK for C++](#)
- [AWS SDK for Go v2](#)
- [AWS SDK for Java V2](#)
- [AWS SDK for JavaScript V3](#)
- [AWS SDK for PHP V3](#)
- [AWS SDK for Python](#)
- [AWS SDK for Ruby V3](#)

# DescribeBlueGreenDeployments

Describes one or more blue/green deployments.

For more information, see [Using Amazon RDS Blue/Green Deployments for database updates](#) in the *Amazon RDS User Guide* and [Using Amazon RDS Blue/Green Deployments for database updates](#) in the *Amazon Aurora User Guide*.

## Request Parameters

For information about the parameters that are common to all actions, see [Common Parameters](#).

### BlueGreenDeploymentIdentifier

The blue/green deployment identifier. If you specify this parameter, the response only includes information about the specific blue/green deployment. This parameter isn't case-sensitive.

Constraints:

- Must match an existing blue/green deployment identifier.

Type: String

Length Constraints: Minimum length of 1. Maximum length of 255.

Pattern: `[A-Za-z][0-9A-Za-z-:._]*`

Required: No

### Filters.Filter.N

A filter that specifies one or more blue/green deployments to describe.

Valid Values:

- `blue-green-deployment-identifier` - Accepts system-generated identifiers for blue/green deployments. The results list only includes information about the blue/green deployments with the specified identifiers.
- `blue-green-deployment-name` - Accepts user-supplied names for blue/green deployments. The results list only includes information about the blue/green deployments with the specified names.
- `source` - Accepts source databases for a blue/green deployment. The results list only includes information about the blue/green deployments with the specified source databases.

- `target` - Accepts target databases for a blue/green deployment. The results list only includes information about the blue/green deployments with the specified target databases.

Type: Array of [Filter](#) objects

Required: No

### Marker

An optional pagination token provided by a previous `DescribeBlueGreenDeployments` request. If you specify this parameter, the response only includes records beyond the marker, up to the value specified by `MaxRecords`.

Type: String

Required: No

### MaxRecords

The maximum number of records to include in the response. If more records exist than the specified `MaxRecords` value, a pagination token called a marker is included in the response so you can retrieve the remaining results.

Default: 100

Constraints:

- Must be a minimum of 20.
- Can't exceed 100.

Type: Integer

Valid Range: Minimum value of 20. Maximum value of 100.

Required: No

## Response Elements

The following elements are returned by the service.

### `BlueGreenDeployments.member.N`

A list of blue/green deployments in the current account and AWS Region.

Type: Array of [BlueGreenDeployment](#) objects

## Marker

A pagination token that can be used in a later `DescribeBlueGreenDeployments` request.

Type: String

## Errors

For information about the errors that are common to all actions, see [Common Errors](#).

### BlueGreenDeploymentNotFoundFault

`BlueGreenDeploymentIdentifier` doesn't refer to an existing blue/green deployment.

HTTP Status Code: 404

## Examples

### Example

This example illustrates one usage of `DescribeBlueGreenDeployments`.

### Sample Request

```
https://rds.us-west-2.amazonaws.com/
  ?Action=DescribeBlueGreenDeployments
  &BlueGreenDeploymentIdentifier=bgd-clyvb1zv1geqensv
  &SignatureMethod=HmacSHA256
  &SignatureVersion=4
  &Version=2014-10-31
  &X-Amz-Algorithm=AWS4-HMAC-SHA256
  &X-Amz-Credential=AKIADQKE4SARGYLE/20141031/us-west-2/rds/aws4_request
  &X-Amz-Date=20230110T005253Z
  &X-Amz-SignedHeaders=content-type;host;user-agent;x-amz-content-sha256;x-amz-date
  &X-Amz-Signature=8a684aebe6d5219bb3572316a341963324d6ef339bd0dcfa5854f1a01d401214
```

### Sample Response

```
<DescribeBlueGreenDeploymentsResponse xmlns="http://rds.amazonaws.com/doc/2014-10-31/">
  <DescribeBlueGreenDeploymentsResult>
    <BlueGreenDeployments>
      <member>
```

```

    <TagList/>
    <BlueGreenDeploymentName>my-blue-green-deployment</BlueGreenDeploymentName>
    <CreateTime>2023-01-10T20:08:48.940Z</CreateTime>
    <SwitchoverDetails>
      <member>
        <SourceMember>arn:aws:rds:us-west-2:123456789012:db:database-1</
SourceMember>
        <TargetMember>arn:aws:rds:us-west-2:123456789012:db:database-1-green-
mhv83d</TargetMember>
        <Status>PROVISIONING</Status>
      </member>
    </SwitchoverDetails>
    <Source>arn:aws:rds:us-west-2:123456789012:db:database-1</Source>
    <BlueGreenDeploymentIdentifier>bgd-clyvb1zv1geqensv</
BlueGreenDeploymentIdentifier>
    <Tasks>
      <member>
        <Name>CREATING_READ_REPLICA_OF_SOURCE</Name>
        <Status>IN_PROGRESS</Status>
      </member>
      <member>
        <Name>DB_ENGINE_VERSION_UPGRADE</Name>
        <Status>PENDING</Status>
      </member>
      <member>
        <Name>CONFIGURE_BACKUPS</Name>
        <Status>PENDING</Status>
      </member>
    </Tasks>
    <Target>arn:aws:rds:us-west-2:123456789012:db:database-1-green-mhv83d</Target>
    <Status>PROVISIONING</Status>
  </member>
</BlueGreenDeployments>
</DescribeBlueGreenDeploymentsResult>
<ResponseMetadata>
  <RequestId>a534de7b-dc20-4b16-863a-24f456385d3a</RequestId>
</ResponseMetadata>
</DescribeBlueGreenDeploymentsResponse>

```

## See Also

For more information about using this API in one of the language-specific AWS SDKs, see the following:

- [AWS Command Line Interface](#)
- [AWS SDK for .NET](#)
- [AWS SDK for C++](#)
- [AWS SDK for Go v2](#)
- [AWS SDK for Java V2](#)
- [AWS SDK for JavaScript V3](#)
- [AWS SDK for PHP V3](#)
- [AWS SDK for Python](#)
- [AWS SDK for Ruby V3](#)

# DescribeCertificates

Lists the set of certificate authority (CA) certificates provided by Amazon RDS for this AWS account.

For more information, see [Using SSL/TLS to encrypt a connection to a DB instance](#) in the *Amazon RDS User Guide* and [Using SSL/TLS to encrypt a connection to a DB cluster](#) in the *Amazon Aurora User Guide*.

## Request Parameters

For information about the parameters that are common to all actions, see [Common Parameters](#).

### CertificateIdentifier

The user-supplied certificate identifier. If this parameter is specified, information for only the identified certificate is returned. This parameter isn't case-sensitive.

Constraints:

- Must match an existing CertificateIdentifier.

Type: String

Required: No

### Filters.Filter.N

This parameter isn't currently supported.

Type: Array of [Filter](#) objects

Required: No

### Marker

An optional pagination token provided by a previous DescribeCertificates request. If this parameter is specified, the response includes only records beyond the marker, up to the value specified by MaxRecords.

Type: String

Required: No

## MaxRecords

The maximum number of records to include in the response. If more records exist than the specified `MaxRecords` value, a pagination token called a marker is included in the response so you can retrieve the remaining results.

Default: 100

Constraints: Minimum 20, maximum 100.

Type: Integer

Required: No

## Response Elements

The following elements are returned by the service.

### Certificates.Certificate.N

The list of `Certificate` objects for the AWS account.

Type: Array of [Certificate](#) objects

### DefaultCertificateForNewLaunches

The default root CA for new databases created by your AWS account. This is either the root CA override set on your AWS account or the system default CA for the Region if no override exists. To override the default CA, use the `ModifyCertificates` operation.

Type: String

### Marker

An optional pagination token provided by a previous `DescribeCertificates` request. If this parameter is specified, the response includes only records beyond the marker, up to the value specified by `MaxRecords` .

Type: String

## Errors

For information about the errors that are common to all actions, see [Common Errors](#).



## CertificateNotFound

`CertificateIdentifier` doesn't refer to an existing certificate.

HTTP Status Code: 404

## Examples

### Example

This example illustrates one usage of `DescribeCertificates`.

### Sample Request

```
https://rds.amazonaws.com/
?Action=DescribeCertificates
&MaxRecords=100
&SignatureMethod=HmacSHA256
&SignatureVersion=4
&Version=2014-10-31
&X-Amz-Algorithm=AWS4-HMAC-SHA256
&X-Amz-Credential=AKIADQKE4SARGYLE/20141121/us-west-2/rds/aws4_request
&X-Amz-Date=20141121T164732Z
&X-Amz-SignedHeaders=content-type;host;user-agent;x-amz-content-sha256;x-amz-date
&X-Amz-Signature=6e25c542bf96fe24b28c12976ec92d2f856ab1d2a158e21c35441a736e4fde2b
```

### Sample Response

```
<DescribeCertificatesResponse xmlns="http://rds.amazonaws.com/doc/2014-10-31/">
  <DescribeCertificatesResult>
    <Certificates>
      <Certificate>
        <CertificateIdentifier>rdscacertificate</CertificateIdentifier>
        <CertificateType>ca</CertificateType>
        <ThumbPrint>xxxxxxxxxxxx</ThumbPrint>
        <ValidFrom>2010-05-22T01:12:00.000Z</ValidFrom>
        <ValidTill>2014-05-22T01:12:00.000Z</ValidTill>
      </Certificate>
    </Certificates>
  </DescribeCertificatesResult>
  <ResponseMetadata>
    <RequestId>9135fff3-8509-11e0-bd9b-a7b1ece36d51</RequestId>
```

```
</ResponseMetadata>  
</DescribeCertificatesResponse>
```

## See Also

For more information about using this API in one of the language-specific AWS SDKs, see the following:

- [AWS Command Line Interface](#)
- [AWS SDK for .NET](#)
- [AWS SDK for C++](#)
- [AWS SDK for Go v2](#)
- [AWS SDK for Java V2](#)
- [AWS SDK for JavaScript V3](#)
- [AWS SDK for PHP V3](#)
- [AWS SDK for Python](#)
- [AWS SDK for Ruby V3](#)

# DescribeDBClusterAutomatedBackups

Displays backups for both current and deleted DB clusters. For example, use this operation to find details about automated backups for previously deleted clusters. Current clusters are returned for both the `DescribeDBClusterAutomatedBackups` and `DescribeDBClusters` operations.

All parameters are optional.

## Request Parameters

For information about the parameters that are common to all actions, see [Common Parameters](#).

### DBClusterIdentifier

(Optional) The user-supplied DB cluster identifier. If this parameter is specified, it must match the identifier of an existing DB cluster. It returns information from the specific DB cluster's automated backup. This parameter isn't case-sensitive.

Type: String

Required: No

### DbClusterResourceId

The resource ID of the DB cluster that is the source of the automated backup. This parameter isn't case-sensitive.

Type: String

Required: No

### Filters.Filter.N

A filter that specifies which resources to return based on status.

Supported filters are the following:

- `status`
  - `retained` - Automated backups for deleted clusters and after backup replication is stopped.
- `db-cluster-id` - Accepts DB cluster identifiers and Amazon Resource Names (ARNs). The results list includes only information about the DB cluster automated backups identified by these ARNs.

- `db-cluster-resource-id` - Accepts DB resource identifiers and Amazon Resource Names (ARNs). The results list includes only information about the DB cluster resources identified by these ARNs.

Returns all resources by default. The status for each resource is specified in the response.

Type: Array of [Filter](#) objects

Required: No

### Marker

The pagination token provided in the previous request. If this parameter is specified the response includes only records beyond the marker, up to `MaxRecords`.

Type: String

Required: No

### MaxRecords

The maximum number of records to include in the response. If more records exist than the specified `MaxRecords` value, a pagination token called a marker is included in the response so that you can retrieve the remaining results.

Type: Integer

Required: No

## Response Elements

The following elements are returned by the service.

### **DBClusterAutomatedBackups.DBClusterAutomatedBackup.N**

A list of `DBClusterAutomatedBackup` backups.

Type: Array of [DBClusterAutomatedBackup](#) objects

### Marker

The pagination token provided in the previous request. If this parameter is specified the response includes only records beyond the marker, up to `MaxRecords`.

Type: String

## Errors

For information about the errors that are common to all actions, see [Common Errors](#).

### **DBClusterAutomatedBackupNotFoundFault**

No automated backup for this DB cluster was found.

HTTP Status Code: 404

## See Also

For more information about using this API in one of the language-specific AWS SDKs, see the following:

- [AWS Command Line Interface](#)
- [AWS SDK for .NET](#)
- [AWS SDK for C++](#)
- [AWS SDK for Go v2](#)
- [AWS SDK for Java V2](#)
- [AWS SDK for JavaScript V3](#)
- [AWS SDK for PHP V3](#)
- [AWS SDK for Python](#)
- [AWS SDK for Ruby V3](#)

# DescribeDBClusterBacktracks

Returns information about backtracks for a DB cluster.

For more information on Amazon Aurora, see [What is Amazon Aurora?](#) in the *Amazon Aurora User Guide*.

## Note

This action only applies to Aurora MySQL DB clusters.

## Request Parameters

For information about the parameters that are common to all actions, see [Common Parameters](#).

### DBClusterIdentifier

The DB cluster identifier of the DB cluster to be described. This parameter is stored as a lowercase string.

Constraints:

- Must contain from 1 to 63 alphanumeric characters or hyphens.
- First character must be a letter.
- Can't end with a hyphen or contain two consecutive hyphens.

Example: `my-cluster1`

Type: String

Required: Yes

### BacktrackIdentifier

If specified, this value is the backtrack identifier of the backtrack to be described.

Constraints:

- Must contain a valid universally unique identifier (UUID). For more information about UUIDs, see [Universally unique identifier](#).

Example: `123e4567-e89b-12d3-a456-426655440000`

Type: String

Required: No

### **Filters.Filter.N**

A filter that specifies one or more DB clusters to describe. Supported filters include the following:

- `db-cluster-backtrack-id` - Accepts backtrack identifiers. The results list includes information about only the backtracks identified by these identifiers.
- `db-cluster-backtrack-status` - Accepts any of the following backtrack status values:
  - `applying`
  - `completed`
  - `failed`
  - `pending`

The results list includes information about only the backtracks identified by these values.

Type: Array of [Filter](#) objects

Required: No

### **Marker**

An optional pagination token provided by a previous `DescribeDBClusterBacktracks` request. If this parameter is specified, the response includes only records beyond the marker, up to the value specified by `MaxRecords`.

Type: String

Required: No

### **MaxRecords**

The maximum number of records to include in the response. If more records exist than the specified `MaxRecords` value, a pagination token called a marker is included in the response so you can retrieve the remaining results.

Default: 100

Constraints: Minimum 20, maximum 100.

Type: Integer

Required: No

## Response Elements

The following elements are returned by the service.

### **DBClusterBacktracks.DBClusterBacktrack.N**

Contains a list of backtracks for the user.

Type: Array of [DBClusterBacktrack](#) objects

### **Marker**

A pagination token that can be used in a later `DescribeDBClusterBacktracks` request.

Type: String

## Errors

For information about the errors that are common to all actions, see [Common Errors](#).

### **DBClusterBacktrackNotFoundFault**

`BacktrackIdentifier` doesn't refer to an existing backtrack.

HTTP Status Code: 404

### **DBClusterNotFoundFault**

`DBClusterIdentifier` doesn't refer to an existing DB cluster.

HTTP Status Code: 404

## See Also

For more information about using this API in one of the language-specific AWS SDKs, see the following:

- [AWS Command Line Interface](#)



- [AWS SDK for .NET](#)
- [AWS SDK for C++](#)
- [AWS SDK for Go v2](#)
- [AWS SDK for Java V2](#)
- [AWS SDK for JavaScript V3](#)
- [AWS SDK for PHP V3](#)
- [AWS SDK for Python](#)
- [AWS SDK for Ruby V3](#)

# DescribeDBClusterEndpoints

Returns information about endpoints for an Amazon Aurora DB cluster.

## Note

This action only applies to Aurora DB clusters.

## Request Parameters

For information about the parameters that are common to all actions, see [Common Parameters](#).

### DBClusterEndpointIdentifier

The identifier of the endpoint to describe. This parameter is stored as a lowercase string.

Type: String

Required: No

### DBClusterIdentifier

The DB cluster identifier of the DB cluster associated with the endpoint. This parameter is stored as a lowercase string.

Type: String

Required: No

### Filters.Filter.N

A set of name-value pairs that define which endpoints to include in the output. The filters are specified as name-value pairs, in the format `Name=endpoint_type, Values=endpoint_type1, endpoint_type2, . . .`. Name can be one of: `db-cluster-endpoint-type`, `db-cluster-endpoint-custom-type`, `db-cluster-endpoint-id`, `db-cluster-endpoint-status`. Values for the `db-cluster-endpoint-type` filter can be one or more of: `reader`, `writer`, `custom`. Values for the `db-cluster-endpoint-custom-type` filter can be one or more of: `reader`, `any`. Values for the `db-cluster-endpoint-status` filter can be one or more of: `available`, `creating`, `deleting`, `inactive`, `modifying`.

Type: Array of [Filter](#) objects

Required: No

### Marker

An optional pagination token provided by a previous `DescribeDBClusterEndpoints` request. If this parameter is specified, the response includes only records beyond the marker, up to the value specified by `MaxRecords`.

Type: String

Required: No

### MaxRecords

The maximum number of records to include in the response. If more records exist than the specified `MaxRecords` value, a pagination token called a marker is included in the response so you can retrieve the remaining results.

Default: 100

Constraints: Minimum 20, maximum 100.

Type: Integer

Required: No

## Response Elements

The following elements are returned by the service.

### **DBClusterEndpoints.DBClusterEndpointList.N**

Contains the details of the endpoints associated with the cluster and matching any filter conditions.

Type: Array of [DBClusterEndpoint](#) objects

### Marker

An optional pagination token provided by a previous `DescribeDBClusterEndpoints` request. If this parameter is specified, the response includes only records beyond the marker, up to the value specified by `MaxRecords`.

Type: String

## Errors

For information about the errors that are common to all actions, see [Common Errors](#).

### **DBClusterNotFoundFault**

`DBClusterIdentifier` doesn't refer to an existing DB cluster.

HTTP Status Code: 404

## See Also

For more information about using this API in one of the language-specific AWS SDKs, see the following:

- [AWS Command Line Interface](#)
- [AWS SDK for .NET](#)
- [AWS SDK for C++](#)
- [AWS SDK for Go v2](#)
- [AWS SDK for Java V2](#)
- [AWS SDK for JavaScript V3](#)
- [AWS SDK for PHP V3](#)
- [AWS SDK for Python](#)
- [AWS SDK for Ruby V3](#)

# DescribeDBClusterParameterGroups

Returns a list of `DBClusterParameterGroup` descriptions. If a `DBClusterParameterGroupName` parameter is specified, the list will contain only the description of the specified DB cluster parameter group.

For more information on Amazon Aurora, see [What is Amazon Aurora?](#) in the *Amazon Aurora User Guide*.

For more information on Multi-AZ DB clusters, see [Multi-AZ DB cluster deployments](#) in the *Amazon RDS User Guide*.

## Request Parameters

For information about the parameters that are common to all actions, see [Common Parameters](#).

### **DBClusterParameterGroupName**

The name of a specific DB cluster parameter group to return details for.

Constraints:

- If supplied, must match the name of an existing `DBClusterParameterGroup`.

Type: String

Required: No

### **Filters.Filter.N**

This parameter isn't currently supported.

Type: Array of [Filter](#) objects

Required: No

### **Marker**

An optional pagination token provided by a previous `DescribeDBClusterParameterGroups` request. If this parameter is specified, the response includes only records beyond the marker, up to the value specified by `MaxRecords`.

Type: String

Required: No

## MaxRecords

The maximum number of records to include in the response. If more records exist than the specified MaxRecords value, a pagination token called a marker is included in the response so you can retrieve the remaining results.

Default: 100

Constraints: Minimum 20, maximum 100.

Type: Integer

Required: No

## Response Elements

The following elements are returned by the service.

### DBClusterParameterGroups.DBClusterParameterGroup.N

A list of DB cluster parameter groups.

Type: Array of [DBClusterParameterGroup](#) objects

### Marker

An optional pagination token provided by a previous DescribeDBClusterParameterGroups request. If this parameter is specified, the response includes only records beyond the marker, up to the value specified by MaxRecords.

Type: String

## Errors

For information about the errors that are common to all actions, see [Common Errors](#).

### DBParameterGroupNotFound

DBParameterGroupName doesn't refer to an existing DB parameter group.

## HTTP Status Code: 404

# Examples

## Example

This example illustrates one usage of DescribeDBClusterParameterGroups.

### Sample Request

```
https://rds.us-east-1.amazonaws.com/  
?Action=DescribeDBClusterParameterGroups  
&MaxRecords=30  
&SignatureMethod=HmacSHA256  
&SignatureVersion=4  
&Version=2014-10-31  
&X-Amz-Algorithm=AWS4-HMAC-SHA256  
&X-Amz-Credential=AKIADQKE4SARGYLE/20150318/us-east-1/rds/aws4_request  
&X-Amz-Date=20150318T184307Z  
&X-Amz-SignedHeaders=content-type;host;user-agent;x-amz-content-sha256;x-amz-date  
&X-Amz-Signature=d9922fdf06b86b870c072b896745251ea8b52bad64bf90e30b0e46f1bb488cca
```

### Sample Response

```
<DescribeDBClusterParameterGroupsResponse xmlns="http://rds.amazonaws.com/  
doc/2014-10-31/">  
  <DescribeDBClusterParameterGroupsResult>  
    <DBClusterParameterGroups>  
      <DBClusterParameterGroup>  
        <DBParameterGroupFamily>aurora5.6</DBParameterGroupFamily>  
        <Description>Default cluster parameter group for aurora5.6</Description>  
        <DBClusterParameterGroupName>default.aurora5.6</DBClusterParameterGroupName>  
      </DBClusterParameterGroup>  
      <DBClusterParameterGroup>  
        <DBParameterGroupFamily>aurora5.6</DBParameterGroupFamily>  
        <Description>Sample group</Description>  
        <DBClusterParameterGroupName>samplergroup</DBClusterParameterGroupName>  
      </DBClusterParameterGroup>  
      <DBClusterParameterGroup>  
        <DBParameterGroupFamily>aurora5.6</DBParameterGroupFamily>
```

```
<Description>Custom group</Description>
  <DBClusterParameterGroupName>custom-group</DBClusterParameterGroupName>
</DBClusterParameterGroup>
</DBClusterParameterGroups>
</DescribeDBClusterParameterGroupsResult>
<ResponseMetadata>
  <RequestId>9e6503d0-cd9e-11e4-ccf9-7528e6a28483</RequestId>
</ResponseMetadata>
</DescribeDBClusterParameterGroupsResponse>
```

## See Also

For more information about using this API in one of the language-specific AWS SDKs, see the following:

- [AWS Command Line Interface](#)
- [AWS SDK for .NET](#)
- [AWS SDK for C++](#)
- [AWS SDK for Go v2](#)
- [AWS SDK for Java V2](#)
- [AWS SDK for JavaScript V3](#)
- [AWS SDK for PHP V3](#)
- [AWS SDK for Python](#)
- [AWS SDK for Ruby V3](#)



# DescribeDBClusterParameters

Returns the detailed parameter list for a particular DB cluster parameter group.

For more information on Amazon Aurora, see [What is Amazon Aurora?](#) in the *Amazon Aurora User Guide*.

For more information on Multi-AZ DB clusters, see [Multi-AZ DB cluster deployments](#) in the *Amazon RDS User Guide*.

## Request Parameters

For information about the parameters that are common to all actions, see [Common Parameters](#).

### DBClusterParameterGroupName

The name of a specific DB cluster parameter group to return parameter details for.

Constraints:

- If supplied, must match the name of an existing DBClusterParameterGroup.

Type: String

Required: Yes

### Filters.Filter.N

This parameter isn't currently supported.

Type: Array of [Filter](#) objects

Required: No

### Marker

An optional pagination token provided by a previous DescribeDBClusterParameters request. If this parameter is specified, the response includes only records beyond the marker, up to the value specified by MaxRecords.

Type: String

Required: No

## MaxRecords

The maximum number of records to include in the response. If more records exist than the specified MaxRecords value, a pagination token called a marker is included in the response so you can retrieve the remaining results.

Default: 100

Constraints: Minimum 20, maximum 100.

Type: Integer

Required: No

## Source

A specific source to return parameters for.

Valid Values:

- `customer`
- `engine`
- `service`

Type: String

Required: No

## Response Elements

The following elements are returned by the service.

### Marker

An optional pagination token provided by a previous `DescribeDBClusterParameters` request. If this parameter is specified, the response includes only records beyond the marker, up to the value specified by MaxRecords.

Type: String

### Parameters.Parameter.N

Provides a list of parameters for the DB cluster parameter group.

Type: Array of [Parameter](#) objects

## Errors

For information about the errors that are common to all actions, see [Common Errors](#).

### DBParameterGroupNotFound

DBParameterGroupName doesn't refer to an existing DB parameter group.

HTTP Status Code: 404

## Examples

### Example

This example illustrates one usage of DescribeDBClusterParameters.

### Sample Request

```
https://rds.us-west-2.amazonaws.com/
  ?Action=DescribeDBClusterParameters
  &DBClusterParameterGroupName=default.aurora5.6
  &SignatureMethod=HmacSHA256
  &SignatureVersion=4
  &Version=2014-10-31
  &X-Amz-Algorithm=AWS4-HMAC-SHA256
  &X-Amz-Credential=AKIADQKE4SARGYLE/20151231/us-west-2/rds/aws4_request
  &X-Amz-Date=20151231T225813Z
  &X-Amz-SignedHeaders=content-type;host;user-agent;x-amz-content-sha256;x-amz-date
  &X-Amz-Signature=cf8b9ab9c4a36bbb5f5043209b1985784a226d132ed61a5c35163c40506e83f7
```

### Sample Response

```
<DescribeDBClusterParametersResponse xmlns="http://rds.amazonaws.com/doc/2014-10-31/">
  <DescribeDBClusterParametersResult>
    <Parameters>
      <Parameter>
        <ApplyMethod>pending-reboot</ApplyMethod>
        <DataType>integer</DataType>
        <Source>engine-default</Source>
        <IsModifiable>true</IsModifiable>
```

```

    <Description>Intended for use with master-to-master replication, and can be
used to control the operation of AUTO_INCREMENT columns</Description>
    <ApplyType>dynamic</ApplyType>
    <AllowedValues>1-65535</AllowedValues>
    <ParameterName>auto_increment_increment</ParameterName>
</Parameter>
<Parameter>
    <ApplyMethod>pending-reboot</ApplyMethod>
    <DataType>integer</DataType>
    <Source>engine-default</Source>
    <IsModifiable>true</IsModifiable>
    <Description>Determines the starting point for the AUTO_INCREMENT column
value</Description>
    <ApplyType>dynamic</ApplyType>
    <AllowedValues>1-65535</AllowedValues>
    <ParameterName>auto_increment_offset</ParameterName>
</Parameter>
<Parameter>
    <ApplyMethod>pending-reboot</ApplyMethod>
    <DataType>string</DataType>
    <Source>engine-default</Source>
    <IsModifiable>true</IsModifiable>
    <Description>When enabled, this variable causes the master to write a checksum
for each event in the binary log.</Description>
    <ApplyType>dynamic</ApplyType>
    <AllowedValues>NONE,CRC32</AllowedValues>
    <ParameterName>binlog_checksum</ParameterName>
</Parameter>
<Parameter>
    <ParameterValue>OFF</ParameterValue>
    <ApplyMethod>pending-reboot</ApplyMethod>
    <DataType>string</DataType>
    <Source>system</Source>
    <IsModifiable>true</IsModifiable>
    <Description>Binary logging format for replication</Description>
    <ApplyType>dynamic</ApplyType>
    <AllowedValues>ROW,STATEMENT,MIXED,OFF</AllowedValues>
    <ParameterName>binlog_format</ParameterName>
</Parameter>
<Parameter>
    <ApplyMethod>pending-reboot</ApplyMethod>
    <DataType>string</DataType>
    <Source>engine-default</Source>
    <IsModifiable>>false</IsModifiable>

```

```
<Description>Whether the server logs full or minimal rows with row-based
replication.</Description>
  <ApplyType>dynamic</ApplyType>
  <AllowedValues>full,minimal,noblob</AllowedValues>
  <ParameterName>binlog_row_image</ParameterName>
</Parameter>
</Parameters>
</DescribeDBClusterParametersResult>
<ResponseMetadata>
  <RequestId>c4e42d91-cb92-11e5-895a-99e063757579</RequestId>
</ResponseMetadata>
</DescribeDBClusterParametersResponse>
```

## See Also

For more information about using this API in one of the language-specific AWS SDKs, see the following:

- [AWS Command Line Interface](#)
- [AWS SDK for .NET](#)
- [AWS SDK for C++](#)
- [AWS SDK for Go v2](#)
- [AWS SDK for Java V2](#)
- [AWS SDK for JavaScript V3](#)
- [AWS SDK for PHP V3](#)
- [AWS SDK for Python](#)
- [AWS SDK for Ruby V3](#)

# DescribeDBClusters

Describes existing Amazon Aurora DB clusters and Multi-AZ DB clusters. This API supports pagination.

For more information on Amazon Aurora DB clusters, see [What is Amazon Aurora?](#) in the *Amazon Aurora User Guide*.

For more information on Multi-AZ DB clusters, see [Multi-AZ DB cluster deployments](#) in the *Amazon RDS User Guide*.

This operation can also return information for Amazon Neptune DB instances and Amazon DocumentDB instances.

## Request Parameters

For information about the parameters that are common to all actions, see [Common Parameters](#).

### DBClusterIdentifier

The user-supplied DB cluster identifier or the Amazon Resource Name (ARN) of the DB cluster. If this parameter is specified, information for only the specific DB cluster is returned. This parameter isn't case-sensitive.

Constraints:

- If supplied, must match an existing DB cluster identifier.

Type: String

Required: No

### Filters.Filter.N

A filter that specifies one or more DB clusters to describe.

Supported Filters:

- `clone-group-id` - Accepts clone group identifiers. The results list only includes information about the DB clusters associated with these clone groups.
- `db-cluster-id` - Accepts DB cluster identifiers and DB cluster Amazon Resource Names (ARNs). The results list only includes information about the DB clusters identified by these ARNs.

- `db-cluster-resource-id` - Accepts DB cluster resource identifiers. The results list will only include information about the DB clusters identified by these DB cluster resource identifiers.
- `domain` - Accepts Active Directory directory IDs. The results list only includes information about the DB clusters associated with these domains.
- `engine` - Accepts engine names. The results list only includes information about the DB clusters for these engines.

Type: Array of [Filter](#) objects

Required: No

### **IncludeShared**

Specifies whether the output includes information about clusters shared from other AWS accounts.

Type: Boolean

Required: No

### **Marker**

An optional pagination token provided by a previous `DescribeDBClusters` request. If this parameter is specified, the response includes only records beyond the marker, up to the value specified by `MaxRecords`.

Type: String

Required: No

### **MaxRecords**

The maximum number of records to include in the response. If more records exist than the specified `MaxRecords` value, a pagination token called a marker is included in the response so you can retrieve the remaining results.

Default: 100

Constraints: Minimum 20, maximum 100

Type: Integer

Required: No

## Response Elements

The following elements are returned by the service.

### **DBClusters.DBCluster.N**

Contains a list of DB clusters for the user.

Type: Array of [DBCluster](#) objects

### **Marker**

A pagination token that can be used in a later `DescribeDBClusters` request.

Type: String

## Errors

For information about the errors that are common to all actions, see [Common Errors](#).

### **DBClusterNotFoundFault**

`DBClusterIdentifier` doesn't refer to an existing DB cluster.

HTTP Status Code: 404

## Examples

### **Describing an Aurora DB cluster**

This example illustrates one usage of `DescribeDBClusters`.

### **Sample Request**

```
https://rds.us-east-1.amazonaws.com/  
  ?Action=DescribeDBClusters  
  &MaxRecords=100  
  &SignatureMethod=HmacSHA256  
  &SignatureVersion=4  
  &Version=2014-10-31
```



```

&X-Amz-Algorithm=AWS4-HMAC-SHA256
&X-Amz-Credential=AKIADQKE4SARGYLE/20230222/us-east-1/rds/aws4_request
&X-Amz-Date=20230222T200807Z
&X-Amz-SignedHeaders=content-type;host;user-agent;x-amz-content-sha256;x-amz-date
&X-Amz-Signature=2d4f2b9e8abc31122b5546f94c0499bba47de813cb875f9b9c78e8e19c9afe1b

```

## Sample Response

```

<DescribeDBClustersResponse xmlns="http://rds.amazonaws.com/doc/2014-10-31/">
  <DescribeDBClustersResult>
    <DBClusters>
      <DBCluster>
        <AssociatedRoles>
          <DBClusterRole>
            <RoleArn>arn:aws:iam::123456789012:role/sample-role</RoleArn>
            <Status>ACTIVE</Status>
          </DBClusterRole>
        </AssociatedRoles>
        <Engine>aurora-mysql</Engine>
        <Status>available</Status>
        <BackupRetentionPeriod>1</BackupRetentionPeriod>
        <DBSubnetGroup>my-subgroup</DBSubnetGroup>
        <EngineVersion>8.0.mysql_aurora.3.01.0</EngineVersion>
        <Endpoint>sample-cluster2.cluster-cbfvmgb0y5fy.us-east-1.rds.amazonaws.com</
Endpoint>
        <DBClusterIdentifier>sample-cluster2</DBClusterIdentifier>
        <PreferredBackupWindow>04:45-05:15</PreferredBackupWindow>
        <PreferredMaintenanceWindow>sat:05:56-sat:06:26</PreferredMaintenanceWindow>
        <DBClusterMembers/>
        <AllocatedStorage>15</AllocatedStorage>
        <MasterUsername>awsuser</MasterUsername>
      </DBCluster>
      <DBCluster>
        <AssociatedRoles />
        <Engine>aurora-mysql</Engine>
        <Status>available</Status>
        <BackupRetentionPeriod>0</BackupRetentionPeriod>
        <DBSubnetGroup>my-subgroup</DBSubnetGroup>
        <EngineVersion>8.0.mysql_aurora.3.01.0</EngineVersion>
        <Endpoint>sample-cluster3.cluster-cefgqfx9y5fy.us-east-1.rds.amazonaws.com</
Endpoint>
        <DBClusterIdentifier>sample-cluster3</DBClusterIdentifier>

```

```

    <PreferredBackupWindow>07:06-07:36</PreferredBackupWindow>
    <PreferredMaintenanceWindow>tue:10:18-tue:10:48</PreferredMaintenanceWindow>
    <DBClusterMembers>
      <DBClusterMember>
        <IsClusterWriter>>true</IsClusterWriter>
        <DBInstanceIdentifier>sample-cluster3-master</DBInstanceIdentifier>
      </DBClusterMember>
      <DBClusterMember>
        <IsClusterWriter>>false</IsClusterWriter>
        <DBInstanceIdentifier>sample-cluster3-read1</DBInstanceIdentifier>
      </DBClusterMember>
    </DBClusterMembers>
    <AllocatedStorage>15</AllocatedStorage>
    <MasterUsername>awsuser</MasterUsername>
  </DBCluster>
</DBClusters>
</DescribeDBClustersResult>
<ResponseMetadata>
  <RequestId>d682b02c-1383-11b4-a6bb-172dfac7f170</RequestId>
</ResponseMetadata>
</DescribeDBClustersResponse>

```

## Describing a Multi-AZ DB cluster

This example illustrates one usage of DescribeDBClusters.

### Sample Request

```

https://rds.us-west-2.amazonaws.com/
  ?Action=DescribeDBClusters
  &DBClusterIdentifier=my-multi-az-cluster
  &SignatureMethod=HmacSHA256
  &SignatureVersion=4
  &Version=2014-10-31
  &X-Amz-Algorithm=AWS4-HMAC-SHA256
  &X-Amz-Credential=AKIADQKE4SARGYLE/20140722/us-west-2/rds/aws4_request
  &X-Amz-Date=20211026T203316Z
  &X-Amz-SignedHeaders=content-type;host;user-agent;x-amz-content-sha256;x-amz-date
  &X-Amz-Signature=2d4f2b9e8abc31122b5546f94c0499bba47de813cb875f9b9c78e8e19c9afe1b

```

## Sample Response

```

<DescribeDBClustersResponse xmlns="http://rds.amazonaws.com/doc/2014-10-31/">
  <DescribeDBClustersResult>
    <DBClusters>
      <DBCluster>
        <CrossAccountClone>false</CrossAccountClone>
        <AllocatedStorage>100</AllocatedStorage>
        <DatabaseName>mydb</DatabaseName>
        <AssociatedRoles />
        <AvailabilityZones>
          <AvailabilityZone>us-west-2a</AvailabilityZone>
          <AvailabilityZone>us-west-2b</AvailabilityZone>
          <AvailabilityZone>us-west-2c</AvailabilityZone>
        </AvailabilityZones>
        <ReadReplicaIdentifiers />
        <Iops>1000</Iops>
        <PerformanceInsightsKMSKeyId>arn:aws:kms:us-west-2:123456789012:key/123EXAMPLE-
abcd-4567-efgEXAMPLE</PerformanceInsightsKMSKeyId>
        <PerformanceInsightsRetentionPeriod>7</PerformanceInsightsRetentionPeriod>
        <EngineVersion>8.0.26</EngineVersion>
        <MasterUsername>admin</MasterUsername>
        <DBClusterMembers>
          <DBClusterMember>
            <DBInstanceIdentifier>my-multi-az-cluster-instance-3</
DBInstanceIdentifier>
            <DBClusterParameterGroupStatus>in-sync</DBClusterParameterGroupStatus>
            <PromotionTier>1</PromotionTier>
            <IsClusterWriter>false</IsClusterWriter>
          </DBClusterMember>
          <DBClusterMember>
            <DBInstanceIdentifier>my-multi-az-cluster-instance-2</
DBInstanceIdentifier>
            <DBClusterParameterGroupStatus>in-sync</DBClusterParameterGroupStatus>
            <PromotionTier>1</PromotionTier>
            <IsClusterWriter>false</IsClusterWriter>
          </DBClusterMember>
          <DBClusterMember>
            <DBInstanceIdentifier>my-multi-az-cluster-instance-1</
DBInstanceIdentifier>
            <DBClusterParameterGroupStatus>in-sync</DBClusterParameterGroupStatus>
            <PromotionTier>1</PromotionTier>
            <IsClusterWriter>true</IsClusterWriter>

```

```

    </DBClusterMember>
  </DBClusterMembers>
  <DBActivityStreamStatus>stopped</DBActivityStreamStatus>
  <HttpEndpointEnabled>>false</HttpEndpointEnabled>
  <Port>3306</Port>
  <MonitoringInterval>30</MonitoringInterval>
  <BackupRetentionPeriod>2</BackupRetentionPeriod>
  <KmsKeyId>arn:aws:kms:us-west-2:123456789012:key/123EXAMPLE-abcd-4567-
efgEXAMPLE</KmsKeyId>
  <DBClusterIdentifier>my-multi-az-cluster</DBClusterIdentifier>
  <DbClusterResourceId>cluster-TSW4QJNKY3P2DNDRR523BDGEIU</DbClusterResourceId>
  <Status>creating</Status>
  <PreferredBackupWindow>11:34-12:04</PreferredBackupWindow>
  <DeletionProtection>>false</DeletionProtection>
  <Endpoint>my-multi-az-cluster.cluster-123456789012.us-
west-2.rds.amazonaws.com</Endpoint>
  <EngineMode>provisioned</EngineMode>
  <Engine>mysql</Engine>
  <ReaderEndpoint>my-multi-az-cluster.cluster-ro-123456789012.us-
west-2.rds.amazonaws.com</ReaderEndpoint>
  <PubliclyAccessible>>true</PubliclyAccessible>
  <IAMDatabaseAuthenticationEnabled>>false</IAMDatabaseAuthenticationEnabled>
  <ClusterCreateTime>2021-10-26T20:31:54.943Z</ClusterCreateTime>
  <ActivityStreamStatus>stopped</ActivityStreamStatus>
  <PerformanceInsightsEnabled>>true</PerformanceInsightsEnabled>
  <MultiAZ>>true</MultiAZ>
  <DomainMemberships />
  <MonitoringRoleArn>arn:aws:iam::123456789012:role/enhance-monitoring-role</
MonitoringRoleArn>
  <StorageEncrypted>>true</StorageEncrypted>
  <DBSubnetGroup>mysubnet1</DBSubnetGroup>
  <VpcSecurityGroups>
    <VpcSecurityGroupMembership>
      <VpcSecurityGroupId>sg-6921cc28</VpcSecurityGroupId>
      <Status>active</Status>
    </VpcSecurityGroupMembership>
  </VpcSecurityGroups>
  <TagList />
  <HostedZoneId>Z3GZ3VYA3PGHTQ</HostedZoneId>
  <PreferredMaintenanceWindow>sat:07:05-sat:07:35</PreferredMaintenanceWindow>
  <DBClusterParameterGroup>my-cluster-param-1</DBClusterParameterGroup>
  <StorageType>io1</StorageType>
  <DBClusterInstanceClass>db.r6gd.large</DBClusterInstanceClass>
  <CopyTagsToSnapshot>>false</CopyTagsToSnapshot>

```

```
<AutoMinorVersionUpgrade>true</AutoMinorVersionUpgrade>
  <DBClusterArn>arn:aws:rds:us-west-2:123456789012:cluster:my-multi-az-cluster</
DBClusterArn>
  </DBCluster>
</DBClusters>
</DescribeDBClustersResult>
<ResponseMetadata>
  <RequestId>ae8b2342-55d7-4cf0-b7b3-f24e681ce7b9</RequestId>
</ResponseMetadata>
</DescribeDBClustersResponse>
```

## See Also

For more information about using this API in one of the language-specific AWS SDKs, see the following:

- [AWS Command Line Interface](#)
- [AWS SDK for .NET](#)
- [AWS SDK for C++](#)
- [AWS SDK for Go v2](#)
- [AWS SDK for Java V2](#)
- [AWS SDK for JavaScript V3](#)
- [AWS SDK for PHP V3](#)
- [AWS SDK for Python](#)
- [AWS SDK for Ruby V3](#)

# DescribeDBClusterSnapshotAttributes

Returns a list of DB cluster snapshot attribute names and values for a manual DB cluster snapshot.

When sharing snapshots with other AWS accounts, `DescribeDBClusterSnapshotAttributes` returns the `restore` attribute and a list of IDs for the AWS accounts that are authorized to copy or restore the manual DB cluster snapshot. If `all` is included in the list of values for the `restore` attribute, then the manual DB cluster snapshot is public and can be copied or restored by all AWS accounts.

To add or remove access for an AWS account to copy or restore a manual DB cluster snapshot, or to make the manual DB cluster snapshot public or private, use the `ModifyDBClusterSnapshotAttribute` API action.

## Request Parameters

For information about the parameters that are common to all actions, see [Common Parameters](#).

### DBClusterSnapshotIdentifier

The identifier for the DB cluster snapshot to describe the attributes for.

Type: String

Required: Yes

## Response Elements

The following element is returned by the service.

### DBClusterSnapshotAttributesResult

Contains the results of a successful call to the `DescribeDBClusterSnapshotAttributes` API action.

Manual DB cluster snapshot attributes are used to authorize other AWS accounts to copy or restore a manual DB cluster snapshot. For more information, see the `ModifyDBClusterSnapshotAttribute` API action.

Type: [DBClusterSnapshotAttributesResult](#) object

## Errors

For information about the errors that are common to all actions, see [Common Errors](#).

### DBClusterSnapshotNotFoundFault

`DBClusterSnapshotIdentifier` doesn't refer to an existing DB cluster snapshot.

HTTP Status Code: 404

## Examples

### Example

This example illustrates one usage of `DescribeDBClusterSnapshotAttributes`.

### Sample Request

```
https://rds.us-west-2.amazonaws.com/
  ?Action=DescribeDBClusterSnapshotAttributes
  &DBClusterSnapshotIdentifier>manual-cluster-snapshot1
  &SignatureMethod=HmacSHA256
  &SignatureVersion=4
  &Version=2014-10-31
  &X-Amz-Algorithm=AWS4-HMAC-SHA256
  &X-Amz-Credential=AKIADQKE4SARGYLE/20230227/us-east-1/rds/aws4_request
  &X-Amz-Date=20230227T210706Z
  &X-Amz-SignedHeaders=content-type;host;user-agent;x-amz-content-sha256;x-amz-date
  &X-Amz-Signature=27413f450dfac3d68b2197453e52109bacd3863f9df1a02d6e40022165bb2e09
```

### Sample Response

```
<DescribeDBClusterSnapshotAttributesResponse xmlns="http://rds.amazonaws.com/doc/2014-10-31/">
  <DescribeDBClusterSnapshotAttributesResult>
    <DBClusterSnapshotAttributesResult>
      <DBClusterSnapshotAttributes>
        <DBClusterSnapshotAttribute>
          <AttributeName>restore</AttributeName>
```

```
<AttributeValues>
  <AttributeValue>012345678901</AttributeValue>
</AttributeValues>
</DBClusterSnapshotAttribute>
</DBClusterSnapshotAttributes>
<DBSnapshotIdentifier>>manual-cluster-snapshot1</DBSnapshotIdentifier>
</DBClusterSnapshotAttributesResult>
</DescribeDBClusterSnapshotAttributesResult>
<ResponseMetadata>
  <RequestId>ae5be4a2-7cee-11e5-a056-f1c189649a47</RequestId>
</ResponseMetadata>
</DescribeDBClusterSnapshotAttributesResponse>
```

## See Also

For more information about using this API in one of the language-specific AWS SDKs, see the following:

- [AWS Command Line Interface](#)
- [AWS SDK for .NET](#)
- [AWS SDK for C++](#)
- [AWS SDK for Go v2](#)
- [AWS SDK for Java V2](#)
- [AWS SDK for JavaScript V3](#)
- [AWS SDK for PHP V3](#)
- [AWS SDK for Python](#)
- [AWS SDK for Ruby V3](#)



# DescribeDBClusterSnapshots

Returns information about DB cluster snapshots. This API action supports pagination.

For more information on Amazon Aurora DB clusters, see [What is Amazon Aurora?](#) in the *Amazon Aurora User Guide*.

For more information on Multi-AZ DB clusters, see [Multi-AZ DB cluster deployments](#) in the *Amazon RDS User Guide*.

## Request Parameters

For information about the parameters that are common to all actions, see [Common Parameters](#).

### DBClusterIdentifier

The ID of the DB cluster to retrieve the list of DB cluster snapshots for. This parameter can't be used in conjunction with the `DBClusterSnapshotIdentifier` parameter. This parameter isn't case-sensitive.

Constraints:

- If supplied, must match the identifier of an existing `DBCluster`.

Type: String

Required: No

### DbClusterResourceId

A specific DB cluster resource ID to describe.

Type: String

Required: No

### DBClusterSnapshotIdentifier

A specific DB cluster snapshot identifier to describe. This parameter can't be used in conjunction with the `DBClusterIdentifier` parameter. This value is stored as a lowercase string.

Constraints:

- If supplied, must match the identifier of an existing `DBClusterSnapshot`.

- If this identifier is for an automated snapshot, the `SnapshotType` parameter must also be specified.

Type: String

Required: No

### **Filters.Filter.N**

A filter that specifies one or more DB cluster snapshots to describe.

Supported filters:

- `db-cluster-id` - Accepts DB cluster identifiers and DB cluster Amazon Resource Names (ARNs).
- `db-cluster-snapshot-id` - Accepts DB cluster snapshot identifiers.
- `snapshot-type` - Accepts types of DB cluster snapshots.
- `engine` - Accepts names of database engines.

Type: Array of [Filter](#) objects

Required: No

### **IncludePublic**

Specifies whether to include manual DB cluster snapshots that are public and can be copied or restored by any AWS account. By default, the public snapshots are not included.

You can share a manual DB cluster snapshot as public by using the [ModifyDBClusterSnapshotAttribute](#) API action.

Type: Boolean

Required: No

### **IncludeShared**

Specifies whether to include shared manual DB cluster snapshots from other AWS accounts that this AWS account has been given permission to copy or restore. By default, these snapshots are not included.

You can give an AWS account permission to restore a manual DB cluster snapshot from another AWS account by the `ModifyDBClusterSnapshotAttribute` API action.

Type: Boolean

Required: No

### Marker

An optional pagination token provided by a previous `DescribeDBClusterSnapshots` request. If this parameter is specified, the response includes only records beyond the marker, up to the value specified by `MaxRecords`.

Type: String

Required: No

### MaxRecords

The maximum number of records to include in the response. If more records exist than the specified `MaxRecords` value, a pagination token called a marker is included in the response so you can retrieve the remaining results.

Default: 100

Constraints: Minimum 20, maximum 100.

Type: Integer

Required: No

### SnapshotType

The type of DB cluster snapshots to be returned. You can specify one of the following values:

- `automated` - Return all DB cluster snapshots that have been automatically taken by Amazon RDS for my AWS account.
- `manual` - Return all DB cluster snapshots that have been taken by my AWS account.
- `shared` - Return all manual DB cluster snapshots that have been shared to my AWS account.
- `public` - Return all DB cluster snapshots that have been marked as public.

If you don't specify a `SnapshotType` value, then both `automated` and `manual` DB cluster snapshots are returned. You can include shared DB cluster snapshots with these results by enabling the `IncludeShared` parameter. You can include public DB cluster snapshots with these results by enabling the `IncludePublic` parameter.

The `IncludeShared` and `IncludePublic` parameters don't apply for `SnapshotType` values of `manual` or `automated`. The `IncludePublic` parameter doesn't apply when `SnapshotType`

is set to `shared`. The `IncludeShared` parameter doesn't apply when `SnapshotType` is set to `public`.

Type: String

Required: No

## Response Elements

The following elements are returned by the service.

### **DBClusterSnapshots.DBClusterSnapshot.N**

Provides a list of DB cluster snapshots for the user.

Type: Array of [DBClusterSnapshot](#) objects

### **Marker**

An optional pagination token provided by a previous `DescribeDBClusterSnapshots` request. If this parameter is specified, the response includes only records beyond the marker, up to the value specified by `MaxRecords`.

Type: String

## Errors

For information about the errors that are common to all actions, see [Common Errors](#).

### **DBClusterSnapshotNotFoundFault**

`DBClusterSnapshotIdentifier` doesn't refer to an existing DB cluster snapshot.

HTTP Status Code: 404

## Examples

### **Example**

This example illustrates one usage of `DescribeDBClusterSnapshots`.

## Sample Request

```
https://rds.us-east-1.amazonaws.com/
?Action=DescribeDBClusterSnapshots
&IncludePublic=false
&IncludeShared=true
&MaxRecords=40
&SignatureMethod=HmacSHA256
&SignatureVersion=4
&Version=2014-10-31
&X-Amz-Algorithm=AWS4-HMAC-SHA256
&X-Amz-Credential=AKIADQKE4SARGYLE/20230218/us-east-1/rds/aws4_request
&X-Amz-Date=20230218T204210Z
&X-Amz-SignedHeaders=content-type;host;user-agent;x-amz-content-sha256;x-amz-date
&X-Amz-Signature=913f0ec1dfc684ff9c6ef3eab5885258dbb22017c47b1bcd4fed4680e35aef4b
```

## Sample Response

```
<DescribeDBClusterSnapshotsResponse xmlns="http://rds.amazonaws.com/doc/2014-10-31/">
  <DescribeDBClusterSnapshotsResult>
    <DBClusterSnapshots>
      <DBClusterSnapshot>
        <Port>0</Port>
        <Status>available</Status>
        <Engine>aurora-mysql</Engine>
        <SnapshotType>manual</SnapshotType>
        <LicenseModel>aurora</LicenseModel>
        <DBClusterSnapshotIdentifier>sample-cluster-snapshot1</
DBClusterSnapshotIdentifier>
        <SnapshotCreateTime>2022-10-12T17:42:48.271Z</SnapshotCreateTime>
        <DBClusterIdentifier>sample-cluster</DBClusterIdentifier>
        <VpcId>vpc-3fabee54</VpcId>
        <ClusterCreateTime>2023-02-06T22:11:13.826Z</ClusterCreateTime>
        <PercentProgress>100</PercentProgress>
        <AllocatedStorage>1</AllocatedStorage>
        <MasterUsername>awsuser</MasterUsername>
      </DBClusterSnapshot>
      <DBClusterSnapshot>
        <Port>0</Port>
        <Status>creating</Status>
```

```

    <Engine>aurora-mysql</Engine>
    <SnapshotType>automated</SnapshotType>
    <LicenseModel>aurora</LicenseModel>
    <DBClusterSnapshotIdentifier>rds:sample2-cluster-2022-10-22-03-12</
DBClusterSnapshotIdentifier>
    <SnapshotCreateTime>2022-10-22T03:12:09.445Z</SnapshotCreateTime>
    <DBClusterIdentifier>sample2-cluster</DBClusterIdentifier>
    <VpcId>vpc-3fabee54</VpcId>
    <ClusterCreateTime>2023-02-16T18:44:13.633Z</ClusterCreateTime>
    <PercentProgress>0</PercentProgress>
    <AllocatedStorage>1</AllocatedStorage>
    <MasterUsername>awsuser</MasterUsername>
  </DBClusterSnapshot>
  <DBClusterSnapshot>
    <Port>0</Port>
    <Status>creating</Status>
    <Engine>aurora-mysql</Engine>
    <SnapshotType>automated</SnapshotType>
    <LicenseModel>aurora</LicenseModel>
    <DBClusterSnapshotIdentifier>rds:sample-cluster-2014-10-22-08-27</
DBClusterSnapshotIdentifier>
    <SnapshotCreateTime>2014-10-22T08:27:08.435Z</SnapshotCreateTime>
    <DBClusterIdentifier>sample-cluster</DBClusterIdentifier>
    <VpcId>vpc-3fabee54</VpcId>
    <ClusterCreateTime>2014-10-16T20:11:04.016Z</ClusterCreateTime>
    <PercentProgress>0</PercentProgress>
    <AllocatedStorage>1</AllocatedStorage>
    <MasterUsername>awsuser</MasterUsername>
  </DBClusterSnapshot>
</DBClusterSnapshots>
</DescribeDBClusterSnapshotsResult>
<ResponseMetadata>
  <RequestId>3ff63be1-ceef-11e4-840b-459216ffcb55</RequestId>
</ResponseMetadata>
</DescribeDBClusterSnapshotsResponse>

```

## See Also

For more information about using this API in one of the language-specific AWS SDKs, see the following:

- [AWS Command Line Interface](#)

- [AWS SDK for .NET](#)
- [AWS SDK for C++](#)
- [AWS SDK for Go v2](#)
- [AWS SDK for Java V2](#)
- [AWS SDK for JavaScript V3](#)
- [AWS SDK for PHP V3](#)
- [AWS SDK for Python](#)
- [AWS SDK for Ruby V3](#)

# DescribeDBEngineVersions

Describes the properties of specific versions of DB engines.

## Request Parameters

For information about the parameters that are common to all actions, see [Common Parameters](#).

### DBParameterGroupFamily

The name of a specific DB parameter group family to return details for.

Constraints:

- If supplied, must match an existing DB parameter group family.

Type: String

Required: No

### DefaultOnly

Specifies whether to return only the default version of the specified engine or the engine and major version combination.

Type: Boolean

Required: No

### Engine

The database engine to return version details for.

Valid Values:

- `aurora-mysql`
- `aurora-postgresql`
- `custom-oracle-ee`
- `custom-oracle-ee-cdb`
- `custom-oracle-se2`
- `custom-oracle-se2-cdb`
- `db2-ae`
- `db2-se`



- mariadb
- mysql
- oracle-ee
- oracle-ee-cdb
- oracle-se2
- oracle-se2-cdb
- postgres
- sqlserver-ee
- sqlserver-se
- sqlserver-ex
- sqlserver-web

Type: String

Required: No

### **EngineVersion**

A specific database engine version to return details for.

Example: 5.1.49

Type: String

Required: No

### **Filters.Filter.N**

A filter that specifies one or more DB engine versions to describe.

Supported filters:

- `db-parameter-group-family` - Accepts parameter groups family names. The results list only includes information about the DB engine versions for these parameter group families.
- `engine` - Accepts engine names. The results list only includes information about the DB engine versions for these engines.
- `engine-mode` - Accepts DB engine modes. The results list only includes information about the DB engine versions for these engine modes. Valid DB engine modes are the following:
  - `global`

- `multimaster`
- `parallelquery`
- `provisioned`
- `serverless`
- `engine-version` - Accepts engine versions. The results list only includes information about the DB engine versions for these engine versions.
- `status` - Accepts engine version statuses. The results list only includes information about the DB engine versions for these statuses. Valid statuses are the following:
  - `available`
  - `deprecated`

Type: Array of [Filter](#) objects

Required: No

### **IncludeAll**

Specifies whether to also list the engine versions that aren't available. The default is to list only available engine versions.

Type: Boolean

Required: No

### **ListSupportedCharacterSets**

Specifies whether to list the supported character sets for each engine version.

If this parameter is enabled and the requested engine supports the `CharacterSetName` parameter for `CreateDBInstance`, the response includes a list of supported character sets for each engine version.

For RDS Custom, the default is not to list supported character sets. If you enable this parameter, RDS Custom returns no results.

Type: Boolean

Required: No

### **ListSupportedTimezones**

Specifies whether to list the supported time zones for each engine version.

If this parameter is enabled and the requested engine supports the `TimeZone` parameter for `CreateDBInstance`, the response includes a list of supported time zones for each engine version.

For RDS Custom, the default is not to list supported time zones. If you enable this parameter, RDS Custom returns no results.

Type: Boolean

Required: No

### Marker

An optional pagination token provided by a previous request. If this parameter is specified, the response includes only records beyond the marker, up to the value specified by `MaxRecords`.

Type: String

Required: No

### MaxRecords

The maximum number of records to include in the response. If more than the `MaxRecords` value is available, a pagination token called a marker is included in the response so you can retrieve the remaining results.

Default: 100

Constraints: Minimum 20, maximum 100.

Type: Integer

Required: No

## Response Elements

The following elements are returned by the service.

### **DBEngineVersions.DBEngineVersion.N**

A list of `DBEngineVersion` elements.

Type: Array of [DBEngineVersion](#) objects

## Marker

An optional pagination token provided by a previous request. If this parameter is specified, the response includes only records beyond the marker, up to the value specified by `MaxRecords`.

Type: String

## Errors

For information about the errors that are common to all actions, see [Common Errors](#).

## Examples

### Example

This example illustrates one usage of `DescribeDBEngineVersions`.

### Sample Request

```
https://rds.us-west-2.amazonaws.com/
  ?Action=DescribeDBEngineVersions
  &MaxRecords=100
  &SignatureMethod=HmacSHA256
  &SignatureVersion=4
  &Version=2014-10-31
  &X-Amz-Algorithm=AWS4-HMAC-SHA256
  &X-Amz-Credential=AKIADQKE4SARGYLE/20140421/us-west-2/rds/aws4_request
  &X-Amz-Date=20140421T194732Z
  &X-Amz-SignedHeaders=content-type;host;user-agent;x-amz-content-sha256;x-amz-date
  &X-Amz-Signature=4772d17a4c43bcd209ff42a0778dd23e73f8434253effd7ac53b89ade3dad45f
```

### Sample Response

```
<DescribeDBEngineVersionsResponse xmlns="http://rds.amazonaws.com/doc/2014-10-31/">
  <DescribeDBEngineVersionsResult>
    <DBEngineVersions>
      <DBEngineVersion>
        <Engine>mysql</Engine>
        <DBParameterGroupFamily>mysql5.1</DBParameterGroupFamily>
```

```
<DBEngineDescription>MySQL Community Edition</DBEngineDescription>
<EngineVersion>5.1.57</EngineVersion>
<DBEngineVersionDescription>MySQL 5.1.57</DBEngineVersionDescription>
</DBEngineVersion>
<DBEngineVersion>
  <Engine>mysql</Engine>
  <DBParameterGroupFamily>mysql5.1</DBParameterGroupFamily>
  <DBEngineDescription>MySQL Community Edition</DBEngineDescription>
  <EngineVersion>5.1.61</EngineVersion>
  <DBEngineVersionDescription>MySQL 5.1.61</DBEngineVersionDescription>
</DBEngineVersion>
<DBEngineVersion>
  <Engine>mysql</Engine>
  <DBParameterGroupFamily>mysql5.1</DBParameterGroupFamily>
  <DBEngineDescription>MySQL Community Edition</DBEngineDescription>
  <EngineVersion>5.1.62</EngineVersion>
  <DBEngineVersionDescription>MySQL 5.1.62</DBEngineVersionDescription>
</DBEngineVersion>
</DescribeDBEngineVersionsResult>
<ResponseMetadata>
  <RequestId>b74d2635-b98c-11d3-fbc7-5c0aad74da7c</RequestId>
</ResponseMetadata>
</DescribeDBEngineVersionsResponse>
```

## See Also

For more information about using this API in one of the language-specific AWS SDKs, see the following:

- [AWS Command Line Interface](#)
- [AWS SDK for .NET](#)
- [AWS SDK for C++](#)
- [AWS SDK for Go v2](#)
- [AWS SDK for Java V2](#)
- [AWS SDK for JavaScript V3](#)
- [AWS SDK for PHP V3](#)
- [AWS SDK for Python](#)
- [AWS SDK for Ruby V3](#)

# DescribeDBInstanceAutomatedBackups

Displays backups for both current and deleted instances. For example, use this operation to find details about automated backups for previously deleted instances. Current instances with retention periods greater than zero (0) are returned for both the `DescribeDBInstanceAutomatedBackups` and `DescribeDBInstances` operations.

All parameters are optional.

## Request Parameters

For information about the parameters that are common to all actions, see [Common Parameters](#).

### **DBInstanceAutomatedBackupsArn**

The Amazon Resource Name (ARN) of the replicated automated backups, for example, `arn:aws:rds:us-east-1:123456789012:auto-backup:ab-L2IJCEXJP7XQ7H0J4SIEXAMPLE`.

This setting doesn't apply to RDS Custom.

Type: String

Required: No

### **DBInstanceIdentifier**

(Optional) The user-supplied instance identifier. If this parameter is specified, it must match the identifier of an existing DB instance. It returns information from the specific DB instance's automated backup. This parameter isn't case-sensitive.

Type: String

Required: No

### **DbiResourceId**

The resource ID of the DB instance that is the source of the automated backup. This parameter isn't case-sensitive.

Type: String

Required: No

## Filters.Filter.N

A filter that specifies which resources to return based on status.

Supported filters are the following:

- `status`
  - `active` - Automated backups for current instances.
  - `creating` - Automated backups that are waiting for the first automated snapshot to be available.
  - `retained` - Automated backups for deleted instances and after backup replication is stopped.
- `db-instance-id` - Accepts DB instance identifiers and Amazon Resource Names (ARNs). The results list includes only information about the DB instance automated backups identified by these ARNs.
- `dbi-resource-id` - Accepts DB resource identifiers and Amazon Resource Names (ARNs). The results list includes only information about the DB instance resources identified by these ARNs.

Returns all resources by default. The status for each resource is specified in the response.

Type: Array of [Filter](#) objects

Required: No

## Marker

The pagination token provided in the previous request. If this parameter is specified the response includes only records beyond the marker, up to `MaxRecords`.

Type: String

Required: No

## MaxRecords

The maximum number of records to include in the response. If more records exist than the specified `MaxRecords` value, a pagination token called a marker is included in the response so that you can retrieve the remaining results.

Type: Integer

Required: No

## Response Elements

The following elements are returned by the service.

### **DBInstanceAutomatedBackups.DBInstanceAutomatedBackup.N**

A list of DBInstanceAutomatedBackup instances.

Type: Array of [DBInstanceAutomatedBackup](#) objects

### **Marker**

An optional pagination token provided by a previous request. If this parameter is specified, the response includes only records beyond the marker, up to the value specified by MaxRecords.

Type: String

## Errors

For information about the errors that are common to all actions, see [Common Errors](#).

### **DBInstanceAutomatedBackupNotFound**

No automated backup for this DB instance was found.

HTTP Status Code: 404

## Examples

### **Example**

This example illustrates one usage of DescribeDBInstanceAutomatedBackups.

### **Sample Request**

```
https://rds.us-east-1.amazonaws.com/  
?Action=DescribeDBInstanceAutomatedBackups  
&MaxRecords=100
```



```

&SignatureMethod=HmacSHA256
&SignatureVersion=4
&Version=2014-10-31
&X-Amz-Algorithm=AWS4-HMAC-SHA256
&X-Amz-Credential=AKIADQKE4SARGYLE/20140420/us-east-1/rds/aws4_request
&X-Amz-Date=20180912T200207Z
&X-Amz-SignedHeaders=content-type;host;user-agent;x-amz-content-sha256;x-amz-date
&X-Amz-Signature=caa44629fa60576c2c282d9b74d47647f9e9f229f6d0e52db1d3be0d095743b0

```

## Sample Response

```

<DescribeDBInstanceAutomatedBackupsResponse xmlns="http://rds.amazonaws.com/doc/2014-10-31/">
  <DescribeDBInstanceAutomatedBackupsResult>
    <DBInstanceAutomatedBackups>
      <DBInstanceAutomatedBackup>DeleteDBInstanceAutomatedBackupResultDeleteDBInstanceAutomatedBacku
        <EngineVersion>11.2.0.4.v13</EngineVersion>
        <MasterUsername>admin</MasterUsername>
        <AllocatedStorage>50</AllocatedStorage>
        <InstanceCreateTime>2018-08-17T21:58:30Z</InstanceCreateTime>
        <DbiResourceId>db-IXRXA2XS7KFFA6JWYYWFZEBJDE</DbiResourceId>
        <DBInstanceArn>arn:aws:rds:us-east-1:1234567890:db:myoracle1</DBInstanceArn>
        <DBInstanceIdentifier>myoracle1</DBInstanceIdentifier>
        <RestoreWindow/>
        <Encrypted>>false</Encrypted>
        <Engine>oracle-ee</Engine>
        <Port>1521</Port>
        <LicenseModel>bring-your-own-license</LicenseModel>
        <IAMDatabaseAuthenticationEnabled>>false</IAMDatabaseAuthenticationEnabled>
        <StorageType>magnetic</StorageType>
        <OptionGroupName>default:oracle-ee-11-2</OptionGroupName>
        <Region>us-east-1</Region>
        <Status>creating</Status>
      </DBInstanceAutomatedBackup>
      <DBInstanceAutomatedBackup>
        <EngineVersion>11.2.0.4.v12</EngineVersion>
        <MasterUsername>admin</MasterUsername>
        <AllocatedStorage>50</AllocatedStorage>
        <InstanceCreateTime>2018-08-21T00:32:55Z</InstanceCreateTime>
        <AvailabilityZone>us-east-1d</AvailabilityZone>
        <DbiResourceId>db-YVS5NRBNHPGJZ3IT3WADXYSWYU</DbiResourceId>
        <DBInstanceArn>arn:aws:rds:us-east-1:1234567890:db:myoracle2</DBInstanceArn>

```

```
<DBInstanceIdentifier>myoracle1</DBInstanceIdentifier>
<RestoreWindow>
  <EarliestTime>2018-08-21T00:33:32.648Z</EarliestTime>
  <LatestTime>2018-08-28T20:16:27Z</LatestTime>
</RestoreWindow>
<Encrypted>>false</Encrypted>
<Engine>oracle-ee</Engine>
<Port>1521</Port>
<LicenseModel>bring-your-own-license</LicenseModel>
<IAMDatabaseAuthenticationEnabled>>false</IAMDatabaseAuthenticationEnabled>
<StorageType>magnetic</StorageType>
<OptionGroupName>default:oracle-ee-11-2</OptionGroupName>
<Region>us-east-1</Region>
<Status>active</Status>
</DBInstanceAutomatedBackup>
</DBInstanceAutomatedBackups>
</DescribeDBInstanceAutomatedBackupsResult>
<ResponseMetadata>
<RequestId>298f362b-e14a-4ee0-9840-4546c276014a</RequestId>
</ResponseMetadata>
</DescribeDBInstanceAutomatedBackupsResponse>
```

## See Also

For more information about using this API in one of the language-specific AWS SDKs, see the following:

- [AWS Command Line Interface](#)
- [AWS SDK for .NET](#)
- [AWS SDK for C++](#)
- [AWS SDK for Go v2](#)
- [AWS SDK for Java V2](#)
- [AWS SDK for JavaScript V3](#)
- [AWS SDK for PHP V3](#)
- [AWS SDK for Python](#)
- [AWS SDK for Ruby V3](#)

# DescribeDBInstances

Describes provisioned RDS instances. This API supports pagination.

## Note

This operation can also return information for Amazon Neptune DB instances and Amazon DocumentDB instances.

## Request Parameters

For information about the parameters that are common to all actions, see [Common Parameters](#).

### DBInstanceIdentifier

The user-supplied instance identifier or the Amazon Resource Name (ARN) of the DB instance. If this parameter is specified, information from only the specific DB instance is returned. This parameter isn't case-sensitive.

Constraints:

- If supplied, must match the identifier of an existing DB instance.

Type: String

Required: No

### Filters.Filter.N

A filter that specifies one or more DB instances to describe.

Supported Filters:

- `db-cluster-id` - Accepts DB cluster identifiers and DB cluster Amazon Resource Names (ARNs). The results list only includes information about the DB instances associated with the DB clusters identified by these ARNs.
- `db-instance-id` - Accepts DB instance identifiers and DB instance Amazon Resource Names (ARNs). The results list only includes information about the DB instances identified by these ARNs.
- `dbi-resource-id` - Accepts DB instance resource identifiers. The results list only includes information about the DB instances identified by these DB instance resource identifiers.

- `domain` - Accepts Active Directory directory IDs. The results list only includes information about the DB instances associated with these domains.
- `engine` - Accepts engine names. The results list only includes information about the DB instances for these engines.

Type: Array of [Filter](#) objects

Required: No

### Marker

An optional pagination token provided by a previous `DescribeDBInstances` request. If this parameter is specified, the response includes only records beyond the marker, up to the value specified by `MaxRecords`.

Type: String

Required: No

### MaxRecords

The maximum number of records to include in the response. If more records exist than the specified `MaxRecords` value, a pagination token called a marker is included in the response so that you can retrieve the remaining results.

Default: 100

Constraints: Minimum 20, maximum 100.

Type: Integer

Required: No

## Response Elements

The following elements are returned by the service.

### **DBInstances.DBInstance.N**

A list of `DBInstance` instances.

Type: Array of [DBInstance](#) objects

## Marker

An optional pagination token provided by a previous request. If this parameter is specified, the response includes only records beyond the marker, up to the value specified by `MaxRecords` .

Type: String

## Errors

For information about the errors that are common to all actions, see [Common Errors](#).

### DBInstanceNotFound

`DBInstanceIdentifier` doesn't refer to an existing DB instance.

HTTP Status Code: 404

## Examples

### Example

This example illustrates one usage of `DescribeDBInstances`.

### Sample Request

```
https://rds.us-east-1.amazonaws.com/  
  ?Action=DescribeDBInstances  
  &MaxRecords=100  
  &SignatureMethod=HmacSHA256  
  &SignatureVersion=4  
  &Version=2014-10-31  
  &X-Amz-Algorithm=AWS4-HMAC-SHA256  
  &X-Amz-Credential=AKIADQKE4SARGYLE/20140420/us-east-1/rds/aws4_request  
  &X-Amz-Date=20140420T171917Z  
  &X-Amz-SignedHeaders=content-type;host;user-agent;x-amz-content-sha256;x-amz-date  
  &X-Amz-Signature=caa44629fa60576c2c282d9b74d47647f9e9f229f6d0e52db1d3be0d095743b0
```

### Sample Response

```
<DescribeDBInstancesResponse xmlns="http://rds.amazonaws.com/doc/2014-10-31/">
```

```

<DescribeDBInstancesResult>
  <DBInstances>
    <DBInstance>
      <AllocatedStorage>100</AllocatedStorage>
      <DBParameterGroups>
        <DBParameterGroup>
          <DBParameterGroupName>default.mysql5.6</DBParameterGroupName>
          <ParameterApplyStatus>in-sync</ParameterApplyStatus>
        </DBParameterGroup>
      </DBParameterGroups>
      <AvailabilityZone>us-east-1b</AvailabilityZone>
      <SecondaryAvailabilityZone>us-east-1a</SecondaryAvailabilityZone>
      <DBSecurityGroups/>
      <Iops>1000</Iops>
      <EnhancedMonitoringResourceArn>arn:aws:logs:us-east-1:1234567890:log-
group:RDSOSMetrics:log-stream:db-IXRXA2XS7KFFA6JWYYWFZEBJDE</
EnhancedMonitoringResourceArn>
      <EngineVersion>5.6.39</EngineVersion>
      <MasterUsername>mysqladmin</MasterUsername>
      <InstanceCreateTime>2018-03-28T19:54:07.871Z</InstanceCreateTime>
      <DBInstanceClass>db.m4.xlarge</DBInstanceClass>
      <ReadReplicaDBInstanceIdentifiers/>
      <MonitoringInterval>60</MonitoringInterval>
      <DBInstanceStatus>available</DBInstanceStatus>
      <BackupRetentionPeriod>7</BackupRetentionPeriod>
      <KmsKeyId>arn:aws:kms:us-east-1:1234567890:key/#####</
KmsKeyId>
      <OptionGroupMemberships>
        <OptionGroupMembership>
          <OptionGroupName>default:mysql-5-6</OptionGroupName>
          <Status>in-sync</Status>
        </OptionGroupMembership>
      </OptionGroupMemberships>
      <LatestRestorableTime>2018-03-28T20:10:00Z</LatestRestorableTime>
      <CACertificateIdentifier>rds-ca-2015</CACertificateIdentifier>
      <DbInstancePort>0</DbInstancePort>
      <DbiResourceId>db-IXRXA2XS7KFFA6JWYYWFZEBJDE</DbiResourceId>
      <PreferredBackupWindow>05:27-05:57</PreferredBackupWindow>
      <DBInstanceIdentifier>mysqladmin</DBInstanceIdentifier>
      <DBInstanceArn>arn:aws:rds:us-east-1:1234567890:db:mysqladmin</DBInstanceArn>
      <Endpoint>
        <HostedZoneId>Z2R2ITUGPM61AM</HostedZoneId>
        <Address>mysqladmin.#####.us-east-1.rds.amazonaws.com</Address>
        <Port>3306</Port>
    </DBInstance>
  </DBInstances>
</DescribeDBInstancesResult>

```

```
</Endpoint>
<Engine>mysql</Engine>
<PubliclyAccessible>true</PubliclyAccessible>
<IAMDatabaseAuthenticationEnabled>>false</IAMDatabaseAuthenticationEnabled>
<PerformanceInsightsEnabled>>false</PerformanceInsightsEnabled>
<MultiAZ>true</MultiAZ>
<MonitoringRoleArn>arn:aws:iam::1234567890:role/rds-monitoring-role</
MonitoringRoleArn>
<DomainMemberships/>
<StorageEncrypted>true</StorageEncrypted>
<DBSubnetGroup>
  <VpcId>vpc-#####</VpcId>
  <Subnets>
    <Subnet>
      <SubnetIdentifier>subnet-#####</SubnetIdentifier>
      <SubnetStatus>Active</SubnetStatus>
      <SubnetAvailabilityZone>
        <Name>us-east-1e</Name>
      </SubnetAvailabilityZone>
    </Subnet>
    <Subnet>
      <SubnetIdentifier>subnet-#####</SubnetIdentifier>
      <SubnetStatus>Active</SubnetStatus>
      <SubnetAvailabilityZone>
        <Name>us-east-1d</Name>
      </SubnetAvailabilityZone>
    </Subnet>
    <Subnet>
      <SubnetIdentifier>subnet-#####</SubnetIdentifier>
      <SubnetStatus>Active</SubnetStatus>
      <SubnetAvailabilityZone>
        <Name>us-east-1c</Name>
      </SubnetAvailabilityZone>
    </Subnet>
    <Subnet>
      <SubnetIdentifier>subnet-#####</SubnetIdentifier>
      <SubnetStatus>Active</SubnetStatus>
      <SubnetAvailabilityZone>
        <Name>us-east-1f</Name>
      </SubnetAvailabilityZone>
    </Subnet>
    <Subnet>
      <SubnetIdentifier>subnet-#####</SubnetIdentifier>
      <SubnetStatus>Active</SubnetStatus>
```

```

    <SubnetAvailabilityZone>
      <Name>us-east-1a</Name>
    </SubnetAvailabilityZone>
  </Subnet>
  <Subnet>
    <SubnetIdentifier>subnet-#####</SubnetIdentifier>
    <SubnetStatus>Active</SubnetStatus>
    <SubnetAvailabilityZone>
      <Name>us-east-1b</Name>
    </SubnetAvailabilityZone>
  </Subnet>
</Subnets>
<SubnetGroupStatus>Complete</SubnetGroupStatus>
<DBSubnetGroupDescription>default</DBSubnetGroupDescription>
<DBSubnetGroupName>default</DBSubnetGroupName>
</DBSubnetGroup>
<VpcSecurityGroups>
  <VpcSecurityGroupMembership>
    <VpcSecurityGroupId>sg-#####</VpcSecurityGroupId>
    <Status>active</Status>
  </VpcSecurityGroupMembership>
</VpcSecurityGroups>
<LicenseModel>general-public-license</LicenseModel>
<PendingModifiedValues/>
<PreferredMaintenanceWindow>fri:05:57-fri:06:27</PreferredMaintenanceWindow>
<StorageType>io1</StorageType>
<AutoMinorVersionUpgrade>>true</AutoMinorVersionUpgrade>
<CopyTagsToSnapshot>>false</CopyTagsToSnapshot>
</DBInstance>
<DBInstance>
  <AllocatedStorage>100</AllocatedStorage>
  <DBParameterGroups>
    <DBParameterGroup>
      <DBParameterGroupName>default.oracle-ee-12.1</DBParameterGroupName>
      <ParameterApplyStatus>in-sync</ParameterApplyStatus>
    </DBParameterGroup>
  </DBParameterGroups>
  <AvailabilityZone>us-east-1c</AvailabilityZone>
  <SecondaryAvailabilityZone>us-east-1f</SecondaryAvailabilityZone>
  <DBSecurityGroups/>
  <Iops>1000</Iops>
  <EnhancedMonitoringResourceArn>arn:aws:logs:us-east-1:1234567890:log-
group:RDSOSMetrics:log-stream:db-YVS5NRBNHPGJZ3IT3WADXYYSWYU</
EnhancedMonitoringResourceArn>

```



```

<EngineVersion>12.1.0.2.v11</EngineVersion>
<MasterUsername>oracledbadmin</MasterUsername>
<InstanceCreateTime>2018-03-28T20:00:48.832Z</InstanceCreateTime>
<DBInstanceClass>db.m4.xlarge</DBInstanceClass>
<ReadReplicaDBInstanceIdentifiers/>
<MonitoringInterval>60</MonitoringInterval>
<DBInstanceStatus>available</DBInstanceStatus>
<BackupRetentionPeriod>7</BackupRetentionPeriod>
<KmsKeyId>arn:aws:kms:us-east-1:1234567890:key/#####</KmsKeyId>
<OptionGroupMemberships>
  <OptionGroupMembership>
    <OptionGroupName>default:oracle-ee-12-1</OptionGroupName>
    <Status>in-sync</Status>
  </OptionGroupMembership>
</OptionGroupMemberships>
<LatestRestorableTime>2018-03-28T20:14:30.818Z</LatestRestorableTime>
<CACertificateIdentifier>rds-ca-2015</CACertificateIdentifier>
<DbInstancePort>0</DbInstancePort>
<DbiResourceId>db-YVS5NRBNHPGJZ3IT3WADXYSWYU</DbiResourceId>
<PreferredBackupWindow>07:39-08:09</PreferredBackupWindow>
<DBInstanceIdentifier>oracledb</DBInstanceIdentifier>
<DBInstanceArn>arn:aws:rds:us-east-1:1234567890:db:oracledb</DBInstanceArn>
<Endpoint>
  <HostedZoneId>Z2R2ITUGPM61AM</HostedZoneId>
  <Address>oracledb.#####.us-east-1.rds.amazonaws.com</Address>
  <Port>1521</Port>
</Endpoint>
<Engine>oracle-ee</Engine>
<PubliclyAccessible>true</PubliclyAccessible>
<IAMDatabaseAuthenticationEnabled>>false</IAMDatabaseAuthenticationEnabled>
<PerformanceInsightsEnabled>>false</PerformanceInsightsEnabled>
<DBName>ORCL</DBName>
<MultiAZ>>true</MultiAZ>
<CharacterSetName>AL32UTF8</CharacterSetName>
<MonitoringRoleArn>arn:aws:iam::1234567890:role/rds-monitoring-role</
MonitoringRoleArn>
<DomainMemberships/>
<StorageEncrypted>true</StorageEncrypted>
<DBSubnetGroup>
  <VpcId>vpc-#####</VpcId>
  <Subnets>
    <Subnet>
      <SubnetIdentifier>subnet-#####</SubnetIdentifier>
      <SubnetStatus>Active</SubnetStatus>
    </Subnet>
  </Subnets>

```

```
<SubnetAvailabilityZone>
  <Name>us-east-1e</Name>
</SubnetAvailabilityZone>
</Subnet>
<Subnet>
  <SubnetIdentifier>subnet-#####</SubnetIdentifier>
  <SubnetStatus>Active</SubnetStatus>
  <SubnetAvailabilityZone>
    <Name>us-east-1d</Name>
  </SubnetAvailabilityZone>
</Subnet>
<Subnet>
  <SubnetIdentifier>subnet-#####</SubnetIdentifier>
  <SubnetStatus>Active</SubnetStatus>
  <SubnetAvailabilityZone>
    <Name>us-east-1c</Name>
  </SubnetAvailabilityZone>
</Subnet>
<Subnet>
  <SubnetIdentifier>subnet-#####</SubnetIdentifier>
  <SubnetStatus>Active</SubnetStatus>
  <SubnetAvailabilityZone>
    <Name>us-east-1f</Name>
  </SubnetAvailabilityZone>
</Subnet>
<Subnet>
  <SubnetIdentifier>subnet-#####</SubnetIdentifier>
  <SubnetStatus>Active</SubnetStatus>
  <SubnetAvailabilityZone>
    <Name>us-east-1a</Name>
  </SubnetAvailabilityZone>
</Subnet>
<Subnet>
  <SubnetIdentifier>subnet-#####</SubnetIdentifier>
  <SubnetStatus>Active</SubnetStatus>
  <SubnetAvailabilityZone>
    <Name>us-east-1b</Name>
  </SubnetAvailabilityZone>
</Subnet>
</Subnets>
<SubnetGroupStatus>Complete</SubnetGroupStatus>
<DBSubnetGroupDescription>default</DBSubnetGroupDescription>
<DBSubnetGroupName>default</DBSubnetGroupName>
</DBSubnetGroup>
```

```
<VpcSecurityGroups>
  <VpcSecurityGroupMembership>
    <VpcSecurityGroupId>sg-#####</VpcSecurityGroupId>
    <Status>active</Status>
  </VpcSecurityGroupMembership>
</VpcSecurityGroups>
<LicenseModel>bring-your-own-license</LicenseModel>
<PendingModifiedValues/>
<PreferredMaintenanceWindow>tue:08:39-tue:09:09</PreferredMaintenanceWindow>
<StorageType>io1</StorageType>
<AutoMinorVersionUpgrade>>true</AutoMinorVersionUpgrade>
<CopyTagsToSnapshot>>false</CopyTagsToSnapshot>
</DBInstance>
</DBInstances>
</DescribeDBInstancesResult>
<ResponseMetadata>
  <RequestId>298f362b-e14a-4ee0-9840-4546c276014a</RequestId>
</ResponseMetadata>
</DescribeDBInstancesResponse>
```

## See Also

For more information about using this API in one of the language-specific AWS SDKs, see the following:

- [AWS Command Line Interface](#)
- [AWS SDK for .NET](#)
- [AWS SDK for C++](#)
- [AWS SDK for Go v2](#)
- [AWS SDK for Java V2](#)
- [AWS SDK for JavaScript V3](#)
- [AWS SDK for PHP V3](#)
- [AWS SDK for Python](#)
- [AWS SDK for Ruby V3](#)

# DescribeDBLogFiles

Returns a list of DB log files for the DB instance.

This command doesn't apply to RDS Custom.

## Request Parameters

For information about the parameters that are common to all actions, see [Common Parameters](#).

### DBInstanceIdentifier

The customer-assigned name of the DB instance that contains the log files you want to list.

Constraints:

- Must match the identifier of an existing DBInstance.

Type: String

Required: Yes

### FileLastWritten

Filters the available log files for files written since the specified date, in POSIX timestamp format with milliseconds.

Type: Long

Required: No

### FilenameContains

Filters the available log files for log file names that contain the specified string.

Type: String

Required: No

### FileSize

Filters the available log files for files larger than the specified size.

Type: Long

Required: No

### **Filters.Filter.N**

This parameter isn't currently supported.

Type: Array of [Filter](#) objects

Required: No

### **Marker**

The pagination token provided in the previous request. If this parameter is specified the response includes only records beyond the marker, up to MaxRecords.

Type: String

Required: No

### **MaxRecords**

The maximum number of records to include in the response. If more records exist than the specified MaxRecords value, a pagination token called a marker is included in the response so you can retrieve the remaining results.

Type: Integer

Required: No

## **Response Elements**

The following elements are returned by the service.

### **DescribeDBLogFiles.DescribeDBLogFilesDetails.N**

The DB log files returned.

Type: Array of [DescribeDBLogFilesDetails](#) objects

### **Marker**

A pagination token that can be used in a later DescribeDBLogFiles request.

Type: String

## Errors

For information about the errors that are common to all actions, see [Common Errors](#).

### DBInstanceNotFound

`DBInstanceIdentifier` doesn't refer to an existing DB instance.

HTTP Status Code: 404

## Examples

### Example

This example illustrates one usage of `DescribeDBLogFiles`.

### Sample Request

```
https://rds.us-east-1.amazonaws.com/
?Action=DescribeDBLogFiles
&DBInstanceIdentifier=mysqlldb
&MaxRecords=100
&SignatureMethod=HmacSHA256
&SignatureVersion=4
&Version=2014-10-31
&X-Amz-Algorithm=AWS4-HMAC-SHA256
&X-Amz-Credential=AKIADQKE4SARGYLE/20140421/us-east-1/rds/aws4_request
&X-Amz-Date=20140421T225750Z
&X-Amz-SignedHeaders=content-type;host;user-agent;x-amz-content-sha256;x-amz-date
&X-Amz-Signature=9020fd1bcd658614e058cd2eb8c58572cf6c11460b1e96380635ee428a52e8a1
```

### Sample Response

```
<DescribeDBLogFilesResponse xmlns="http://rds.amazonaws.com/doc/2014-10-31/">
  <DescribeDBLogFilesResult>
    <DescribeDBLogFiles>
      <DescribeDBLogFilesDetails>
        <LastWritten>1398119101000</LastWritten>
        <LogFileName>error/mysql-error-running.log</LogFileName>
```

```
<Size>1599</Size>
</DescribeDBLogFilesDetails>
<DescribeDBLogFilesDetails>
  <LastWritten>1398120900000</LastWritten>
  <LogFileName>error/mysql-error.log</LogFileName>
  <Size>0</Size>
</DescribeDBLogFilesDetails>
</DescribeDBLogFiles>
</DescribeDBLogFilesResult>
<ResponseMetadata>
  <RequestId>4c6ed648-b9f7-11d3-97bd-7999dd5a8f72</RequestId>
</ResponseMetadata>
</DescribeDBLogFilesResponse>
```

## See Also

For more information about using this API in one of the language-specific AWS SDKs, see the following:

- [AWS Command Line Interface](#)
- [AWS SDK for .NET](#)
- [AWS SDK for C++](#)
- [AWS SDK for Go v2](#)
- [AWS SDK for Java V2](#)
- [AWS SDK for JavaScript V3](#)
- [AWS SDK for PHP V3](#)
- [AWS SDK for Python](#)
- [AWS SDK for Ruby V3](#)

# DescribeDBParameterGroups

Returns a list of `DBParameterGroup` descriptions. If a `DBParameterGroupName` is specified, the list will contain only the description of the specified DB parameter group.

## Request Parameters

For information about the parameters that are common to all actions, see [Common Parameters](#).

### **DBParameterGroupName**

The name of a specific DB parameter group to return details for.

Constraints:

- If supplied, must match the name of an existing `DBClusterParameterGroup`.

Type: String

Required: No

### **Filters.Filter.N**

This parameter isn't currently supported.

Type: Array of [Filter](#) objects

Required: No

### **Marker**

An optional pagination token provided by a previous `DescribeDBParameterGroups` request. If this parameter is specified, the response includes only records beyond the marker, up to the value specified by `MaxRecords`.

Type: String

Required: No

### **MaxRecords**

The maximum number of records to include in the response. If more records exist than the specified `MaxRecords` value, a pagination token called a marker is included in the response so that you can retrieve the remaining results.



Default: 100

Constraints: Minimum 20, maximum 100.

Type: Integer

Required: No

## Response Elements

The following elements are returned by the service.

### **DBParameterGroups.DBParameterGroup.N**

A list of `DBParameterGroup` instances.

Type: Array of [DBParameterGroup](#) objects

### **Marker**

An optional pagination token provided by a previous request. If this parameter is specified, the response includes only records beyond the marker, up to the value specified by `MaxRecords`.

Type: String

## Errors

For information about the errors that are common to all actions, see [Common Errors](#).

### **DBParameterGroupNotFound**

`DBParameterGroupName` doesn't refer to an existing DB parameter group.

HTTP Status Code: 404

## Examples

### **Example**

This example illustrates one usage of `DescribeDBParameterGroups`.

## Sample Request

```
https://rds.us-west-2.amazonaws.com/
  ?Action=DescribeDBParameterGroups
  &DBParameterGroupName=mysql1-logs
  &MaxRecords=100
  &SignatureMethod=HmacSHA256
  &SignatureVersion=4
  &Version=2014-10-31
  &X-Amz-Algorithm=AWS4-HMAC-SHA256
  &X-Amz-Credential=AKIADQKE4SARGYLE/20140421/us-west-2/rds/aws4_request
  &X-Amz-Date=20140421T194732Z
  &X-Amz-SignedHeaders=content-type;host;user-agent;x-amz-content-sha256;x-amz-date
  &X-Amz-Signature=e2753df1cb019f212057b51e8a2ac16dae05b344063355b195b560ef6e76661a
```

## Sample Response

```
<DescribeDBParameterGroupsResponse xmlns="http://rds.amazonaws.com/doc/2014-10-31/">
  <DescribeDBParameterGroupsResult>
    <DBParameterGroups>
      <DBParameterGroup>
        <DBParameterGroupFamily>mysql5.1</DBParameterGroupFamily>
        <Description>Default parameter group for mysql5.1</Description>
        <DBParameterGroupName>default.mysql5.1</DBParameterGroupName>
      </DBParameterGroup>
      <DBParameterGroup>
        <DBParameterGroupFamily>mysql5.5</DBParameterGroupFamily>
        <Description>Default parameter group for mysql5.5</Description>
        <DBParameterGroupName>default.mysql5.5</DBParameterGroupName>
      </DBParameterGroup>
      <DBParameterGroup>
        <DBParameterGroupFamily>mysql5.6</DBParameterGroupFamily>
        <Description>Default parameter group for mysql5.6</Description>
        <DBParameterGroupName>default.mysql5.6</DBParameterGroupName>
      </DBParameterGroup>
    </DBParameterGroups>
  </DescribeDBParameterGroupsResult>
  <ResponseMetadata>
    <RequestId>b75d527a-b98c-11d3-f272-7cd6cce12cc5</RequestId>
  </ResponseMetadata>
</DescribeDBParameterGroupsResponse>
```

## See Also

For more information about using this API in one of the language-specific AWS SDKs, see the following:

- [AWS Command Line Interface](#)
- [AWS SDK for .NET](#)
- [AWS SDK for C++](#)
- [AWS SDK for Go v2](#)
- [AWS SDK for Java V2](#)
- [AWS SDK for JavaScript V3](#)
- [AWS SDK for PHP V3](#)
- [AWS SDK for Python](#)
- [AWS SDK for Ruby V3](#)

# DescribeDBParameters

Returns the detailed parameter list for a particular DB parameter group.

## Request Parameters

For information about the parameters that are common to all actions, see [Common Parameters](#).

### DBParameterGroupName

The name of a specific DB parameter group to return details for.

Constraints:

- If supplied, must match the name of an existing DBParameterGroup.

Type: String

Required: Yes

### Filters.Filter.N

This parameter isn't currently supported.

Type: Array of [Filter](#) objects

Required: No

### Marker

An optional pagination token provided by a previous DescribeDBParameters request. If this parameter is specified, the response includes only records beyond the marker, up to the value specified by MaxRecords.

Type: String

Required: No

### MaxRecords

The maximum number of records to include in the response. If more records exist than the specified MaxRecords value, a pagination token called a marker is included in the response so that you can retrieve the remaining results.

Default: 100

Constraints: Minimum 20, maximum 100.

Type: Integer

Required: No

### Source

The parameter types to return.

Default: All parameter types returned

Valid Values: `user` | `system` | `engine-default`

Type: String

Required: No

## Response Elements

The following elements are returned by the service.

### Marker

An optional pagination token provided by a previous request. If this parameter is specified, the response includes only records beyond the marker, up to the value specified by `MaxRecords`.

Type: String

### Parameters.Parameter.N

A list of `Parameter` values.

Type: Array of [Parameter](#) objects

## Errors

For information about the errors that are common to all actions, see [Common Errors](#).

### DBParameterGroupNotFound

`DBParameterGroupName` doesn't refer to an existing DB parameter group.

HTTP Status Code: 404

## Examples

### Example

This example illustrates one usage of DescribeDBParameters.

#### Sample Request

```
https://rds.us-east-1.amazonaws.com/
?Action=DescribeDBParameters
&DBParameterGroupName=oracle-logs
&MaxRecords=100
&SignatureMethod=HmacSHA256
&SignatureVersion=4
&Version=2014-10-31
&X-Amz-Algorithm=AWS4-HMAC-SHA256
&X-Amz-Credential=AKIADQKE4SARGYLE/20140421/us-east-1/rds/aws4_request
&X-Amz-Date=20140421T231357Z
&X-Amz-SignedHeaders=content-type;host;user-agent;x-amz-content-sha256;x-amz-date
&X-Amz-Signature=ac9b18d6ae7cab4bf45ed2caa99cd8438101b293c0a84e80c3bab77f7369cc7
```

#### Sample Response

```
<DescribeDBParametersResponse xmlns="http://rds.amazonaws.com/doc/2014-10-31/">
  <DescribeDBParametersResult>
    <Marker>bG1zdGVuZXJfbmV0d29ya3M=</Marker>
    <Parameters>
      <Parameter>
        <DataType>integer</DataType>
        <Source>engine-default</Source>
        <IsModifiable>true</IsModifiable>
        <Description>number of AQ Time Managers to start</Description>
        <ApplyType>dynamic</ApplyType>
        <AllowedValues>0-40</AllowedValues>
        <ParameterName>aq_tm_processes</ParameterName>
      </Parameter>
      <Parameter>
        <ParameterValue>300</ParameterValue>
        <DataType>integer</DataType>
        <Source>system</Source>
        <IsModifiable>>false</IsModifiable>
    </Parameters>
  </DescribeDBParametersResult>
</DescribeDBParametersResponse>
```

```

    <Description>Maximum number of seconds of redos the standby could lose</
Description>
    <ApplyType>dynamic</ApplyType>
    <ParameterName>archive_lag_target</ParameterName>
</Parameter>
<Parameter>
    <ParameterValue>/rdsdbdata/admin/{dbName}/adump</ParameterValue>
    <DataType>string</DataType>
    <Source>system</Source>
    <IsModifiable>>false</IsModifiable>
    <Description>Directory in which auditing files are to reside</Description>
    <ApplyType>dynamic</ApplyType>
    <ParameterName>audit_file_dest</ParameterName>
</Parameter>
<Parameter>
    <DataType>boolean</DataType>
    <Source>engine-default</Source>
    <IsModifiable>>false</IsModifiable>
    <Description>enable sys auditing</Description>
    <ApplyType>static</ApplyType>
    <AllowedValues>TRUE, FALSE</AllowedValues>
    <ParameterName>audit_sys_operations</ParameterName>
</Parameter>
<Parameter>
    <DataType>string</DataType>
    <Source>engine-default</Source>
    <IsModifiable>>false</IsModifiable>
    <Description>Syslog facility and level</Description>
    <ApplyType>static</ApplyType>
    <ParameterName>audit_syslog_level</ParameterName>
</Parameter>
<Parameter>
    <DataType>string</DataType>
    <Source>engine-default</Source>
    <IsModifiable>>true</IsModifiable>
    <Description>enable system auditing</Description>
    <ApplyType>static</ApplyType>
    <AllowedValues>DB, OS, NONE, TRUE, FALSE, DB_EXTENDED, XML</AllowedValues>
    <ParameterName>audit_trail</ParameterName>
</Parameter>
</Parameters>
</DescribeDBParametersResult>
<ResponseMetadata>
    <RequestId>8c40488f-b9ff-11d3-a15e-7ac49293f4fa</RequestId>

```

```
</ResponseMetadata>  
</DescribeDBParametersResponse>
```

## See Also

For more information about using this API in one of the language-specific AWS SDKs, see the following:

- [AWS Command Line Interface](#)
- [AWS SDK for .NET](#)
- [AWS SDK for C++](#)
- [AWS SDK for Go v2](#)
- [AWS SDK for Java V2](#)
- [AWS SDK for JavaScript V3](#)
- [AWS SDK for PHP V3](#)
- [AWS SDK for Python](#)
- [AWS SDK for Ruby V3](#)



# DescribeDBProxies

Returns information about DB proxies.

## Request Parameters

For information about the parameters that are common to all actions, see [Common Parameters](#).

### DBProxyName

The name of the DB proxy. If you omit this parameter, the output includes information about all DB proxies owned by your AWS account ID.

Type: String

Required: No

### Filters.Filter.N

This parameter is not currently supported.

Type: Array of [Filter](#) objects

Required: No

### Marker

An optional pagination token provided by a previous request. If this parameter is specified, the response includes only records beyond the marker, up to the value specified by MaxRecords.

Type: String

Required: No

### MaxRecords

The maximum number of records to include in the response. If more records exist than the specified MaxRecords value, a pagination token called a marker is included in the response so that the remaining results can be retrieved.

Default: 100

Constraints: Minimum 20, maximum 100.

Type: Integer

Valid Range: Minimum value of 20. Maximum value of 100.

Required: No

## Response Elements

The following elements are returned by the service.

### DBProxies.member.N

A return value representing an arbitrary number of DBProxy data structures.

Type: Array of [DBProxy](#) objects

### Marker

An optional pagination token provided by a previous request. If this parameter is specified, the response includes only records beyond the marker, up to the value specified by MaxRecords.

Type: String

## Errors

For information about the errors that are common to all actions, see [Common Errors](#).

### DBProxyNotFoundFault

The specified proxy name doesn't correspond to a proxy owned by your AWS account in the specified AWS Region.

HTTP Status Code: 404

## See Also

For more information about using this API in one of the language-specific AWS SDKs, see the following:

- [AWS Command Line Interface](#)

- [AWS SDK for .NET](#)
- [AWS SDK for C++](#)
- [AWS SDK for Go v2](#)
- [AWS SDK for Java V2](#)
- [AWS SDK for JavaScript V3](#)
- [AWS SDK for PHP V3](#)
- [AWS SDK for Python](#)
- [AWS SDK for Ruby V3](#)

# DescribeDBProxyEndpoints

Returns information about DB proxy endpoints.

## Request Parameters

For information about the parameters that are common to all actions, see [Common Parameters](#).

### DBProxyEndpointName

The name of a DB proxy endpoint to describe. If you omit this parameter, the output includes information about all DB proxy endpoints associated with the specified proxy.

Type: String

Length Constraints: Minimum length of 1. Maximum length of 63.

Pattern: `[a-zA-Z][a-zA-Z0-9]*(-[a-zA-Z0-9]+)*`

Required: No

### DBProxyName

The name of the DB proxy whose endpoints you want to describe. If you omit this parameter, the output includes information about all DB proxy endpoints associated with all your DB proxies.

Type: String

Length Constraints: Minimum length of 1. Maximum length of 63.

Pattern: `[a-zA-Z][a-zA-Z0-9]*(-[a-zA-Z0-9]+)*`

Required: No

### Filters.Filter.N

This parameter is not currently supported.

Type: Array of [Filter](#) objects

Required: No

## Marker

An optional pagination token provided by a previous request. If this parameter is specified, the response includes only records beyond the marker, up to the value specified by `MaxRecords`.

Type: String

Required: No

## MaxRecords

The maximum number of records to include in the response. If more records exist than the specified `MaxRecords` value, a pagination token called a marker is included in the response so that the remaining results can be retrieved.

Default: 100

Constraints: Minimum 20, maximum 100.

Type: Integer

Valid Range: Minimum value of 20. Maximum value of 100.

Required: No

## Response Elements

The following elements are returned by the service.

### **DBProxyEndpoints.member.N**

The list of `ProxyEndpoint` objects returned by the API operation.

Type: Array of [DBProxyEndpoint](#) objects

## Marker

An optional pagination token provided by a previous request. If this parameter is specified, the response includes only records beyond the marker, up to the value specified by `MaxRecords`.

Type: String

## Errors

For information about the errors that are common to all actions, see [Common Errors](#).

### **DBProxyEndpointNotFoundFault**

The DB proxy endpoint doesn't exist.

HTTP Status Code: 404

### **DBProxyNotFoundFault**

The specified proxy name doesn't correspond to a proxy owned by your AWS account in the specified AWS Region.

HTTP Status Code: 404

## See Also

For more information about using this API in one of the language-specific AWS SDKs, see the following:

- [AWS Command Line Interface](#)
- [AWS SDK for .NET](#)
- [AWS SDK for C++](#)
- [AWS SDK for Go v2](#)
- [AWS SDK for Java V2](#)
- [AWS SDK for JavaScript V3](#)
- [AWS SDK for PHP V3](#)
- [AWS SDK for Python](#)
- [AWS SDK for Ruby V3](#)

# DescribeDBProxyTargetGroups

Returns information about DB proxy target groups, represented by `DBProxyTargetGroup` data structures.

## Request Parameters

For information about the parameters that are common to all actions, see [Common Parameters](#).

### DBProxyName

The identifier of the `DBProxy` associated with the target group.

Type: String

Required: Yes

### Filters.Filter.N

This parameter is not currently supported.

Type: Array of [Filter](#) objects

Required: No

### Marker

An optional pagination token provided by a previous request. If this parameter is specified, the response includes only records beyond the marker, up to the value specified by `MaxRecords`.

Type: String

Required: No

### MaxRecords

The maximum number of records to include in the response. If more records exist than the specified `MaxRecords` value, a pagination token called a marker is included in the response so that the remaining results can be retrieved.

Default: 100

Constraints: Minimum 20, maximum 100.

Type: Integer

Valid Range: Minimum value of 20. Maximum value of 100.

Required: No

### **TargetGroupName**

The identifier of the `DBProxyTargetGroup` to describe.

Type: String

Required: No

## **Response Elements**

The following elements are returned by the service.

### **Marker**

An optional pagination token provided by a previous request. If this parameter is specified, the response includes only records beyond the marker, up to the value specified by `MaxRecords`.

Type: String

### **TargetGroups.member.N**

An arbitrary number of `DBProxyTargetGroup` objects, containing details of the corresponding target groups.

Type: Array of [DBProxyTargetGroup](#) objects

## **Errors**

For information about the errors that are common to all actions, see [Common Errors](#).

### **DBProxyNotFoundFault**

The specified proxy name doesn't correspond to a proxy owned by your AWS account in the specified AWS Region.

HTTP Status Code: 404



## DBProxyTargetGroupNotFoundFault

The specified target group isn't available for a proxy owned by your AWS account in the specified AWS Region.

HTTP Status Code: 404

## InvalidDBProxyStateFault

The requested operation can't be performed while the proxy is in this state.

HTTP Status Code: 400

## See Also

For more information about using this API in one of the language-specific AWS SDKs, see the following:

- [AWS Command Line Interface](#)
- [AWS SDK for .NET](#)
- [AWS SDK for C++](#)
- [AWS SDK for Go v2](#)
- [AWS SDK for Java V2](#)
- [AWS SDK for JavaScript V3](#)
- [AWS SDK for PHP V3](#)
- [AWS SDK for Python](#)
- [AWS SDK for Ruby V3](#)

# DescribeDBProxyTargets

Returns information about DBProxyTarget objects. This API supports pagination.

## Request Parameters

For information about the parameters that are common to all actions, see [Common Parameters](#).

### DBProxyName

The identifier of the DBProxyTarget to describe.

Type: String

Required: Yes

### Filters.Filter.N

This parameter is not currently supported.

Type: Array of [Filter](#) objects

Required: No

### Marker

An optional pagination token provided by a previous request. If this parameter is specified, the response includes only records beyond the marker, up to the value specified by MaxRecords.

Type: String

Required: No

### MaxRecords

The maximum number of records to include in the response. If more records exist than the specified MaxRecords value, a pagination token called a marker is included in the response so that the remaining results can be retrieved.

Default: 100

Constraints: Minimum 20, maximum 100.

Type: Integer

Valid Range: Minimum value of 20. Maximum value of 100.

Required: No

## TargetGroupName

The identifier of the DBProxyTargetGroup to describe.

Type: String

Required: No

## Response Elements

The following elements are returned by the service.

### Marker

An optional pagination token provided by a previous request. If this parameter is specified, the response includes only records beyond the marker, up to the value specified by MaxRecords.

Type: String

### Targets.member.N

An arbitrary number of DBProxyTarget objects, containing details of the corresponding targets.

Type: Array of [DBProxyTarget](#) objects

## Errors

For information about the errors that are common to all actions, see [Common Errors](#).

### DBProxyNotFoundFault

The specified proxy name doesn't correspond to a proxy owned by your AWS account in the specified AWS Region.

HTTP Status Code: 404

### DBProxyTargetGroupNotFoundFault

The specified target group isn't available for a proxy owned by your AWS account in the specified AWS Region.

HTTP Status Code: 404

### **DBProxyTargetNotFoundFault**

The specified RDS DB instance or Aurora DB cluster isn't available for a proxy owned by your AWS account in the specified AWS Region.

HTTP Status Code: 404

### **InvalidDBProxyStateFault**

The requested operation can't be performed while the proxy is in this state.

HTTP Status Code: 400

## **See Also**

For more information about using this API in one of the language-specific AWS SDKs, see the following:

- [AWS Command Line Interface](#)
- [AWS SDK for .NET](#)
- [AWS SDK for C++](#)
- [AWS SDK for Go v2](#)
- [AWS SDK for Java V2](#)
- [AWS SDK for JavaScript V3](#)
- [AWS SDK for PHP V3](#)
- [AWS SDK for Python](#)
- [AWS SDK for Ruby V3](#)

# DescribeDBRecommendations

Describes the recommendations to resolve the issues for your DB instances, DB clusters, and DB parameter groups.

## Request Parameters

For information about the parameters that are common to all actions, see [Common Parameters](#).

### Filters.Filter.N

A filter that specifies one or more recommendations to describe.

Supported Filters:

- `recommendation-id` - Accepts a list of recommendation identifiers. The results list only includes the recommendations whose identifier is one of the specified filter values.
- `status` - Accepts a list of recommendation statuses.

Valid values:

- `active` - The recommendations which are ready for you to apply.
- `pending` - The applied or scheduled recommendations which are in progress.
- `resolved` - The recommendations which are completed.
- `dismissed` - The recommendations that you dismissed.

The results list only includes the recommendations whose status is one of the specified filter values.

- `severity` - Accepts a list of recommendation severities. The results list only includes the recommendations whose severity is one of the specified filter values.

Valid values:

- `high`
- `medium`
- `low`
- `informational`
- `type-id` - Accepts a list of recommendation type identifiers. The results list only includes the recommendations whose type is one of the specified filter values.

- `dbi-resource-id` - Accepts a list of database resource identifiers. The results list only includes the recommendations that generated for the specified databases.
- `cluster-resource-id` - Accepts a list of cluster resource identifiers. The results list only includes the recommendations that generated for the specified clusters.
- `pg-arn` - Accepts a list of parameter group ARNs. The results list only includes the recommendations that generated for the specified parameter groups.
- `cluster-pg-arn` - Accepts a list of cluster parameter group ARNs. The results list only includes the recommendations that generated for the specified cluster parameter groups.

Type: Array of [Filter](#) objects

Required: No

### **LastUpdatedAfter**

A filter to include only the recommendations that were updated after this specified time.

Type: Timestamp

Required: No

### **LastUpdatedBefore**

A filter to include only the recommendations that were updated before this specified time.

Type: Timestamp

Required: No

### **Locale**

The language that you choose to return the list of recommendations.

Valid values:

- `en`
- `en_UK`
- `de`
- `es`
- `fr`
- `id`

- `it`
- `ja`
- `ko`
- `pt_BR`
- `zh_TW`
- `zh_CN`

Type: String

Required: No

### Marker

An optional pagination token provided by a previous `DescribeDBRecommendations` request. If this parameter is specified, the response includes only records beyond the marker, up to the value specified by `MaxRecords`.

Type: String

Required: No

### MaxRecords

The maximum number of recommendations to include in the response. If more records exist than the specified `MaxRecords` value, a pagination token called a marker is included in the response so that you can retrieve the remaining results.

Type: Integer

Required: No

## Response Elements

The following elements are returned by the service.

### **DBRecommendations.member.N**

A list of recommendations which is returned from `DescribeDBRecommendations` API request.

Type: Array of [DBRecommendation](#) objects

## Marker

An optional pagination token provided by a previous `DBRecommendationsMessage` request. This token can be used later in a `DescribeDBRecomendations` request.

Type: String

## Errors

For information about the errors that are common to all actions, see [Common Errors](#).

## Examples

### Describing all the recommendations in the account

This example illustrates one usage of `DescribeDBRecommendations`.

#### Sample Request

```
https://rds.us-east-1.amazonaws.com/
?Action=DescribeDBRecommendations
&SignatureMethod=HmacSHA256
&SignatureVersion=4
&Version=2014-10-31
&X-Amz-Algorithm=AWS4-HMAC-SHA256
&X-Amz-Credential=AKIADQKE4SARGYLE/20230222/us-east-1/rds/aws4_request
&X-Amz-Date=20230222T200807Z
&X-Amz-SignedHeaders=content-type;host;user-agent;x-amz-content-sha256;x-amz-date
&X-Amz-Signature=2d4f2b9e8abc31122b5546f94c0499bba47de813cb875f9b9c78e8e19c9afe1b
```

#### Sample Response

```
<DescribeDBRecommendationsResponse xmlns="http://rds.amazonaws.com/doc/2014-10-31/">
  <DescribeDBRecommendationsResult>
    <DBRecommendations>
      <member>
        <RecommendationId>15e811d7-ec23-4d94-8d28-74cd2e7729ad</RecommendationId>
        <TypeId>config_recommendation::multi_az_instance</TypeId>
        <Severity>low</Severity>
      </member>
    </DBRecommendations>
  </DescribeDBRecommendationsResult>
</DescribeDBRecommendationsResponse>
```



```
<ResourceArn>arn:aws:rds:us-west-2:636812126935:db:mariadb-instance</ResourceArn>
<Status>active</Status>
<CreatedTime>2023-10-05T18:04:04.017000+00:00</CreatedTime>
<UpdatedTime>2023-10-20T18:35:46+00:00</UpdatedTime>
<Detection>**1 resource** is not a Multi-AZ instance</Detection>
<Recommendation>Set up Multi-AZ for the impacted DB instances</Recommendation>
<Description>We recommend that you use Multi-AZ deployment. The Multi-AZ
deployments enhance the availability and durability of the DB instance. Click Info for
more details about Multi-AZ deployment and pricing.</Description>
<RecommendedActions>
  <member>
    <ActionId>806effbdc8853c4bf0e794c0c240ee8e</ActionId>
    <Operation>modifyDbInstance</Operation>
    <Parameters>
      <member>
        <Key>MultiAZ</Key>
        <Value>>true</Value>
      </member>
      <member>
        <Key>DBInstanceIdentifier</Key>
        <Value>mariadb-instance</Value>
      </member>
    </Parameters>
    <ApplyModes>
      <member>immediately</member>
      <member>next-maintenance-window</member>
    </ApplyModes>
    <Status>ready</Status>
    <ContextAttributes>
      <member>
        <Key>resourceArn</Key>
        <Value>arn:aws:rds:us-west-2:636812126935:db:mariadb-instance</Value>
      </member>
    </ContextAttributes>
    <ContextAttributes>
      <member>
        <Key>engineName</Key>
        <Value>mariadb</Value>
      </member>
    </ContextAttributes>
  </member>
</RecommendedActions>
<Category>reliability</Category>
```

```

    <Source>RDS</Source>
    <TypeDetection>**[resource-count] resources** are not Multi-AZ instances</
TypeDetection>
    <TypeRecommendation>Set up Multi-AZ for the impacted DB instances</
TypeRecommendation>
    <Impact>Data availability at risk</Impact>
    <AdditionalInfo>In an Amazon RDS Multi-AZ deployment, Amazon RDS automatically
creates a primary database instance and replicates the data to an instance in a
different availability zone. When it detects a failure, Amazon RDS automatically fails
over to a standby instance without manual intervention.</AdditionalInfo>
    <Links>
    <member>
    <Text>Pricing for Amazon RDS Multi-AZ</Text>
    <Url>https://aws.amazon.com/rds/features/multi-az/#Pricing</Url>
    </member>
    </Links>
  </member>
  <member>
    <RecommendationId>8c9132b0-267d-4493-b3c4-aedd0920809d</RecommendationId>
    <TypeId>config_recommendation::enhanced_monitoring_off</TypeId>
    <Severity>low</Severity>
    <ResourceArn>arn:aws:rds:us-west-2:636812126935:db:mariadb-instance</
ResourceArn>
    <Status>active</Status>
    <CreatedTime>2023-10-05T18:04:03.957000+00:00</CreatedTime>
    <UpdatedTime>2023-10-20T18:35:46+00:00</UpdatedTime>
    <Detection>**1 resource** doesn't have Enhanced Monitoring enabled</Detection>
    <Recommendation>Turn on Enhanced Monitoring</Recommendation>
    <Description>Your database resources don't have Enhanced Monitoring turned on.
Enhanced Monitoring provides real-time operating system metrics for monitoring and
troubleshooting.</Description>
    <RecommendedActions>
    <member>
    <ActionId>a2e5e55f28854f9ec12f45c227d85f48</ActionId>
    <Operation>modifyDbInstance</Operation>
    <Parameters>
    <member>
    <Key>MonitoringInterval</Key>
    <Value>60</Value>
    </member>
    <member>
    <Key>DBInstanceIdentifier</Key>
    <Value>mariadb-instance</Value>
    </member>
  </member>

```

```

    </Parameters>
    <ApplyModes>
      <member>immediately</member>
    </ApplyModes>
    <Status>ready</Status>
    <ContextAttributes>
      <member>
        <Key>resourceArn</Key>
        <Value>arn:aws:rds:us-west-2:636812126935:db:mariadb-instance</Value>
      </member>
      <member>
        <Key>engineName</Key>
        <Value>mariadb</Value>
      </member>
      <member>
        <Key>recommendedValue</Key>
        <Value>60</Value>
      </member>
    </ContextAttributes>
  </member>
</RecommendedActions>
<Category>reliability</Category>
<Source>RDS</Source>
<TypeDetection>**[resource-count] resources** don't have Enhanced Monitoring
enabled</TypeDetection>
<TypeRecommendation>Turn on Enhanced Monitoring</TypeRecommendation>
<Impact>Reduced operational visibility</Impact>
<AdditionalInfo>Enhanced Monitoring for Amazon RDS provides additional
visibility on the health of your DB instances. We recommend that you turn on Enhanced
Monitoring. When the Enhanced Monitoring option is turned on for your DB instance, it
collects vital operating system metrics and process information.</AdditionalInfo>
<Links>
  <member>
    <Text>Turning Enhanced Monitoring on and off</Text>
    <Url>https://docs.aws.amazon.com/AmazonRDS/latest/UserGuide/
USER_Monitoring.OS.html</Url>
  </member>
</Links>
</member>
<member>
  <RecommendationId>bdbda802-2472-406f-a7bc-e17ee5836a76</RecommendationId>
  <TypeId>performance_recommendation::temp_tables_on_disk</TypeId>
  <Severity>high</Severity>
  <ResourceArn>arn:aws:rds:us-west-2:636812126935:db:mysql-instance</ResourceArn>

```

```

    <Status>active</Status>
    <CreatedTime>2023-10-05T17:11:07.307000+00:00</CreatedTime>
    <UpdatedTime>2023-10-13T18:40:33+00:00</UpdatedTime>
    <Detection>Instance [resource-name] is creating temporary tables on disk</
Detection>
    <Recommendation>Review memory parameters and tune queries</Recommendation>
    <Description>Based on your usage, we recommend the following: \n \n*
Review memory parameters and tune queries. For example:\n\t* Use the TempTable
storage engine in MySQL 8.0.\n\t* Tune the database parameters tmp_table_size and
max_heap_table_size.\n\t* Select only necessary columns and avoid using BLOB and TEXT
columns.\n\t* Index columns involved in sorting and grouping.\n\t* Reduce the data
returned by your queries. Investigate them by querying sys.statements_with_temp_table.
\n* [View troubleshooting doc](https://docs.aws.amazon.com/AmazonRDS/latest/
AuroraUserGuide/proactive-insights.temp-tables.html) \n \n@> Why do we recommend
this? \nWhen temporary data can't fit in memory, the database uses on-disk temporary
tables. These tables can decrease performance, increase the duration of scheduled
upgrades, and increase the IOPS rate. \n \nWithin 15 minutes, the database created
more than 2 temporary tables per second and more than 50% of all temporary tables used
disk. \n@></Description>
    <RecommendedActions/>
    <Category>performance</Category>
    <Source>RDS</Source>
    <Impact>Database performance degradation</Impact>
    <IssueDetails>
    <PerformanceIssueDetails>
    <StartTime>2023-09-11T19:00:21+00:00</StartTime>
    <Metrics>
    <member>
    <Name>Temporary Tables On Disk</Name>
    <References>
    <member>
    <Name>Temp Tables on Disk Rate</Name>
    <ReferenceDetails>
    <ScalarReferenceDetails>
    <Value>2</Value>
    </ScalarReferenceDetails>
    </ReferenceDetails>
    </member>
    </References>
    <StatisticsDetails>==Peak value: 3== \nMedium severity threshold: 2
\nHigh severity threshold: -</StatisticsDetails>
    <MetricQuery>
    <PerformanceInsightsMetricQuery>
    <Metric>db.Temp.Created_tmp_disk_tables.avg</Metric>

```

```

        </PerformanceInsightsMetricQuery>
    </MetricQuery>
</member>
<member>
    <Name>Percentage of the temporary tables created that use disk</Name>
    <References>
        <member>
            <Name>Temp Tables on Disk Percent</Name>
            <ReferenceDetails>
                <ScalarReferenceDetails>
                    <Value>50</Value>
                </ScalarReferenceDetails>
            </ReferenceDetails>
        </member>
    </References>
    <StatisticsDetails>==Peak value: 59== \nMedium severity threshold: 50
\nHigh severity threshold: -</StatisticsDetails>
    <MetricQuery>
        <PerformanceInsightsMetricQuery>
            <Metric>db.Temp.temp_disk_tables_percent.avg</Metric>
        </PerformanceInsightsMetricQuery>
    </MetricQuery>
</member>
<member>
    <Name>Total Created Temporary Tables</Name>
    <StatisticsDetails>==Peak value: -== \nMedium severity threshold: -
\nHigh severity threshold: -</StatisticsDetails>
    <MetricQuery>
        <PerformanceInsightsMetricQuery>
            <Metric>db.Temp.Created_tmp_tables.max</Metric>
        </PerformanceInsightsMetricQuery>
    </MetricQuery>
</member>
</Metrics>
    <Analysis>Starting on 09/11/2023 19:00:21, your recent on-disk temporary
table usage increased significantly, up to 58.82 percent. The database is creating
up to 3 temporary tables per second on disk, which might impact performance. This
insight appears because both the percentage of temporary tables on disk and the rate
of temporary tables on disk created per second exceeded their thresholds.</Analysis>
    </PerformanceIssueDetails>
</IssueDetails>
</member>
</DBRecommendations>
</DescribeDBRecommendationsResult>

```

```
</DescribeDBRecommendationsResponse>
```

## Filtering the recommendations by last updated time

This example illustrates one usage of DescribeDBRecommendations.

### Sample Request

```
https://rds.us-east-1.amazonaws.com/  
  ?Action=DescribeDBRecommendations  
  &LastUpdatedBefore=2023-10-21  
  &LastUpdatedAfter=2023-10-19  
  &SignatureMethod=HmacSHA256  
  &SignatureVersion=4  
  &Version=2014-10-31  
  &X-Amz-Algorithm=AWS4-HMAC-SHA256  
  &X-Amz-Credential=AKIADQKE4SARGYLE/20230222/us-east-1/rds/aws4_request  
  &X-Amz-Date=20230222T200807Z  
  &X-Amz-SignedHeaders=content-type;host;user-agent;x-amz-content-sha256;x-amz-date  
  &X-Amz-Signature=2d4f2b9e8abc31122b5546f94c0499bba47de813cb875f9b9c78e8e19c9afe1b
```

### Sample Response

```
<DescribeDBRecommendationsResponse xmlns="http://rds.amazonaws.com/doc/2014-10-31/">  
  <DescribeDBRecommendationsResult>  
    <DBRecommendations>  
      <member>  
        <RecommendationId>15e811d7-ec23-4d94-8d28-74cd2e7729ad</RecommendationId>  
        <TypeId>config_recommendation::multi_az_instance</TypeId>  
        <Severity>low</Severity>  
        <ResourceArn>arn:aws:rds:us-west-2:636812126935:db:mariadb-instance</  
ResourceArn>  
        <Status>active</Status>  
        <CreatedTime>2023-10-05T18:04:04.017000+00:00</CreatedTime>  
        <UpdatedTime>2023-10-20T18:35:46+00:00</UpdatedTime>  
        <Detection>**1 resource** is not a Multi-AZ instance</Detection>  
        <Recommendation>Set up Multi-AZ for the impacted DB instances</Recommendation>
```

```

    <Description>We recommend that you use Multi-AZ deployment. The Multi-AZ
    deployments enhance the availability and durability of the DB instance. Click Info for
    more details about Multi-AZ deployment and pricing.</Description>
    <RecommendedActions>
      <member>
        <ActionId>806effbdc8853c4bf0e794c0c240ee8e</ActionId>
        <Operation>modifyDbInstance</Operation>
        <Parameters>
          <member>
            <Key>MultiAZ</Key>
            <Value>>true</Value>
          </member>
          <member>
            <Key>DBInstanceIdentifier</Key>
            <Value>mariadb-instance</Value>
          </member>
        </Parameters>
        <ApplyModes>
          <member>immediately</member>
          <member>next-maintenance-window</member>
        </ApplyModes>
        <Status>ready</Status>
        <ContextAttributes>
          <member>
            <Key>resourceArn</Key>
            <Value>arn:aws:rds:us-west-2:636812126935:db:mariadb-instance</Value>
          </member>
        </ContextAttributes>
        <ContextAttributes>
          <member>
            <Key>engineName</Key>
            <Value>mariadb</Value>
          </member>
        </ContextAttributes>
      </member>
    </RecommendedActions>
    <Category>reliability</Category>
    <Source>RDS</Source>
    <TypeDetection> **[resource-count] resources ** are not Multi-AZ instances</
TypeDetection>
    <TypeRecommendation>Set up Multi-AZ for the impacted DB instances</
TypeRecommendation>
    <Impact>Data availability at risk</Impact>

```

```

    <AdditionalInfo>In an Amazon RDS Multi-AZ deployment, Amazon RDS automatically
    creates a primary database instance and replicates the data to an instance in a
    different availability zone. When it detects a failure, Amazon RDS automatically fails
    over to a standby instance without manual intervention.</AdditionalInfo>

```

```

    <Links>

```

```

      <member>

```

```

        <Text>Pricing for Amazon RDS Multi-AZ</Text>

```

```

        <Url>https://aws.amazon.com/rds/features/multi-az/#Pricing</Url>

```

```

      </member>

```

```

    </Links>

```

```

  </member>

```

```

  <member>

```

```

    <RecommendationId>8c9132b0-267d-4493-b3c4-aedd0920809d</RecommendationId>

```

```

    <TypeId>config_recommendation::enhanced_monitoring_off</TypeId>

```

```

    <Severity>low</Severity>

```

```

    <ResourceArn>arn:aws:rds:us-west-2:636812126935:db:mariadb-instance</

```

```

ResourceArn>

```

```

    <Status>active</Status>

```

```

    <CreatedTime>2023-10-05T18:04:03.957000+00:00</CreatedTime>

```

```

    <UpdatedTime>2023-10-20T18:35:46+00:00</UpdatedTime>

```

```

    <Detection>**1 resource** doesn't have Enhanced Monitoring enabled</Detection>

```

```

    <Recommendation>Turn on Enhanced Monitoring</Recommendation>

```

```

    <Description>Your database resources don't have Enhanced Monitoring turned on.
    Enhanced Monitoring provides real-time operating system metrics for monitoring and
    troubleshooting.</Description>

```

```

    <RecommendedActions>

```

```

      <member>

```

```

        <ActionId>a2e5e55f28854f9ec12f45c227d85f48</ActionId>

```

```

        <Operation>modifyDbInstance</Operation>

```

```

        <Parameters>

```

```

          <member>

```

```

            <Key>MonitoringInterval</Key>

```

```

            <Value>60</Value>

```

```

          </member>

```

```

          <member>

```

```

            <Key>DBInstanceIdentifier</Key>

```

```

            <Value>mariadb-instance</Value>

```

```

          </member>

```

```

        </Parameters>

```

```

        <ApplyModes>

```

```

          <member>immediately</member>

```

```

        </ApplyModes>

```

```

        <Status>ready</Status>

```

```

        <ContextAttributes>

```



```

    <member>
      <Key>resourceArn</Key>
      <Value>arn:aws:rds:us-west-2:636812126935:db:mariadb-instance</Value>
    </member>
    <member>
      <Key>engineName</Key>
      <Value>mariadb</Value>
    </member>
    <member>
      <Key>recommendedValue</Key>
      <Value>60</Value>
    </member>
  </ContextAttributes>
</member>
</RecommendedActions>
<Category>reliability</Category>
<Source>RDS</Source>
<TypeDetection>**[resource-count] resources** don't have Enhanced Monitoring
enabled</TypeDetection>
<TypeRecommendation>Turn on Enhanced Monitoring</TypeRecommendation>
<Impact>Reduced operational visibility</Impact>
<AdditionalInfo>Enhanced Monitoring for Amazon RDS provides additional
visibility on the health of your DB instances. We recommend that you turn on Enhanced
Monitoring. When the Enhanced Monitoring option is turned on for your DB instance, it
collects vital operating system metrics and process information.</AdditionalInfo>
<Links>
  <member>
    <Text>Turning Enhanced Monitoring on and off</Text>
    <Url>https://docs.aws.amazon.com/AmazonRDS/latest/UserGuide/
USER_Monitoring.OS.html</Url>
  </member>
</Links>
</member>
</DBRecommendations>
</DescribeDBRecommendationsResult>
</DescribeDBRecommendationsResponse>

```

## See Also

For more information about using this API in one of the language-specific AWS SDKs, see the following:

- [AWS Command Line Interface](#)
- [AWS SDK for .NET](#)
- [AWS SDK for C++](#)
- [AWS SDK for Go v2](#)
- [AWS SDK for Java V2](#)
- [AWS SDK for JavaScript V3](#)
- [AWS SDK for PHP V3](#)
- [AWS SDK for Python](#)
- [AWS SDK for Ruby V3](#)

# DescribeDBSecurityGroups

Returns a list of DBSecurityGroup descriptions. If a DBSecurityGroupName is specified, the list will contain only the descriptions of the specified DB security group.

## Note

EC2-Classic was retired on August 15, 2022. If you haven't migrated from EC2-Classic to a VPC, we recommend that you migrate as soon as possible. For more information, see [Migrate from EC2-Classic to a VPC](#) in the *Amazon EC2 User Guide*, the blog [EC2-Classic Networking is Retiring – Here's How to Prepare](#), and [Moving a DB instance not in a VPC into a VPC](#) in the *Amazon RDS User Guide*.

## Request Parameters

For information about the parameters that are common to all actions, see [Common Parameters](#).

### DBSecurityGroupName

The name of the DB security group to return details for.

Type: String

Required: No

### Filters.Filter.N

This parameter isn't currently supported.

Type: Array of [Filter](#) objects

Required: No

### Marker

An optional pagination token provided by a previous DescribeDBSecurityGroups request. If this parameter is specified, the response includes only records beyond the marker, up to the value specified by MaxRecords.

Type: String

Required: No

## MaxRecords

The maximum number of records to include in the response. If more records exist than the specified MaxRecords value, a pagination token called a marker is included in the response so that you can retrieve the remaining results.

Default: 100

Constraints: Minimum 20, maximum 100.

Type: Integer

Required: No

## Response Elements

The following elements are returned by the service.

### DBSecurityGroups.DBSecurityGroup.N

A list of DBSecurityGroup instances.

Type: Array of [DBSecurityGroup](#) objects

### Marker

An optional pagination token provided by a previous request. If this parameter is specified, the response includes only records beyond the marker, up to the value specified by MaxRecords.

Type: String

## Errors

For information about the errors that are common to all actions, see [Common Errors](#).

### DBSecurityGroupNotFound

DBSecurityGroupName doesn't refer to an existing DB security group.

HTTP Status Code: 404

## Examples

### Example

This example illustrates one usage of DescribeDBSecurityGroups.

### Sample Request

```
https://rds.us-west-2.amazonaws.com/
?Action=DescribeDBSecurityGroups
&MaxRecords=100
&SignatureMethod=HmacSHA256
&SignatureVersion=4
&Version=2014-10-31
&X-Amz-Algorithm=AWS4-HMAC-SHA256
&X-Amz-Credential=AKIADQKE4SARGYLE/20140421/us-west-2/rds/aws4_request
&X-Amz-Date=20140421T194732Z
&X-Amz-SignedHeaders=content-type;host;user-agent;x-amz-content-sha256;x-amz-date
&X-Amz-Signature=b14bcddedcf2fd7ffbbcc45ed2caa99cd848ee309a19070f946ad2a54f5331fe
```

### Sample Response

```
<DescribeDBSecurityGroupsResponse xmlns="http://rds.amazonaws.com/doc/2014-10-31/">
  <DescribeDBSecurityGroupsResult>
    <DBSecurityGroups>
      <DBSecurityGroup>
        <EC2SecurityGroups/>
        <DBSecurityGroupDescription>My security group</DBSecurityGroupDescription>
        <IPRanges>
          <IPRange>
            <CIDRIP>192.0.0.0/24</CIDRIP>
            <Status>authorized</Status>
          </IPRange>
          <IPRange>
            <CIDRIP>190.0.1.0/29</CIDRIP>
            <Status>authorized</Status>
          </IPRange>
          <IPRange>
            <CIDRIP>190.0.2.0/29</CIDRIP>
            <Status>authorized</Status>
          </IPRange>
        </IPRanges>
      </DBSecurityGroup>
    </DBSecurityGroups>
  </DescribeDBSecurityGroupsResult>
</DescribeDBSecurityGroupsResponse>
```

```
<IPRange>
  <CIDRIP>10.0.0.0/8</CIDRIP>
  <Status>authorized</Status>
</IPRange>
</IPRanges>
<OwnerId>803#####</OwnerId>
<DBSecurityGroupName>my-secgrp</DBSecurityGroupName>
</DBSecurityGroup>
<DBSecurityGroup>
  <EC2SecurityGroups/>
  <DBSecurityGroupDescription>default</DBSecurityGroupDescription>
  <IPRanges/>
  <OwnerId>803#####</OwnerId>
  <DBSecurityGroupName>default</DBSecurityGroupName>
</DBSecurityGroup>
</DBSecurityGroups>
</DescribeDBSecurityGroupsResult>
<ResponseMetadata>
  <RequestId>b76e692c-b98c-11d3-a907-5a2c468b9cb0</RequestId>
</ResponseMetadata>
</DescribeDBSecurityGroupsResponse>
```

## See Also

For more information about using this API in one of the language-specific AWS SDKs, see the following:

- [AWS Command Line Interface](#)
- [AWS SDK for .NET](#)
- [AWS SDK for C++](#)
- [AWS SDK for Go v2](#)
- [AWS SDK for Java V2](#)
- [AWS SDK for JavaScript V3](#)
- [AWS SDK for PHP V3](#)
- [AWS SDK for Python](#)
- [AWS SDK for Ruby V3](#)

# DescribeDBShardGroups

Describes existing Aurora Limitless Database DB shard groups.

## Request Parameters

For information about the parameters that are common to all actions, see [Common Parameters](#).

### DBShardGroupIdentifier

The user-supplied DB shard group identifier or the Amazon Resource Name (ARN) of the DB shard group. If this parameter is specified, information for only the specific DB shard group is returned. This parameter isn't case-sensitive.

Constraints:

- If supplied, must match an existing DB shard group identifier.

Type: String

Length Constraints: Minimum length of 1. Maximum length of 63.

Pattern: `[a-zA-Z][a-zA-Z0-9]*(-[a-zA-Z0-9]+)*`

Required: No

### Filters.Filter.N

A filter that specifies one or more DB shard groups to describe.

Type: Array of [Filter](#) objects

Required: No

### Marker

An optional pagination token provided by a previous DescribeDBShardGroups request. If this parameter is specified, the response includes only records beyond the marker, up to the value specified by MaxRecords.

Type: String

Required: No

## MaxRecords

The maximum number of records to include in the response. If more records exist than the specified MaxRecords value, a pagination token called a marker is included in the response so you can retrieve the remaining results.

Default: 100

Constraints: Minimum 20, maximum 100

Type: Integer

Valid Range: Minimum value of 20. Maximum value of 100.

Required: No

## Response Elements

The following elements are returned by the service.

### DBShardGroups.DBShardGroup.N

Contains a list of DB shard groups for the user.

Type: Array of [DBShardGroup](#) objects

### Marker

A pagination token that can be used in a later DescribeDBClusters request.

Type: String

## Errors

For information about the errors that are common to all actions, see [Common Errors](#).

### DBClusterNotFoundFault

DBClusterIdentifier doesn't refer to an existing DB cluster.

HTTP Status Code: 404



## DBShardGroupNotFound

The specified DB shard group name wasn't found.

HTTP Status Code: 404

## See Also

For more information about using this API in one of the language-specific AWS SDKs, see the following:

- [AWS Command Line Interface](#)
- [AWS SDK for .NET](#)
- [AWS SDK for C++](#)
- [AWS SDK for Go v2](#)
- [AWS SDK for Java V2](#)
- [AWS SDK for JavaScript V3](#)
- [AWS SDK for PHP V3](#)
- [AWS SDK for Python](#)
- [AWS SDK for Ruby V3](#)

# DescribeDBSnapshotAttributes

Returns a list of DB snapshot attribute names and values for a manual DB snapshot.

When sharing snapshots with other AWS accounts, `DescribeDBSnapshotAttributes` returns the `restore` attribute and a list of IDs for the AWS accounts that are authorized to copy or restore the manual DB snapshot. If `all` is included in the list of values for the `restore` attribute, then the manual DB snapshot is public and can be copied or restored by all AWS accounts.

To add or remove access for an AWS account to copy or restore a manual DB snapshot, or to make the manual DB snapshot public or private, use the `ModifyDBSnapshotAttribute` API action.

## Request Parameters

For information about the parameters that are common to all actions, see [Common Parameters](#).

### DBSnapshotIdentifier

The identifier for the DB snapshot to describe the attributes for.

Type: String

Required: Yes

## Response Elements

The following element is returned by the service.

### DBSnapshotAttributesResult

Contains the results of a successful call to the `DescribeDBSnapshotAttributes` API action.

Manual DB snapshot attributes are used to authorize other AWS accounts to copy or restore a manual DB snapshot. For more information, see the `ModifyDBSnapshotAttribute` API action.

Type: [DBSnapshotAttributesResult](#) object

## Errors

For information about the errors that are common to all actions, see [Common Errors](#).

## DBSnapshotNotFound

DBSnapshotIdentifier doesn't refer to an existing DB snapshot.

HTTP Status Code: 404

## Examples

### Example

This example illustrates one usage of DescribeDBSnapshotAttributes.

### Sample Request

```
https://rds.us-west-2.amazonaws.com/
  ?Action=DescribeDBSnapshotAttributes
  &DBSnapshotIdentifier>manual-snapshot1
  &SignatureMethod=HmacSHA256
  &SignatureVersion=4
  &Version=2014-10-31
  &X-Amz-Algorithm=AWS4-HMAC-SHA256
  &X-Amz-Credential=AKIADQKE4SARGYLE/20151027/us-east-1/rds/aws4_request
  &X-Amz-Date=20151027T210706Z
  &X-Amz-SignedHeaders=content-type;host;user-agent;x-amz-content-sha256;x-amz-date
  &X-Amz-Signature=27413f450dfac3d68b2197453e52109bacd3863f9df1a02d6e40022165bb2e09
```

### Sample Response

```
<DescribeDBSnapshotAttributesResponse xmlns="http://rds.amazonaws.com/doc/2014-10-31/">
  <DescribeDBSnapshotAttributesResult>
    <DBSnapshotAttributesResult>
      <DBSnapshotAttributes>
        <DBSnapshotAttribute>
          <AttributeName>restore</AttributeName>
          <AttributeValues>
            <AttributeValue>012345678901</AttributeValue>
          </AttributeValues>
        </DBSnapshotAttribute>
      </DBSnapshotAttributes>
    <DBSnapshotIdentifier>>manual-snapshot1</DBSnapshotIdentifier>
```

```
</DBSnapshotAttributesResult>
</DescribeDBSnapshotAttributesResult>
<ResponseMetadata>
  <RequestId>ae5be4a2-7cee-11e5-a056-f1c189649a47</RequestId>
</ResponseMetadata>
</DescribeDBSnapshotAttributesResponse>
```

## See Also

For more information about using this API in one of the language-specific AWS SDKs, see the following:

- [AWS Command Line Interface](#)
- [AWS SDK for .NET](#)
- [AWS SDK for C++](#)
- [AWS SDK for Go v2](#)
- [AWS SDK for Java V2](#)
- [AWS SDK for JavaScript V3](#)
- [AWS SDK for PHP V3](#)
- [AWS SDK for Python](#)
- [AWS SDK for Ruby V3](#)

# DescribeDBSnapshots

Returns information about DB snapshots. This API action supports pagination.

## Request Parameters

For information about the parameters that are common to all actions, see [Common Parameters](#).

### DBInstanceIdentifier

The ID of the DB instance to retrieve the list of DB snapshots for. This parameter isn't case-sensitive.

Constraints:

- If supplied, must match the identifier of an existing DBInstance.

Type: String

Required: No

### DbiResourceId

A specific DB resource ID to describe.

Type: String

Required: No

### DBSnapshotIdentifier

A specific DB snapshot identifier to describe. This value is stored as a lowercase string.

Constraints:

- If supplied, must match the identifier of an existing DBSnapshot.
- If this identifier is for an automated snapshot, the SnapshotType parameter must also be specified.

Type: String

Required: No

## Filters.Filter.N

A filter that specifies one or more DB snapshots to describe.

Supported filters:

- `db-instance-id` - Accepts DB instance identifiers and DB instance Amazon Resource Names (ARNs).
- `db-snapshot-id` - Accepts DB snapshot identifiers.
- `dbi-resource-id` - Accepts identifiers of source DB instances.
- `snapshot-type` - Accepts types of DB snapshots.
- `engine` - Accepts names of database engines.

Type: Array of [Filter](#) objects

Required: No

## IncludePublic

Specifies whether to include manual DB cluster snapshots that are public and can be copied or restored by any AWS account. By default, the public snapshots are not included.

You can share a manual DB snapshot as public by using the [ModifyDBSnapshotAttribute](#) API.

This setting doesn't apply to RDS Custom.

Type: Boolean

Required: No

## IncludeShared

Specifies whether to include shared manual DB cluster snapshots from other AWS accounts that this AWS account has been given permission to copy or restore. By default, these snapshots are not included.

You can give an AWS account permission to restore a manual DB snapshot from another AWS account by using the `ModifyDBSnapshotAttribute` API action.

This setting doesn't apply to RDS Custom.

Type: Boolean

Required: No

### Marker

An optional pagination token provided by a previous `DescribeDBSnapshots` request. If this parameter is specified, the response includes only records beyond the marker, up to the value specified by `MaxRecords`.

Type: String

Required: No

### MaxRecords

The maximum number of records to include in the response. If more records exist than the specified `MaxRecords` value, a pagination token called a marker is included in the response so that you can retrieve the remaining results.

Default: 100

Constraints: Minimum 20, maximum 100.

Type: Integer

Required: No

### SnapshotType

The type of snapshots to be returned. You can specify one of the following values:

- `automated` - Return all DB snapshots that have been automatically taken by Amazon RDS for my AWS account.
- `manual` - Return all DB snapshots that have been taken by my AWS account.
- `shared` - Return all manual DB snapshots that have been shared to my AWS account.
- `public` - Return all DB snapshots that have been marked as public.
- `awsbackup` - Return the DB snapshots managed by the AWS Backup service.

For information about AWS Backup, see the [AWS Backup Developer Guide](#).

The `awsbackup` type does not apply to Aurora.

If you don't specify a `SnapshotType` value, then both automated and manual snapshots are returned. Shared and public DB snapshots are not included in the returned results by default. You can include shared snapshots with these results by enabling the `IncludeShared` parameter. You can include public snapshots with these results by enabling the `IncludePublic` parameter.

The `IncludeShared` and `IncludePublic` parameters don't apply for `SnapshotType` values of `manual` or `automated`. The `IncludePublic` parameter doesn't apply when `SnapshotType` is set to `shared`. The `IncludeShared` parameter doesn't apply when `SnapshotType` is set to `public`.

Type: String

Required: No

## Response Elements

The following elements are returned by the service.

### **DBSnapshots.DBSnapshot.N**

A list of `DBSnapshot` instances.

Type: Array of [DBSnapshot](#) objects

### **Marker**

An optional pagination token provided by a previous request. If this parameter is specified, the response includes only records beyond the marker, up to the value specified by `MaxRecords`.

Type: String

## Errors

For information about the errors that are common to all actions, see [Common Errors](#).

### **DBSnapshotNotFound**

`DBSnapshotIdentifier` doesn't refer to an existing DB snapshot.

HTTP Status Code: 404



## Examples

### Example

This example illustrates one usage of DescribeDBSnapshots.

#### Sample Request

```
https://rds.us-west-2.amazonaws.com/  
  ?Action=DescribeDBSnapshots  
  &IncludePublic=false  
  &IncludeShared=true  
  &MaxRecords=100  
  &SignatureMethod=HmacSHA256  
  &SignatureVersion=4  
  &Version=2014-10-31  
  &X-Amz-Algorithm=AWS4-HMAC-SHA256  
  &X-Amz-Credential=AKIADQKE4SARGYLE/20210621/us-west-2/rds/aws4_request  
  &X-Amz-Date=20210621T194732Z  
  &X-Amz-SignedHeaders=content-type;host;user-agent;x-amz-content-sha256;x-amz-date  
  &X-Amz-Signature=4aa31bdcf7b5e00dadffbd6dc8448a31871e283ffe270e77890e15487354bcc
```

#### Sample Response

```
<DescribeDBSnapshotsResponse xmlns="http://rds.amazonaws.com/doc/2014-10-31/">  
  <DescribeDBSnapshotsResult>  
    <DBSnapshots>  
      <DBSnapshot>  
        <Port>3306</Port>  
        <OptionGroupName>default:mysql-5-6</OptionGroupName>  
        <Engine>mysql</Engine>  
        <Status>available</Status>  
        <SnapshotType>manual</SnapshotType>  
        <LicenseModel>general-public-license</LicenseModel>  
        <EngineVersion>5.6.44</EngineVersion>  
        <DBInstanceIdentifier>my-mysqlexampledb</DBInstanceIdentifier>  
        <DBSnapshotIdentifier>my-test-restore-snapshot</DBSnapshotIdentifier>  
        <SnapshotCreateTime>2021-03-28T19:57:16.707Z</SnapshotCreateTime>  
        <OriginalSnapshotCreateTime>2021-03-28T19:57:16.707Z</  
OriginalSnapshotCreateTime>  
        <AvailabilityZone>us-west-2b</AvailabilityZone>
```

```

    <InstanceCreateTime>2021-01-29T22:58:24.231Z</InstanceCreateTime>
    <PercentProgress>100</PercentProgress>
    <AllocatedStorage>5</AllocatedStorage>
    <MasterUsername>awsmyuser</MasterUsername>
  </DBSnapshot>
  <DBSnapshot>
    <Port>3306</Port>
    <OptionGroupName>default:mysql-5-6</OptionGroupName>
    <Engine>mysql</Engine>
    <Status>available</Status>
    <SnapshotType>automated</SnapshotType>
    <LicenseModel>general-public-license</LicenseModel>
    <EngineVersion>5.6.44</EngineVersion>
    <DBInstanceIdentifier>my-mysqlexampledb</DBInstanceIdentifier>
    <DBSnapshotIdentifier>rds:my-mysqlexampledb-2021-04-19-10-08</
DBSnapshotIdentifier>
    <SnapshotCreateTime>2021-05-11T06:02:03.422Z</SnapshotCreateTime>
    <OriginalSnapshotCreateTime>2021-04-27T08:16:05.356Z</
OriginalSnapshotCreateTime>
    <AvailabilityZone>us-west-2b</AvailabilityZone>
    <InstanceCreateTime>2021-01-29T22:58:24.231Z</InstanceCreateTime>
    <PercentProgress>100</PercentProgress>
    <AllocatedStorage>5</AllocatedStorage>
    <MasterUsername>awsmyuser</MasterUsername>
  </DBSnapshot>
  <DBSnapshot>
    <Port>3306</Port>
    <OptionGroupName>default:mysql-5-6</OptionGroupName>
    <Engine>mysql</Engine>
    <Status>available</Status>
    <SnapshotType>automated</SnapshotType>
    <LicenseModel>general-public-license</LicenseModel>
    <EngineVersion>5.6.44</EngineVersion>
    <DBInstanceIdentifier>my-mysqlexampledb</DBInstanceIdentifier>
    <DBSnapshotIdentifier>rds:my-mysqlexampledb-2021-04-20-10-09</
DBSnapshotIdentifier>
    <SnapshotCreateTime>2021-04-20T10:09:15.446Z</SnapshotCreateTime>
    <OriginalSnapshotCreateTime>2021-04-20T10:09:15.446Z</
OriginalSnapshotCreateTime>
    <AvailabilityZone>us-west-2b</AvailabilityZone>
    <InstanceCreateTime>2021-01-29T22:58:24.231Z</InstanceCreateTime>
    <PercentProgress>100</PercentProgress>
    <AllocatedStorage>5</AllocatedStorage>
    <MasterUsername>awsmyuser</MasterUsername>

```

```
</DBSnapshot>
</DBSnapshots>
</DescribeDBSnapshotsResult>
<ResponseMetadata>
  <RequestId>b7769930-b98c-11d3-f272-7cd6cce12cc5</RequestId>
</ResponseMetadata>
</DescribeDBSnapshotsResponse>
```

## See Also

For more information about using this API in one of the language-specific AWS SDKs, see the following:

- [AWS Command Line Interface](#)
- [AWS SDK for .NET](#)
- [AWS SDK for C++](#)
- [AWS SDK for Go v2](#)
- [AWS SDK for Java V2](#)
- [AWS SDK for JavaScript V3](#)
- [AWS SDK for PHP V3](#)
- [AWS SDK for Python](#)
- [AWS SDK for Ruby V3](#)

# DescribeDBSnapshotTenantDatabases

Describes the tenant databases that exist in a DB snapshot. This command only applies to RDS for Oracle DB instances in the multi-tenant configuration.

You can use this command to inspect the tenant databases within a snapshot before restoring it. You can't directly interact with the tenant databases in a DB snapshot. If you restore a snapshot that was taken from DB instance using the multi-tenant configuration, you restore all its tenant databases.

## Request Parameters

For information about the parameters that are common to all actions, see [Common Parameters](#).

### DBInstanceIdentifier

The ID of the DB instance used to create the DB snapshots. This parameter isn't case-sensitive.

Constraints:

- If supplied, must match the identifier of an existing DBInstance.

Type: String

Required: No

### DbiResourceId

A specific DB resource identifier to describe.

Type: String

Required: No

### DBSnapshotIdentifier

The ID of a DB snapshot that contains the tenant databases to describe. This value is stored as a lowercase string.

Constraints:

- If you specify this parameter, the value must match the ID of an existing DB snapshot.
- If you specify an automatic snapshot, you must also specify SnapshotType.

Type: String

Required: No

### Filters.Filter.N

A filter that specifies one or more tenant databases to describe.

Supported filters:

- `tenant-db-name` - Tenant database names. The results list only includes information about the tenant databases that match these tenant DB names.
- `tenant-database-resource-id` - Tenant database resource identifiers. The results list only includes information about the tenant databases contained within the DB snapshots.
- `dbi-resource-id` - DB instance resource identifiers. The results list only includes information about snapshots containing tenant databases contained within the DB instances identified by these resource identifiers.
- `db-instance-id` - Accepts DB instance identifiers and DB instance Amazon Resource Names (ARNs).
- `db-snapshot-id` - Accepts DB snapshot identifiers.
- `snapshot-type` - Accepts types of DB snapshots.

Type: Array of [Filter](#) objects

Required: No

### Marker

An optional pagination token provided by a previous `DescribeDBSnapshotTenantDatabases` request. If this parameter is specified, the response includes only records beyond the marker, up to the value specified by `MaxRecords`.

Type: String

Required: No

### MaxRecords

The maximum number of records to include in the response. If more records exist than the specified `MaxRecords` value, a pagination token called a marker is included in the response so that you can retrieve the remaining results.

Type: Integer

Required: No

### SnapshotType

The type of DB snapshots to be returned. You can specify one of the following values:

- `automated` – All DB snapshots that have been automatically taken by Amazon RDS for my Amazon Web Services account.
- `manual` – All DB snapshots that have been taken by my Amazon Web Services account.
- `shared` – All manual DB snapshots that have been shared to my Amazon Web Services account.
- `public` – All DB snapshots that have been marked as public.
- `awsbackup` – All DB snapshots managed by the AWS Backup service.

Type: String

Required: No

## Response Elements

The following elements are returned by the service.

### **DBSnapshotTenantDatabases.DBSnapshotTenantDatabase.N**

A list of DB snapshot tenant databases.

Type: Array of [DBSnapshotTenantDatabase](#) objects

### Marker

An optional pagination token provided by a previous request. If this parameter is specified, the response includes only records beyond the marker, up to the value specified by `MaxRecords`.

Type: String

## Errors

For information about the errors that are common to all actions, see [Common Errors](#).

## DBSnapshotNotFound

`DBSnapshotIdentifier` doesn't refer to an existing DB snapshot.

HTTP Status Code: 404

## See Also

For more information about using this API in one of the language-specific AWS SDKs, see the following:

- [AWS Command Line Interface](#)
- [AWS SDK for .NET](#)
- [AWS SDK for C++](#)
- [AWS SDK for Go v2](#)
- [AWS SDK for Java V2](#)
- [AWS SDK for JavaScript V3](#)
- [AWS SDK for PHP V3](#)
- [AWS SDK for Python](#)
- [AWS SDK for Ruby V3](#)

# DescribeDBSubnetGroups

Returns a list of DBSubnetGroup descriptions. If a DBSubnetGroupName is specified, the list will contain only the descriptions of the specified DBSubnetGroup.

For an overview of CIDR ranges, go to the [Wikipedia Tutorial](#).

## Request Parameters

For information about the parameters that are common to all actions, see [Common Parameters](#).

### DBSubnetGroupName

The name of the DB subnet group to return details for.

Type: String

Required: No

### Filters.Filter.N

This parameter isn't currently supported.

Type: Array of [Filter](#) objects

Required: No

### Marker

An optional pagination token provided by a previous DescribeDBSubnetGroups request. If this parameter is specified, the response includes only records beyond the marker, up to the value specified by MaxRecords.

Type: String

Required: No

### MaxRecords

The maximum number of records to include in the response. If more records exist than the specified MaxRecords value, a pagination token called a marker is included in the response so that you can retrieve the remaining results.



Default: 100

Constraints: Minimum 20, maximum 100.

Type: Integer

Required: No

## Response Elements

The following elements are returned by the service.

### **DBSubnetGroups.DBSubnetGroup.N**

A list of DBSubnetGroup instances.

Type: Array of [DBSubnetGroup](#) objects

### **Marker**

An optional pagination token provided by a previous request. If this parameter is specified, the response includes only records beyond the marker, up to the value specified by MaxRecords.

Type: String

## Errors

For information about the errors that are common to all actions, see [Common Errors](#).

### **DBSubnetGroupNotFoundFault**

DBSubnetGroupName doesn't refer to an existing DB subnet group.

HTTP Status Code: 404

## Examples

### **Example**

This example illustrates one usage of DescribeDBSubnetGroups.

## Sample Request

```
https://rds.us-west-2.amazonaws.com/
?Action=DescribeDBSubnetGroups
&MaxRecords=100
&SignatureMethod=HmacSHA256
&SignatureVersion=4
&Version=2014-10-31
&X-Amz-Algorithm=AWS4-HMAC-SHA256
&X-Amz-Credential=AKIADQKE4SARGYLE/20140421/us-west-2/rds/aws4_request
&X-Amz-Date=20140421T194732Z
&X-Amz-SignedHeaders=content-type;host;user-agent;x-amz-content-sha256;x-amz-date
&X-Amz-Signature=6cc9b2825866148e1d6290b8aa2e9d75b1884b116d8665759942d87ebfbed426
```

## Sample Response

```
<DescribeDBSubnetGroupsResponse xmlns="http://rds.amazonaws.com/doc/2014-10-31/">
  <DescribeDBSubnetGroupsResult>
    <DBSubnetGroups>
      <DBSubnetGroup>
        <VpcId>vpc-e7abbdce</VpcId>
        <SubnetGroupStatus>Complete</SubnetGroupStatus>
        <DBSubnetGroupDescription>DB subnet group 1</DBSubnetGroupDescription>
        <DBSubnetGroupName>mydbsubnetgroup1</DBSubnetGroupName>
        <Subnets>
          <Subnet>
            <SubnetStatus>Active</SubnetStatus>
            <SubnetIdentifier>subnet-e8b3e5b1</SubnetIdentifier>
            <SubnetAvailabilityZone>
              <Name>us-west-2a</Name>
              <ProvisionedIopsCapable>>false</ProvisionedIopsCapable>
            </SubnetAvailabilityZone>
          </Subnet>
          <Subnet>
            <SubnetStatus>Active</SubnetStatus>
            <SubnetIdentifier>subnet-44b2f22e</SubnetIdentifier>
            <SubnetAvailabilityZone>
              <Name>us-west-2b</Name>
              <ProvisionedIopsCapable>>false</ProvisionedIopsCapable>
            </SubnetAvailabilityZone>
          </Subnet>
        </Subnets>
      </DBSubnetGroup>
    </DBSubnetGroups>
  </DescribeDBSubnetGroupsResult>
</DescribeDBSubnetGroupsResponse>
```

```
</Subnets>
</DBSubnetGroup>
<DBSubnetGroup>
  <VpcId>vpc-c1e17bb8</VpcId>
  <SubnetGroupStatus>Complete</SubnetGroupStatus>
  <DBSubnetGroupDescription>My DB subnet group 2</DBSubnetGroupDescription>
  <DBSubnetGroupName>sub-grp-2</DBSubnetGroupName>
  <Subnets>
    <Subnet>
      <SubnetStatus>Active</SubnetStatus>
      <SubnetIdentifier>subnet-d281ef8a</SubnetIdentifier>
      <SubnetAvailabilityZone>
        <Name>us-west-2a</Name>
        <ProvisionedIopsCapable>>false</ProvisionedIopsCapable>
      </SubnetAvailabilityZone>
    </Subnet>
    <Subnet>
      <SubnetStatus>Active</SubnetStatus>
      <SubnetIdentifier>subnet-b381ef9f</SubnetIdentifier>
      <SubnetAvailabilityZone>
        <Name>us-west-2c</Name>
        <ProvisionedIopsCapable>>false</ProvisionedIopsCapable>
      </SubnetAvailabilityZone>
    </Subnet>
    <Subnet>
      <SubnetStatus>Active</SubnetStatus>
      <SubnetIdentifier>subnet-e1e17ebd</SubnetIdentifier>
      <SubnetAvailabilityZone>
        <Name>us-west-2b</Name>
        <ProvisionedIopsCapable>>false</ProvisionedIopsCapable>
      </SubnetAvailabilityZone>
    </Subnet>
  </Subnets>
</DBSubnetGroup>
</DBSubnetGroups>
</DescribeDBSubnetGroupsResult>
<ResponseMetadata>
  <RequestId>b783db3b-b98c-11d3-fbc7-5c0aad74da7c</RequestId>
</ResponseMetadata>
</DescribeDBSubnetGroupsResponse>
```

## See Also

For more information about using this API in one of the language-specific AWS SDKs, see the following:

- [AWS Command Line Interface](#)
- [AWS SDK for .NET](#)
- [AWS SDK for C++](#)
- [AWS SDK for Go v2](#)
- [AWS SDK for Java V2](#)
- [AWS SDK for JavaScript V3](#)
- [AWS SDK for PHP V3](#)
- [AWS SDK for Python](#)
- [AWS SDK for Ruby V3](#)

# DescribeEngineDefaultClusterParameters

Returns the default engine and system parameter information for the cluster database engine.

For more information on Amazon Aurora, see [What is Amazon Aurora?](#) in the *Amazon Aurora User Guide*.

## Request Parameters

For information about the parameters that are common to all actions, see [Common Parameters](#).

### DBParameterGroupFamily

The name of the DB cluster parameter group family to return engine parameter information for.

Type: String

Required: Yes

### Filters.Filter.N

This parameter isn't currently supported.

Type: Array of [Filter](#) objects

Required: No

### Marker

An optional pagination token provided by a previous `DescribeEngineDefaultClusterParameters` request. If this parameter is specified, the response includes only records beyond the marker, up to the value specified by `MaxRecords`.

Type: String

Required: No

### MaxRecords

The maximum number of records to include in the response. If more records exist than the specified `MaxRecords` value, a pagination token called a marker is included in the response so you can retrieve the remaining results.

Default: 100

Constraints: Minimum 20, maximum 100.

Type: Integer

Required: No

## Response Elements

The following element is returned by the service.

### EngineDefaults

Contains the result of a successful invocation of the `DescribeEngineDefaultParameters` action.

Type: [EngineDefaults](#) object

## Errors

For information about the errors that are common to all actions, see [Common Errors](#).

## See Also

For more information about using this API in one of the language-specific AWS SDKs, see the following:

- [AWS Command Line Interface](#)
- [AWS SDK for .NET](#)
- [AWS SDK for C++](#)
- [AWS SDK for Go v2](#)
- [AWS SDK for Java V2](#)
- [AWS SDK for JavaScript V3](#)
- [AWS SDK for PHP V3](#)
- [AWS SDK for Python](#)
- [AWS SDK for Ruby V3](#)

# DescribeEngineDefaultParameters

Returns the default engine and system parameter information for the specified database engine.

## Request Parameters

For information about the parameters that are common to all actions, see [Common Parameters](#).

### DBParameterGroupFamily

The name of the DB parameter group family.

Valid Values:

- aurora-mysql5.7
- aurora-mysql8.0
- aurora-postgresql10
- aurora-postgresql11
- aurora-postgresql12
- aurora-postgresql13
- aurora-postgresql14
- custom-oracle-ee-19
- custom-oracle-ee-cdb-19
- db2-ae
- db2-se
- mariadb10.2
- mariadb10.3
- mariadb10.4
- mariadb10.5
- mariadb10.6
- mysql5.7
- mysql8.0
- oracle-ee-19
- oracle-ee-cdb-19

- `oracle-ee-cdb-21`
- `oracle-se2-19`
- `oracle-se2-cdb-19`
- `oracle-se2-cdb-21`
- `postgres10`
- `postgres11`
- `postgres12`
- `postgres13`
- `postgres14`
- `sqlserver-ee-11.0`
- `sqlserver-ee-12.0`
- `sqlserver-ee-13.0`
- `sqlserver-ee-14.0`
- `sqlserver-ee-15.0`
- `sqlserver-ex-11.0`
- `sqlserver-ex-12.0`
- `sqlserver-ex-13.0`
- `sqlserver-ex-14.0`
- `sqlserver-ex-15.0`
- `sqlserver-se-11.0`
- `sqlserver-se-12.0`
- `sqlserver-se-13.0`
- `sqlserver-se-14.0`
- `sqlserver-se-15.0`
- `sqlserver-web-11.0`
- `sqlserver-web-12.0`
- `sqlserver-web-13.0`
- `sqlserver-web-14.0`
- `sqlserver-web-15.0`



Type: String

Required: Yes

### **Filters.Filter.N**

This parameter isn't currently supported.

Type: Array of [Filter](#) objects

Required: No

### **Marker**

An optional pagination token provided by a previous `DescribeEngineDefaultParameters` request. If this parameter is specified, the response includes only records beyond the marker, up to the value specified by `MaxRecords`.

Type: String

Required: No

### **MaxRecords**

The maximum number of records to include in the response. If more records exist than the specified `MaxRecords` value, a pagination token called a marker is included in the response so you can retrieve the remaining results.

Default: 100

Constraints: Minimum 20, maximum 100.

Type: Integer

Required: No

## **Response Elements**

The following element is returned by the service.

### **EngineDefaults**

Contains the result of a successful invocation of the `DescribeEngineDefaultParameters` action.

Type: [EngineDefaults](#) object

## Errors

For information about the errors that are common to all actions, see [Common Errors](#).

## Examples

### Example

This example illustrates one usage of DescribeEngineDefaultParameters.

### Sample Request

```
https://rds.us-west-2.amazonaws.com/
?Action=DescribeEngineDefaultParameters
&DBParameterGroupFamily=mysql5.1
&MaxRecords=100
&SignatureMethod=HmacSHA256
&SignatureVersion=4
&Version=2014-10-31
&X-Amz-Algorithm=AWS4-HMAC-SHA256
&X-Amz-Credential=AKIADQKE4SARGYLE/20140421/us-west-2/rds/aws4_request
&X-Amz-Date=20140421T194732Z
&X-Amz-SignedHeaders=content-type;host;user-agent;x-amz-content-sha256;x-amz-date
&X-Amz-Signature=747cc243a8a2385b0b06a9e2d145d08b905a39620b2782edd8382ea1712cf826
```

### Sample Response

```
<DescribeEngineDefaultParametersResponse xmlns="http://rds.amazonaws.com/doc/2014-10-31/">
  <DescribeEngineDefaultParametersResult>
    <EngineDefaults>
      <DBParameterGroupFamily>mysql5.1</DBParameterGroupFamily>
      <Marker>bG9nX3FZXJpZ4Nfbm90X3VzaW5nX2luZGV4Z1M=</Marker>
      <Parameters>
        <Parameter>
          <DataType>boolean</DataType>
          <Source>engine-default</Source>
          <IsModifiable>>false</IsModifiable>
```

```

    <Description>Controls whether user-defined functions that have only an xxx
symbol for the main function can be loaded</Description>
    <ApplyType>static</ApplyType>
    <AllowedValues>0,1</AllowedValues>
    <ParameterName>allow-suspicious-udfs</ParameterName>
</Parameter>
<Parameter>
    <DataType>integer</DataType>
    <Source>engine-default</Source>
    <IsModifiable>true</IsModifiable>
    <Description>Intended for use with master-to-master replication, and can be
used to control the operation of AUTO_INCREMENT columns</Description>
    <ApplyType>dynamic</ApplyType>
    <AllowedValues>1-65535</AllowedValues>
    <ParameterName>auto_increment_increment</ParameterName>
</Parameter>
<Parameter>
    <DataType>integer</DataType>
    <Source>engine-default</Source>
    <IsModifiable>true</IsModifiable>
    <Description>Determines the starting point for the AUTO_INCREMENT column
value</Description>
    <ApplyType>dynamic</ApplyType>
    <AllowedValues>1-65535</AllowedValues>
    <ParameterName>auto_increment_offset</ParameterName>
</Parameter>
</Parameters>
</EngineDefaults>
</DescribeEngineDefaultParametersResult>
<ResponseMetadata>
    <RequestId>b789ce01-b98c-11d3-a907-5a2c468b9cb0</RequestId>
</ResponseMetadata>
</DescribeEngineDefaultParametersResponse>

```

## See Also

For more information about using this API in one of the language-specific AWS SDKs, see the following:

- [AWS Command Line Interface](#)
- [AWS SDK for .NET](#)
- [AWS SDK for C++](#)

- [AWS SDK for Go v2](#)
- [AWS SDK for Java V2](#)
- [AWS SDK for JavaScript V3](#)
- [AWS SDK for PHP V3](#)
- [AWS SDK for Python](#)
- [AWS SDK for Ruby V3](#)

## DescribeEventCategories

Displays a list of categories for all event source types, or, if specified, for a specified source type. You can also see this list in the "Amazon RDS event categories and event messages" section of the [Amazon RDS User Guide](#) or the [Amazon Aurora User Guide](#).

### Request Parameters

For information about the parameters that are common to all actions, see [Common Parameters](#).

#### Filters.Filter.N

This parameter isn't currently supported.

Type: Array of [Filter](#) objects

Required: No

#### SourceType

The type of source that is generating the events. For RDS Proxy events, specify db-proxy.

Valid Values: db-instance | db-cluster | db-parameter-group | db-security-group | db-snapshot | db-cluster-snapshot | db-proxy

Type: String

Required: No

### Response Elements

The following element is returned by the service.

#### EventCategoriesMapList.EventCategoriesMap.N

A list of EventCategoriesMap data types.

Type: Array of [EventCategoriesMap](#) objects

### Errors

For information about the errors that are common to all actions, see [Common Errors](#).

## Examples

### Example

This example illustrates one usage of DescribeEventCategories.

### Sample Request

```
https://rds.us-west-2.amazonaws.com/  
  ?Action=DescribeEventCategories  
  &SignatureMethod=HmacSHA256  
  &SignatureVersion=4  
  &Version=2014-10-31  
  &X-Amz-Algorithm=AWS4-HMAC-SHA256  
  &X-Amz-Credential=AKIADQKE4SARGYLE/20140421/us-west-2/rds/aws4_request  
  &X-Amz-Date=20140421T194732Z  
  &X-Amz-SignedHeaders=content-type;host;user-agent;x-amz-content-sha256;x-amz-date  
  &X-Amz-Signature=6e25c542bf96fe24b28c12976ec92d2f856ab1d2a158e21c35441a736e4fde2b
```

### Sample Response

```
<DescribeEventCategoriesResponse xmlns="http://rds.amazonaws.com/doc/2014-10-31/">  
  <DescribeEventCategoriesResult>  
    <EventCategoriesMapList>  
      <EventCategoriesMap>  
        <SourceType>db-instance</SourceType>  
        <EventCategories>  
          <EventCategory>backup</EventCategory>  
          <EventCategory>recovery</EventCategory>  
          <EventCategory>restoration</EventCategory>  
          <EventCategory>failover</EventCategory>  
          <EventCategory>low storage</EventCategory>  
          <EventCategory>maintenance</EventCategory>  
          <EventCategory>deletion</EventCategory>  
          <EventCategory>availability</EventCategory>  
          <EventCategory>configuration change</EventCategory>  
          <EventCategory>notification</EventCategory>  
          <EventCategory>failure</EventCategory>  
          <EventCategory>creation</EventCategory>  
        </EventCategories>  
      </EventCategoriesMap>
```

```
<EventCategoriesMap>
  <SourceType>db-security-group</SourceType>
  <EventCategories>
    <EventCategory>configuration change</EventCategory>
    <EventCategory>failure</EventCategory>
  </EventCategories>
</EventCategoriesMap>
<EventCategoriesMap>
  <SourceType>db-parameter-group</SourceType>
  <EventCategories>
    <EventCategory>configuration change</EventCategory>
  </EventCategories>
</EventCategoriesMap>
<EventCategoriesMap>
  <SourceType>db-snapshot</SourceType>
  <EventCategories>
    <EventCategory>deletion</EventCategory>
    <EventCategory>restoration</EventCategory>
    <EventCategory>notification</EventCategory>
    <EventCategory>failure</EventCategory>
    <EventCategory>creation</EventCategory>
  </EventCategories>
</EventCategoriesMap>
</DescribeEventCategoriesResult>
<ResponseMetadata>
  <RequestId>b79456f2-b98c-11d3-f272-7cd6cce12cc5</RequestId>
</ResponseMetadata>
</DescribeEventCategoriesResponse>
```

## See Also

For more information about using this API in one of the language-specific AWS SDKs, see the following:

- [AWS Command Line Interface](#)
- [AWS SDK for .NET](#)
- [AWS SDK for C++](#)
- [AWS SDK for Go v2](#)
- [AWS SDK for Java V2](#)
- [AWS SDK for JavaScript V3](#)

- [AWS SDK for PHP V3](#)
- [AWS SDK for Python](#)
- [AWS SDK for Ruby V3](#)



# DescribeEvents

Returns events related to DB instances, DB clusters, DB parameter groups, DB security groups, DB snapshots, DB cluster snapshots, and RDS Proxies for the past 14 days. Events specific to a particular DB instance, DB cluster, DB parameter group, DB security group, DB snapshot, DB cluster snapshot group, or RDS Proxy can be obtained by providing the name as a parameter.

For more information on working with events, see [Monitoring Amazon RDS events](#) in the *Amazon RDS User Guide* and [Monitoring Amazon Aurora events](#) in the *Amazon Aurora User Guide*.

## Note

By default, RDS returns events that were generated in the past hour.

## Request Parameters

For information about the parameters that are common to all actions, see [Common Parameters](#).

### Duration

The number of minutes to retrieve events for.

Default: 60

Type: Integer

Required: No

### EndTime

The end of the time interval for which to retrieve events, specified in ISO 8601 format. For more information about ISO 8601, go to the [ISO8601 Wikipedia page](#).

Example: 2009-07-08T18:00Z

Type: Timestamp

Required: No

### EventCategories.EventCategory.N

A list of event categories that trigger notifications for a event notification subscription.

Type: Array of strings

Required: No

### **Filters.Filter.N**

This parameter isn't currently supported.

Type: Array of [Filter](#) objects

Required: No

### **Marker**

An optional pagination token provided by a previous DescribeEvents request. If this parameter is specified, the response includes only records beyond the marker, up to the value specified by MaxRecords.

Type: String

Required: No

### **MaxRecords**

The maximum number of records to include in the response. If more records exist than the specified MaxRecords value, a pagination token called a marker is included in the response so that you can retrieve the remaining results.

Default: 100

Constraints: Minimum 20, maximum 100.

Type: Integer

Required: No

### **SourceIdentifier**

The identifier of the event source for which events are returned. If not specified, then all sources are included in the response.

Constraints:

- If SourceIdentifier is supplied, SourceType must also be provided.
- If the source type is a DB instance, a DBInstanceIdentifier value must be supplied.

- If the source type is a DB cluster, a `DBClusterIdentifier` value must be supplied.
- If the source type is a DB parameter group, a `DBParameterGroupName` value must be supplied.
- If the source type is a DB security group, a `DBSecurityGroupName` value must be supplied.
- If the source type is a DB snapshot, a `DBSnapshotIdentifier` value must be supplied.
- If the source type is a DB cluster snapshot, a `DBClusterSnapshotIdentifier` value must be supplied.
- If the source type is an RDS Proxy, a `DBProxyName` value must be supplied.
- Can't end with a hyphen or contain two consecutive hyphens.

Type: String

Required: No

### SourceType

The event source to retrieve events for. If no value is specified, all events are returned.

Type: String

Valid Values: `db-instance` | `db-parameter-group` | `db-security-group` | `db-snapshot` | `db-cluster` | `db-cluster-snapshot` | `custom-engine-version` | `db-proxy` | `blue-green-deployment`

Required: No

### StartTime

The beginning of the time interval to retrieve events for, specified in ISO 8601 format. For more information about ISO 8601, go to the [ISO8601 Wikipedia page](#).

Example: `2009-07-08T18:00Z`

Type: Timestamp

Required: No

## Response Elements

The following elements are returned by the service.

## Events.Event.N

A list of Event instances.

Type: Array of [Event](#) objects

## Marker

An optional pagination token provided by a previous Events request. If this parameter is specified, the response includes only records beyond the marker, up to the value specified by MaxRecords.

Type: String

## Errors

For information about the errors that are common to all actions, see [Common Errors](#).

## Examples

### Example

This example illustrates one usage of DescribeEvents.

### Sample Request

```
https://rds.us-west-2.amazonaws.com/  
  ?Action=DescribeEvents  
  &Duration=1440  
  &MaxRecords=100  
  &SignatureMethod=HmacSHA256  
  &SignatureVersion=4  
  &Version=2014-10-31  
  &X-Amz-Algorithm=AWS4-HMAC-SHA256  
  &X-Amz-Credential=AKIADQKE4SARGYLE/20140421/us-west-2/rds/aws4_request  
  &X-Amz-Date=20140421T194733Z  
  &X-Amz-SignedHeaders=content-type;host;user-agent;x-amz-content-sha256;x-amz-date  
  &X-Amz-Signature=8e313cabdbd9766c56a2886b5b298fd944e0b7cfa248953c82705fdd0374f27
```

### Sample Response

```
<DescribeEventsResponse xmlns="http://rds.amazonaws.com/doc/2014-10-31/">
  <DescribeEventsResult>
    <Events>
      <Event>
        <Message>Backing up DB instance</Message>
        <SourceType>db-instance</SourceType>
        <EventCategories>
          <EventCategory>backup</EventCategory>
        </EventCategories>
        <Date>2014-04-21T06:23:33.866Z</Date>
        <SourceIdentifier>mypgdbinstance</SourceIdentifier>
      </Event>
      <Event>
        <Message>Finished DB Instance backup</Message>
        <SourceType>db-instance</SourceType>
        <EventCategories>
          <EventCategory>backup</EventCategory>
        </EventCategories>
        <Date>2014-04-21T06:25:03.928Z</Date>
        <SourceIdentifier>mypgdbinstance</SourceIdentifier>
      </Event>
      <Event>
        <Message>Backing up DB instance</Message>
        <SourceType>db-instance</SourceType>
        <EventCategories>
          <EventCategory>backup</EventCategory>
        </EventCategories>
        <Date>2014-04-21T07:09:34.594Z</Date>
        <SourceIdentifier>my-mysqlexampledb4</SourceIdentifier>
      </Event>
      <Event>
        <Message>Finished DB Instance backup</Message>
        <SourceType>db-instance</SourceType>
        <EventCategories>
          <EventCategory>backup</EventCategory>
        </EventCategories>
        <Date>2014-04-21T07:11:05.640Z</Date>
        <SourceIdentifier>my-mysqlexampledb4</SourceIdentifier>
      </Event>
      <Event>
        <Message>Backing up DB instance</Message>
        <SourceType>db-instance</SourceType>
        <EventCategories>
          <EventCategory>backup</EventCategory>
        </EventCategories>
      </Event>
    </Events>
  </DescribeEventsResult>
</DescribeEventsResponse>
```

```
</EventCategories>
<Date>2014-04-21T09:26:25.988Z</Date>
<SourceIdentifier>my-oracledb1</SourceIdentifier>
</Event>
<Event>
  <Message>Finished DB Instance backup</Message>
  <SourceType>db-instance</SourceType>
  <EventCategories>
    <EventCategory>backup</EventCategory>
  </EventCategories>
  <Date>2014-04-21T09:28:38.048Z</Date>
  <SourceIdentifier>my-oracledb1</SourceIdentifier>
</Event>
</Events>
</DescribeEventsResult>
<ResponseMetadata>
  <RequestId>b7a8cd43-b98c-11d3-a907-5a2c468b9cb0</RequestId>
</ResponseMetadata>
</DescribeEventsResponse>
```

## See Also

For more information about using this API in one of the language-specific AWS SDKs, see the following:

- [AWS Command Line Interface](#)
- [AWS SDK for .NET](#)
- [AWS SDK for C++](#)
- [AWS SDK for Go v2](#)
- [AWS SDK for Java V2](#)
- [AWS SDK for JavaScript V3](#)
- [AWS SDK for PHP V3](#)
- [AWS SDK for Python](#)
- [AWS SDK for Ruby V3](#)

# DescribeEventSubscriptions

Lists all the subscription descriptions for a customer account. The description for a subscription includes `SubscriptionName`, `SNSTopicARN`, `CustomerID`, `SourceType`, `SourceID`, `CreationTime`, and `Status`.

If you specify a `SubscriptionName`, lists the description for that subscription.

## Request Parameters

For information about the parameters that are common to all actions, see [Common Parameters](#).

### Filters.Filter.N

This parameter isn't currently supported.

Type: Array of [Filter](#) objects

Required: No

### Marker

An optional pagination token provided by a previous `DescribeOrderableDBInstanceOptions` request. If this parameter is specified, the response includes only records beyond the marker, up to the value specified by `MaxRecords`.

Type: String

Required: No

### MaxRecords

The maximum number of records to include in the response. If more records exist than the specified `MaxRecords` value, a pagination token called a marker is included in the response so that you can retrieve the remaining results.

Default: 100

Constraints: Minimum 20, maximum 100.

Type: Integer

Required: No

## SubscriptionName

The name of the RDS event notification subscription you want to describe.

Type: String

Required: No

## Response Elements

The following elements are returned by the service.

### EventSubscriptionsList.EventSubscription.N

A list of EventSubscriptions data types.

Type: Array of [EventSubscription](#) objects

### Marker

An optional pagination token provided by a previous DescribeOrderableDBInstanceOptions request. If this parameter is specified, the response includes only records beyond the marker, up to the value specified by MaxRecords.

Type: String

## Errors

For information about the errors that are common to all actions, see [Common Errors](#).

### SubscriptionNotFound

The subscription name does not exist.

HTTP Status Code: 404

## Examples

### Example

This example illustrates one usage of DescribeEventSubscriptions.



## Sample Request

```
https://rds.us-east-1.amazonaws.com/
?Action=DescribeEventSubscriptions
&MaxRecords=100
&SignatureMethod=HmacSHA256
&SignatureVersion=4
&Version=2014-10-31
&X-Amz-Algorithm=AWS4-HMAC-SHA256
&X-Amz-Credential=AKIADQKE4SARGYLE/20140428/us-east-1/rds/aws4_request
&X-Amz-Date=20140428T161907Z
&X-Amz-SignedHeaders=content-type;host;user-agent;x-amz-content-sha256;x-amz-date
&X-Amz-Signature=4208679fe967783a1a149c826199080a066085d5a88227a80c6c0cadb3e8c0d4
```

## Sample Response

```
<DescribeEventSubscriptionsResponse xmlns="http://rds.amazonaws.com/doc/2014-10-31/">
  <DescribeEventSubscriptionsResult>
    <EventSubscriptionsList>
      <EventSubscription>
        <Enabled>true</Enabled>
        <CustomerAwsId>802#####</CustomerAwsId>
        <SourceType>db-instance</SourceType>
        <Status>active</Status>
        <SourceIdsList>
          <SourceId>mysqldb-rr</SourceId>
          <SourceId>mysqldb</SourceId>
        </SourceIdsList>
        <SubscriptionCreationTime>2014-04-25 22:01:46.327</SubscriptionCreationTime>
        <EventCategoriesList>
          <EventCategory>creation</EventCategory>
          <EventCategory>deletion</EventCategory>
          <EventCategory>configuration change</EventCategory>
          <EventCategory>low storage</EventCategory>
        </EventCategoriesList>
        <CustSubscriptionId>myawsuser-instance</CustSubscriptionId>
        <SnsTopicArn>arn:aws:sns:us-east-1:802#####:myawsuser-RDS</SnsTopicArn>
      </EventSubscription>
      <EventSubscription>
        <Enabled>true</Enabled>
        <CustomerAwsId>802#####</CustomerAwsId>
```

```

    <SourceType>db-parameter-group</SourceType>
    <Status>active</Status>
    <SourceIdsList>
      <SourceId>mydbparametergroup00</SourceId>
    </SourceIdsList>
    <SubscriptionCreationTime>2014-04-25 21:44:44.68</SubscriptionCreationTime>
    <EventCategoriesList>
      <EventCategory>configuration change</EventCategory>
    </EventCategoriesList>
    <CustSubscriptionId>myawsuser-paramgrp</CustSubscriptionId>
    <SnsTopicArn>arn:aws:sns:us-east-1:802#####:myawsuser-RDS</SnsTopicArn>
  </EventSubscription>
  <EventSubscription>
    <Enabled>true</Enabled>
    <CustomerAwsId>802#####</CustomerAwsId>
    <SourceType>db-security-group</SourceType>
    <Status>active</Status>
    <SubscriptionCreationTime>2014-04-25 21:43:25.542</SubscriptionCreationTime>
    <EventCategoriesList>
      <EventCategory>configuration change</EventCategory>
      <EventCategory>failure</EventCategory>
    </EventCategoriesList>
    <CustSubscriptionId>myawsuser-secgrp</CustSubscriptionId>
    <SnsTopicArn>arn:aws:sns:us-east-1:802#####:myawsuser-RDS</SnsTopicArn>
  </EventSubscription>
  <EventSubscription>
    <Enabled>true</Enabled>
    <CustomerAwsId>802#####</CustomerAwsId>
    <SourceType>db-snapshot</SourceType>
    <Status>active</Status>
    <SubscriptionCreationTime>2014-04-25 21:41:24.405</SubscriptionCreationTime>
    <EventCategoriesList>
      <EventCategory>creation</EventCategory>
      <EventCategory>failure</EventCategory>
      <EventCategory>deletion</EventCategory>
    </EventCategoriesList>
    <CustSubscriptionId>myawsuser-snapshot</CustSubscriptionId>
    <SnsTopicArn>arn:aws:sns:us-east-1:802#####:myawsuser-RDS</SnsTopicArn>
  </EventSubscription>
</EventSubscriptionsList>
</DescribeEventSubscriptionsResult>
<ResponseMetadata>
  <RequestId>c2c6da4e-bde9-11d3-fe11-33d33a9bb7e3</RequestId>
</ResponseMetadata>

```

```
</DescribeEventSubscriptionsResponse>
```

## See Also

For more information about using this API in one of the language-specific AWS SDKs, see the following:

- [AWS Command Line Interface](#)
- [AWS SDK for .NET](#)
- [AWS SDK for C++](#)
- [AWS SDK for Go v2](#)
- [AWS SDK for Java V2](#)
- [AWS SDK for JavaScript V3](#)
- [AWS SDK for PHP V3](#)
- [AWS SDK for Python](#)
- [AWS SDK for Ruby V3](#)

# DescribeExportTasks

Returns information about a snapshot or cluster export to Amazon S3. This API operation supports pagination.

## Request Parameters

For information about the parameters that are common to all actions, see [Common Parameters](#).

### ExportTaskIdentifier

The identifier of the snapshot or cluster export task to be described.

Type: String

Required: No

### Filters.Filter.N

Filters specify one or more snapshot or cluster exports to describe. The filters are specified as name-value pairs that define what to include in the output. Filter names and values are case-sensitive.

Supported filters include the following:

- `export-task-identifier` - An identifier for the snapshot or cluster export task.
- `s3-bucket` - The Amazon S3 bucket the data is exported to.
- `source-arn` - The Amazon Resource Name (ARN) of the snapshot or cluster exported to Amazon S3.
- `status` - The status of the export task. Must be lowercase. Valid statuses are the following:
  - `canceled`
  - `canceling`
  - `complete`
  - `failed`
  - `in_progress`
  - `starting`

Type: Array of [Filter](#) objects

Required: No

### Marker

An optional pagination token provided by a previous `DescribeExportTasks` request. If you specify this parameter, the response includes only records beyond the marker, up to the value specified by the `MaxRecords` parameter.

Type: String

Required: No

### MaxRecords

The maximum number of records to include in the response. If more records exist than the specified value, a pagination token called a marker is included in the response. You can use the marker in a later `DescribeExportTasks` request to retrieve the remaining results.

Default: 100

Constraints: Minimum 20, maximum 100.

Type: Integer

Valid Range: Minimum value of 20. Maximum value of 100.

Required: No

### SourceArn

The Amazon Resource Name (ARN) of the snapshot or cluster exported to Amazon S3.

Type: String

Required: No

### SourceType

The type of source for the export.

Type: String

Valid Values: SNAPSHOT | CLUSTER

Required: No

## Response Elements

The following elements are returned by the service.

### **ExportTasks.ExportTask.N**

Information about an export of a snapshot or cluster to Amazon S3.

Type: Array of [ExportTask](#) objects

### **Marker**

A pagination token that can be used in a later `DescribeExportTasks` request. A marker is used for pagination to identify the location to begin output for the next response of `DescribeExportTasks`.

Type: String

## Errors

For information about the errors that are common to all actions, see [Common Errors](#).

### **ExportTaskNotFound**

The export task doesn't exist.

HTTP Status Code: 404

## See Also

For more information about using this API in one of the language-specific AWS SDKs, see the following:

- [AWS Command Line Interface](#)
- [AWS SDK for .NET](#)
- [AWS SDK for C++](#)
- [AWS SDK for Go v2](#)
- [AWS SDK for Java V2](#)
- [AWS SDK for JavaScript V3](#)

- [AWS SDK for PHP V3](#)
- [AWS SDK for Python](#)
- [AWS SDK for Ruby V3](#)

# DescribeGlobalClusters

Returns information about Aurora global database clusters. This API supports pagination.

For more information on Amazon Aurora, see [What is Amazon Aurora?](#) in the *Amazon Aurora User Guide*.

## Note

This action only applies to Aurora DB clusters.

## Request Parameters

For information about the parameters that are common to all actions, see [Common Parameters](#).

### Filters.Filter.N

A filter that specifies one or more global database clusters to describe. This parameter is case-sensitive.

Currently, the only supported filter is `region`.

If used, the request returns information about any global cluster with at least one member (primary or secondary) in the specified AWS Regions.

Type: Array of [Filter](#) objects

Required: No

### GlobalClusterIdentifier

The user-supplied DB cluster identifier. If this parameter is specified, information from only the specific DB cluster is returned. This parameter isn't case-sensitive.

Constraints:

- If supplied, must match an existing `DBClusterIdentifier`.

Type: String

Required: No



## Marker

An optional pagination token provided by a previous `DescribeGlobalClusters` request. If this parameter is specified, the response includes only records beyond the marker, up to the value specified by `MaxRecords`.

Type: String

Required: No

## MaxRecords

The maximum number of records to include in the response. If more records exist than the specified `MaxRecords` value, a pagination token called a marker is included in the response so that you can retrieve the remaining results.

Default: 100

Constraints: Minimum 20, maximum 100.

Type: Integer

Required: No

## Response Elements

The following elements are returned by the service.

### **GlobalClusters.GlobalClusterMember.N**

The list of global clusters returned by this request.

Type: Array of [GlobalCluster](#) objects

## Marker

An optional pagination token provided by a previous `DescribeGlobalClusters` request. If this parameter is specified, the response includes only records beyond the marker, up to the value specified by `MaxRecords`.

Type: String

## Errors

For information about the errors that are common to all actions, see [Common Errors](#).

### GlobalClusterNotFoundFault

The `GlobalClusterIdentifier` doesn't refer to an existing global database cluster.

HTTP Status Code: 404

## See Also

For more information about using this API in one of the language-specific AWS SDKs, see the following:

- [AWS Command Line Interface](#)
- [AWS SDK for .NET](#)
- [AWS SDK for C++](#)
- [AWS SDK for Go v2](#)
- [AWS SDK for Java V2](#)
- [AWS SDK for JavaScript V3](#)
- [AWS SDK for PHP V3](#)
- [AWS SDK for Python](#)
- [AWS SDK for Ruby V3](#)

# DescribeIntegrations

Describe one or more zero-ETL integrations with Amazon Redshift.

## Request Parameters

For information about the parameters that are common to all actions, see [Common Parameters](#).

### Filters.Filter.N

A filter that specifies one or more resources to return.

Type: Array of [Filter](#) objects

Required: No

### IntegrationIdentifier

The unique identifier of the integration.

Type: String

Length Constraints: Minimum length of 1. Maximum length of 255.

Pattern: [a-zA-Z0-9\_:\-\/]+

Required: No

### Marker

An optional pagination token provided by a previous DescribeIntegrations request. If this parameter is specified, the response includes only records beyond the marker, up to the value specified by MaxRecords.

Type: String

Length Constraints: Minimum length of 1. Maximum length of 340.

Required: No

### MaxRecords

The maximum number of records to include in the response. If more records exist than the specified MaxRecords value, a pagination token called a marker is included in the response so that you can retrieve the remaining results.

Default: 100

Constraints: Minimum 20, maximum 100.

Type: Integer

Required: No

## Response Elements

The following elements are returned by the service.

### **Integrations.Integration.N**

A list of integrations.

Type: Array of [Integration](#) objects

### **Marker**

A pagination token that can be used in a later DescribeIntegrations request.

Type: String

Length Constraints: Minimum length of 1. Maximum length of 340.

## Errors

For information about the errors that are common to all actions, see [Common Errors](#).

### **IntegrationNotFoundFault**

The specified integration could not be found.

HTTP Status Code: 404

## Examples

### **Example**

This example illustrates one usage of DescribeIntegrations.

## Sample Request

```
https://rds.us-east-1.amazonaws.com/
?Action=DescribeIntegration
&IntegrationIdentifier=f30acbd8-aaab-4c3c-afb5-09d51d041037
&SignatureMethod=HmacSHA256
&SignatureVersion=4
&Version=2014-10-31
&X-Amz-Algorithm=AWS4-HMAC-SHA256
&X-Amz-Credential=AKIADQKE4SARGYLE/20141031/us-east-1/rds/aws4_request
&X-Amz-Date=20230110T005253Z
&X-Amz-SignedHeaders=content-type;host;user-agent;x-amz-content-sha256;x-amz-date
&X-Amz-Signature=8a684aebbe6d5219bb3572316a341963324d6ef339bd0dcfa5854f1a01d401214
```

## Sample Response

```
<DescribeIntegrationsResponse xmlns="http://rds.amazonaws.com/doc/2014-10-31/">
  <DescribeIntegrationsResult>
    <Integrations>
      <Integration>
        <SourceArn>arn:aws:rds:us-east-1:123456789012:cluster:serverless-
source-cluster</SourceArn>
        <IntegrationName>my-integration</IntegrationName>
        <IntegrationCreateTime>2023-12-14T00:15:21.358Z</IntegrationCreateTime>
        <IntegrationArn>arn:aws:rds:us-
east-1:123456789012:integration:f30acbd8-aaab-4c3c-afb5-09d51d041037</IntegrationArn>
        <TargetArn>arn:aws:redshift-serverless:us-
east-1:123456789012:namespace/0844171c-1e01-4d9f-be52-89e6c44083e5</TargetArn>
        <Tags/>
        <CreateTime>2023-12-14T00:15:21.358Z</CreateTime>
        <KMSKeyId>arn:aws:kms:us-east-1:211223847500:key/eda7134d-cd39-4af1-
b62b-ad2415b6bcc</KMSKeyId>
        <Status>creating</Status>
      </Integration>
    </Integrations>
  </DescribeIntegrationsResult>
  <ResponseMetadata>
    <RequestId>6e131503-e920-4c3d-b934-a401a69c3b24</RequestId>
  </ResponseMetadata>
</DescribeIntegrationsResponse>
```

## See Also

For more information about using this API in one of the language-specific AWS SDKs, see the following:

- [AWS Command Line Interface](#)
- [AWS SDK for .NET](#)
- [AWS SDK for C++](#)
- [AWS SDK for Go v2](#)
- [AWS SDK for Java V2](#)
- [AWS SDK for JavaScript V3](#)
- [AWS SDK for PHP V3](#)
- [AWS SDK for Python](#)
- [AWS SDK for Ruby V3](#)

# DescribeOptionGroupOptions

Describes all available options for the specified engine.

## Request Parameters

For information about the parameters that are common to all actions, see [Common Parameters](#).

### EngineName

The name of the engine to describe options for.

Valid Values:

- db2-ae
- db2-se
- mariadb
- mysql
- oracle-ee
- oracle-ee-cdb
- oracle-se2
- oracle-se2-cdb
- postgres
- sqlserver-ee
- sqlserver-se
- sqlserver-ex
- sqlserver-web

Type: String

Required: Yes

### Filters.Filter.N

This parameter isn't currently supported.

Type: Array of [Filter](#) objects

Required: No

## MajorEngineVersion

If specified, filters the results to include only options for the specified major engine version.

Type: String

Required: No

## Marker

An optional pagination token provided by a previous request. If this parameter is specified, the response includes only records beyond the marker, up to the value specified by `MaxRecords`.

Type: String

Required: No

## MaxRecords

The maximum number of records to include in the response. If more records exist than the specified `MaxRecords` value, a pagination token called a marker is included in the response so that you can retrieve the remaining results.

Default: 100

Constraints: Minimum 20, maximum 100.

Type: Integer

Required: No

## Response Elements

The following elements are returned by the service.

### Marker

An optional pagination token provided by a previous request. If this parameter is specified, the response includes only records beyond the marker, up to the value specified by `MaxRecords`.

Type: String

### OptionGroupOptions.OptionGroupOption.N

List of available option group options.



Type: Array of [OptionGroupOption](#) objects

## Errors

For information about the errors that are common to all actions, see [Common Errors](#).

## Examples

### Example

This example illustrates one usage of DescribeOptionGroupOptions.

### Sample Request

```
https://rds.us-west-2.amazonaws.com/
  ?Action=DescribeOptionGroupOptions
  &EngineName=oracle-se1
  &SignatureMethod=HmacSHA256
  &SignatureVersion=4
  &Version=2014-10-31
  &X-Amz-Algorithm=AWS4-HMAC-SHA256
  &X-Amz-Credential=AKIADQKE4SARGYLE/20140421/us-west-2/rds/aws4_request
  &X-Amz-Date=20140421T194733Z
  &X-Amz-SignedHeaders=content-type;host;user-agent;x-amz-content-sha256;x-amz-date
  &X-Amz-Signature=3792d1669ce65ba1ba6a85b2e4057235e46dd3d0072663c17f4b4439fd8af702
```

### Sample Response

```
<DescribeOptionGroupOptionsResponse xmlns="http://rds.amazonaws.com/doc/2014-10-31/">
  <DescribeOptionGroupOptionsResult>
    <OptionGroupOptions>
      <OptionGroupOption>
        <MajorEngineVersion>11.2</MajorEngineVersion>
        <PortRequired>>false</PortRequired>
        <Persistent>>false</Persistent>
        <OptionsDependedOn>
          <OptionName>XMLDB</OptionName>
        </OptionsDependedOn>
        <OptionsConflictsWith/>
        <Permanent>>false</Permanent>
```

```

    <Description>Oracle Application Express Runtime Environment</Description>
    <Name>APEX</Name>
    <OptionGroupOptionSettings/>
    <EngineName>oracle-se1</EngineName>
    <MinimumRequiredMinorEngineVersion>0.2.v4</MinimumRequiredMinorEngineVersion>
</OptionGroupOption>
<OptionGroupOption>
    <MajorEngineVersion>11.2</MajorEngineVersion>
    <PortRequired>>false</PortRequired>
    <Persistent>>false</Persistent>
    <OptionsDependedOn>
        <OptionName>APEX</OptionName>
    </OptionsDependedOn>
    <OptionsConflictsWith/>
    <Permanent>>false</Permanent>
    <Description>Oracle Application Express Development Environment</Description>
    <Name>APEX-DEV</Name>
    <OptionGroupOptionSettings/>
    <EngineName>oracle-se1</EngineName>
    <MinimumRequiredMinorEngineVersion>0.2.v4</MinimumRequiredMinorEngineVersion>
</OptionGroupOption>
<OptionGroupOption>
    <MajorEngineVersion>11.2</MajorEngineVersion>
    <PortRequired>>true</PortRequired>
    <Persistent>>false</Persistent>
    <OptionsDependedOn/>
    <OptionsConflictsWith/>
    <Permanent>>false</Permanent>
    <Description>Oracle Enterprise Manager (Database Control only)</Description>
    <DefaultPort>1158</DefaultPort>
    <Name>OEM</Name>
    <OptionGroupOptionSettings/>
    <EngineName>oracle-se1</EngineName>
    <MinimumRequiredMinorEngineVersion>0.2.v3</MinimumRequiredMinorEngineVersion>
</OptionGroupOption>
</OptionGroupOptions>
</DescribeOptionGroupOptionsResult>
<ResponseMetadata>
    <RequestId>b7b26a8f-b98c-11d3-f272-7cd6cce12cc5</RequestId>
</ResponseMetadata>
</DescribeOptionGroupOptionsResponse>

```

## See Also

For more information about using this API in one of the language-specific AWS SDKs, see the following:

- [AWS Command Line Interface](#)
- [AWS SDK for .NET](#)
- [AWS SDK for C++](#)
- [AWS SDK for Go v2](#)
- [AWS SDK for Java V2](#)
- [AWS SDK for JavaScript V3](#)
- [AWS SDK for PHP V3](#)
- [AWS SDK for Python](#)
- [AWS SDK for Ruby V3](#)

# DescribeOptionGroups

Describes the available option groups.

## Request Parameters

For information about the parameters that are common to all actions, see [Common Parameters](#).

### EngineName

A filter to only include option groups associated with this database engine.

Valid Values:

- db2-ae
- db2-se
- mariadb
- mysql
- oracle-ee
- oracle-ee-cdb
- oracle-se2
- oracle-se2-cdb
- postgres
- sqlserver-ee
- sqlserver-se
- sqlserver-ex
- sqlserver-web

Type: String

Required: No

### Filters.Filter.N

This parameter isn't currently supported.

Type: Array of [Filter](#) objects

Required: No

## MajorEngineVersion

Filters the list of option groups to only include groups associated with a specific database engine version. If specified, then EngineName must also be specified.

Type: String

Required: No

## Marker

An optional pagination token provided by a previous DescribeOptionGroups request. If this parameter is specified, the response includes only records beyond the marker, up to the value specified by MaxRecords.

Type: String

Required: No

## MaxRecords

The maximum number of records to include in the response. If more records exist than the specified MaxRecords value, a pagination token called a marker is included in the response so that you can retrieve the remaining results.

Default: 100

Constraints: Minimum 20, maximum 100.

Type: Integer

Required: No

## OptionGroupName

The name of the option group to describe. Can't be supplied together with EngineName or MajorEngineVersion.

Type: String

Required: No

## Response Elements

The following elements are returned by the service.

## Marker

An optional pagination token provided by a previous request. If this parameter is specified, the response includes only records beyond the marker, up to the value specified by `MaxRecords`.

Type: String

## OptionGroupsList.OptionGroup.N

List of option groups.

Type: Array of [OptionGroup](#) objects

## Errors

For information about the errors that are common to all actions, see [Common Errors](#).

### OptionGroupNotFoundFault

The specified option group could not be found.

HTTP Status Code: 404

## Examples

### Example

This example illustrates one usage of `DescribeOptionGroups`.

### Sample Request

```
https://rds.us-east-1.amazonaws.com/
  ?Action=DescribeOptionGroups
  &MaxRecords=100
  &OptionGroupName=myawsuser-grp1
  &SignatureMethod=HmacSHA256
  &SignatureVersion=4
  &Version=2014-10-31
  &X-Amz-Algorithm=AWS4-HMAC-SHA256
  &X-Amz-Credential=AKIADQKE4SARGYLE/20140421/us-east-1/rds/aws4_request
  &X-Amz-Date=20140421T231357Z
  &X-Amz-SignedHeaders=content-type;host;user-agent;x-amz-content-sha256;x-amz-date
```

```
&X-Amz-Signature=fabfbbeb85c44e3f151d44211790c5135a9074fdb8d85ec117788ac6cfab6c5bc
```

## Sample Response

```
<DescribeOptionGroupsResponse xmlns="http://rds.amazonaws.com/doc/2014-10-31/">
  <DescribeOptionGroupsResult>
    <OptionGroupsList>
      <OptionGroup>
        <AllowsVpcAndNonVpcInstanceMemberships>true</
AllowsVpcAndNonVpcInstanceMemberships>
        <MajorEngineVersion>5.6</MajorEngineVersion>
        <OptionGroupName>myawsuser-grp1</OptionGroupName>
        <EngineName>mysql</EngineName>
        <OptionGroupDescription>my test option group</OptionGroupDescription>
        <Options/>
      </OptionGroup>
    </OptionGroupsList>
  </DescribeOptionGroupsResult>
  <ResponseMetadata>
    <RequestId>8c6201fc-b9ff-11d3-f92b-31fa5e8dbc99</RequestId>
  </ResponseMetadata>
</DescribeOptionGroupsResponse>
```

## Example

This example illustrates one usage of DescribeOptionGroups.

## Sample Request

```
https://rds.us-west-2.amazonaws.com/
  ?Action=DescribeOptionGroups
  &MaxRecords=100
  &SignatureMethod=HmacSHA256
  &SignatureVersion=4
  &Version=2014-10-31
  &X-Amz-Algorithm=AWS4-HMAC-SHA256
  &X-Amz-Credential=AKIADQKE4SARGYLE/20140613/us-west-2/rds/aws4_request
  &X-Amz-Date=20140613T223341Z
  &X-Amz-SignedHeaders=content-type;host;user-agent;x-amz-content-sha256;x-amz-date
  &X-Amz-Signature=5ae331adcd684c27d66e0b794a51933effe32a4c026eba2e994ae483ee47a0ba
```

## Sample Response

```
<DescribeOptionGroupsResponse xmlns="http://rds.amazonaws.com/doc/2014-10-31/">
  <DescribeOptionGroupsResult>
    <OptionGroupsList>
      <OptionGroup>
        <OptionGroupName>default:mysql-5-5</OptionGroupName>
        <AllowsVpcAndNonVpcInstanceMemberships>true</
AllowsVpcAndNonVpcInstanceMemberships>
        <MajorEngineVersion>5.5</MajorEngineVersion>
        <EngineName>mysql</EngineName>
        <OptionGroupDescription>Default option group MySQL 5.5</OptionGroupDescription>
        <Options/>
      </OptionGroup>
      <OptionGroup>
        <OptionGroupName>default:postgres-9-3</OptionGroupName>
        <AllowsVpcAndNonVpcInstanceMemberships>true</
AllowsVpcAndNonVpcInstanceMemberships>
        <MajorEngineVersion>9.3</MajorEngineVersion>
        <EngineName>postgres</EngineName>
        <OptionGroupDescription>Default option group for postgres 9.3</
OptionGroupDescription>
        <Options/>
      </OptionGroup>
      <OptionGroup>
        <OptionGroupName>default:sqlserver-ex-10-50</OptionGroupName>
        <AllowsVpcAndNonVpcInstanceMemberships>true</
AllowsVpcAndNonVpcInstanceMemberships>
        <MajorEngineVersion>10.50</MajorEngineVersion>
        <EngineName>sqlserver-ex</EngineName>
        <OptionGroupDescription>Default option group for sqlserver-ex 10.50</
OptionGroupDescription>
        <Options/>
      </OptionGroup>
      <OptionGroup>
        <OptionGroupName>default:sqlserver-se-10-50-mirrored</OptionGroupName>
        <AllowsVpcAndNonVpcInstanceMemberships>true</
AllowsVpcAndNonVpcInstanceMemberships>
        <MajorEngineVersion>10.50</MajorEngineVersion>
        <EngineName>sqlserver-se</EngineName>
        <OptionGroupDescription>Default Mirroring-enabled option group for sqlserver-se
10.50</OptionGroupDescription>
        <Options>
```



```

    <Option>
      <OptionName>Mirroring</OptionName>
      <OptionDescription>SQLServer Database Mirroring</OptionDescription>
      <Persistent>>false</Persistent>
      <Permanent>>false</Permanent>
      <OptionSettings/>
      <VpcSecurityGroupMemberships/>
      <DBSecurityGroupMemberships/>
    </Option>
  </Options>
</OptionGroup>
<OptionGroup>
  <OptionGroupName>default:sqlserver-se-11-00</OptionGroupName>
  <AllowsVpcAndNonVpcInstanceMemberships>>true</
AllowsVpcAndNonVpcInstanceMemberships>
  <MajorEngineVersion>11.00</MajorEngineVersion>
  <EngineName>sqlserver-se</EngineName>
  <OptionGroupDescription>Default option group for sqlserver-se 11.00</
OptionGroupDescription>
  <Options/>
</OptionGroup>
<OptionGroup>
  <OptionGroupName>myawsuser-opt-grp</OptionGroupName>
  <AllowsVpcAndNonVpcInstanceMemberships>>false</
AllowsVpcAndNonVpcInstanceMemberships>
  <MajorEngineVersion>11.2</MajorEngineVersion>
  <EngineName>oracle-ee</EngineName>
  <OptionGroupDescription>test option group</OptionGroupDescription>
  <Options>
    <Option>
      <OptionName>NATIVE_NETWORK_ENCRYPTION</OptionName>
      <OptionDescription>Oracle Advanced Security - Native Network Encryption</
OptionDescription>
      <Persistent>>false</Persistent>
      <Permanent>>false</Permanent>
      <OptionSettings>
        <OptionSetting>
          <DataType>STRING</DataType>
          <IsModifiable>>true</IsModifiable>
          <IsCollection>>true</IsCollection>
          <Description>Specifies list of checksumming algorithms in order of
intended use</Description>
          <Name>SQLNET.CRYPTO_CHECKSUM_TYPES_SERVER</Name>
          <Value>SHA1,MD5</Value>

```

```

    <ApplyType>STATIC</ApplyType>
    <DefaultValue>SHA1,MD5</DefaultValue>
    <AllowedValues>SHA1,MD5</AllowedValues>
  </OptionSetting>
  <OptionSetting>
    <DataType>STRING</DataType>
    <IsModifiable>>true</IsModifiable>
    <IsCollection>>true</IsCollection>
    <Description>Specifies list of encryption algorithms in order of
intended use</Description>
    <Name>SQLNET.ENCRYPTION_TYPES_SERVER</Name>

    <Value>RC4_256,AES256,AES192,3DES168,RC4_128,AES128,3DES112,RC4_56,DES,RC4_40,DES40</
Value>
    <ApplyType>STATIC</ApplyType>

    <DefaultValue>RC4_256,AES256,AES192,3DES168,RC4_128,AES128,3DES112,RC4_56,DES,RC4_40,DES40</
DefaultValue>

    <AllowedValues>RC4_256,AES256,AES192,3DES168,RC4_128,AES128,3DES112,RC4_56,DES,RC4_40,DES40</
AllowedValues>
  </OptionSetting>
  <OptionSetting>
    <DataType>STRING</DataType>
    <IsModifiable>>true</IsModifiable>
    <IsCollection>>false</IsCollection>
    <Description>Specifies the desired encryption behavior</Description>
    <Name>SQLNET.ENCRYPTION_SERVER</Name>
    <Value>REQUESTED</Value>
    <ApplyType>STATIC</ApplyType>
    <DefaultValue>REQUESTED</DefaultValue>
    <AllowedValues>ACCEPTED,REJECTED,REQUESTED,REQUIRED</AllowedValues>
  </OptionSetting>
  <OptionSetting>
    <DataType>STRING</DataType>
    <IsModifiable>>true</IsModifiable>
    <IsCollection>>false</IsCollection>
    <Description>Specifies the desired data integrity behavior</
Description>
    <Name>SQLNET.CRYPTO_CHECKSUM_SERVER</Name>
    <Value>REQUESTED</Value>
    <ApplyType>STATIC</ApplyType>
    <DefaultValue>REQUESTED</DefaultValue>
    <AllowedValues>ACCEPTED,REJECTED,REQUESTED,REQUIRED</AllowedValues>

```

```

        </OptionSetting>
    </OptionSettings>
    <VpcSecurityGroupMemberships/>
    <DBSecurityGroupMemberships/>
</Option>
<Option>
    <OptionName>XMLDB</OptionName>
    <OptionDescription>Oracle XMLDB Repository</OptionDescription>
    <Persistent>>false</Persistent>
    <Permanent>>false</Permanent>
    <OptionSettings/>
    <VpcSecurityGroupMemberships/>
    <DBSecurityGroupMemberships/>
</Option>
<Option>
    <Port>1158</Port>
    <OptionName>OEM</OptionName>
    <OptionDescription>Oracle Enterprise Manager (Database Control only)</
OptionDescription>
    <Persistent>>false</Persistent>
    <Permanent>>false</Permanent>
    <OptionSettings/>
    <VpcSecurityGroupMemberships/>
    <DBSecurityGroupMemberships>
        <DBSecurityGroup>
            <Status>authorized</Status>
            <DBSecurityGroupName>sg-db-sec-grp</DBSecurityGroupName>
        </DBSecurityGroup>
    </DBSecurityGroupMemberships>
</Option>
</Options>
</OptionGroup>
<Option>
    <OptionName>APEX</OptionName>
    <OptionDescription>Oracle Application Express Runtime Environment</
OptionDescription>
    <Persistent>>false</Persistent>
    <Permanent>>false</Permanent>
    <OptionSettings/>
    <VpcSecurityGroupMemberships/>
    <DBSecurityGroupMemberships/>
</Option>
</Options>
</OptionGroup>

```

```
</OptionGroupsList>
</DescribeOptionGroupsResult>
<ResponseMetadata>
  <RequestId>b2ce0772-f55a-11e3-bd0f-bb88ac05a37c</RequestId>
</ResponseMetadata>
</DescribeOptionGroupsResponse>
```

## See Also

For more information about using this API in one of the language-specific AWS SDKs, see the following:

- [AWS Command Line Interface](#)
- [AWS SDK for .NET](#)
- [AWS SDK for C++](#)
- [AWS SDK for Go v2](#)
- [AWS SDK for Java V2](#)
- [AWS SDK for JavaScript V3](#)
- [AWS SDK for PHP V3](#)
- [AWS SDK for Python](#)
- [AWS SDK for Ruby V3](#)

# DescribeOrderableDBInstanceOptions

Describes the orderable DB instance options for a specified DB engine.

## Request Parameters

For information about the parameters that are common to all actions, see [Common Parameters](#).

### Engine

The name of the database engine to describe DB instance options for.

Valid Values:

- aurora-mysql
- aurora-postgresql
- custom-oracle-ee
- custom-oracle-ee-cdb
- custom-oracle-se2
- custom-oracle-se2-cdb
- db2-ae
- db2-se
- mariadb
- mysql
- oracle-ee
- oracle-ee-cdb
- oracle-se2
- oracle-se2-cdb
- postgres
- sqlserver-ee
- sqlserver-se
- sqlserver-ex
- sqlserver-web

Type: String

Required: Yes

### **AvailabilityZoneGroup**

The Availability Zone group associated with a Local Zone. Specify this parameter to retrieve available options for the Local Zones in the group.

Omit this parameter to show the available options in the specified AWS Region.

This setting doesn't apply to RDS Custom DB instances.

Type: String

Required: No

### **DBInstanceClass**

A filter to include only the available options for the specified DB instance class.

Type: String

Required: No

### **EngineVersion**

A filter to include only the available options for the specified engine version.

Type: String

Required: No

### **Filters.Filter.N**

This parameter isn't currently supported.

Type: Array of [Filter](#) objects

Required: No

### **LicenseModel**

A filter to include only the available options for the specified license model.

RDS Custom supports only the BYOL licensing model.

Type: String

Required: No

### Marker

An optional pagination token provided by a previous `DescribeOrderableDBInstanceOptions` request. If this parameter is specified, the response includes only records beyond the marker, up to the value specified by `MaxRecords`.

Type: String

Required: No

### MaxRecords

The maximum number of records to include in the response. If more records exist than the specified `MaxRecords` value, a pagination token called a marker is included in the response so that you can retrieve the remaining results.

Default: 100

Constraints: Minimum 20, maximum 1000.

Type: Integer

Required: No

### Vpc

Specifies whether to show only VPC or non-VPC offerings. RDS Custom supports only VPC offerings.

RDS Custom supports only VPC offerings. If you describe non-VPC offerings for RDS Custom, the output shows VPC offerings.

Type: Boolean

Required: No

## Response Elements

The following elements are returned by the service.

## Marker

An optional pagination token provided by a previous `OrderableDBInstanceOptions` request. If this parameter is specified, the response includes only records beyond the marker, up to the value specified by `MaxRecords`.

Type: String

## `OrderableDBInstanceOptions.OrderableDBInstanceOption.N`

An `OrderableDBInstanceOption` structure containing information about orderable options for the DB instance.

Type: Array of [OrderableDBInstanceOption](#) objects

## Errors

For information about the errors that are common to all actions, see [Common Errors](#).

## Examples

### Example

This example illustrates one usage of `DescribeOrderableDBInstanceOptions`.

### Sample Request

```
https://rds.us-west-2.amazonaws.com/  
  ?Action=DescribeOrderableDBInstanceOptions  
  &Engine=mysql  
  &EngineVersion=8.0.26  
  &DBInstanceClass=db.r6gd.large  
  &SignatureMethod=HmacSHA256  
  &SignatureVersion=4  
  &Version=2014-10-31  
  &X-Amz-Algorithm=AWS4-HMAC-SHA256  
  &X-Amz-Credential=AKIADQKE4SARGYLE/20140421/us-west-2/rds/aws4_request  
  &X-Amz-Date=20211020T205537Z  
  &X-Amz-SignedHeaders=content-type;host;user-agent;x-amz-content-sha256;x-amz-date  
  &X-Amz-Signature=b49545dd3c933bddd80655d433d84bf743261ea1bebb33a7922c5c2c5240cd8
```



## Sample Response

```
<DescribeOrderableDBInstanceOptionsResponse xmlns="http://rds.amazonaws.com/doc/2014-10-31/">
  <DescribeOrderableDBInstanceOptionsResult>
    <Marker>ZGIubTEuc21hbGwKZ2VuZXJhbC1wdWJsaWMtbGljZW5zZQo1LjEuNjkKTg==</Marker>
    <OrderableDBInstanceOptions>
      <OrderableDBInstanceOption>
        <MultiAZCapable>true</MultiAZCapable>
        <Engine>mysql</Engine>
        <LicenseModel>general-public-license</LicenseModel>
        <ReadReplicaCapable>true</ReadReplicaCapable>
        <Vpc>false</Vpc>
        <EngineVersion>5.1.57</EngineVersion>
        <AvailabilityZones>
          <AvailabilityZone>
            <Name>us-west-2a</Name>
            <ProvisionedIopsCapable>true</ProvisionedIopsCapable>
          </AvailabilityZone>
          <AvailabilityZone>
            <Name>us-west-2b</Name>
            <ProvisionedIopsCapable>true</ProvisionedIopsCapable>
          </AvailabilityZone>
          <AvailabilityZone>
            <Name>us-west-2c</Name>
            <ProvisionedIopsCapable>true</ProvisionedIopsCapable>
          </AvailabilityZone>
        </AvailabilityZones>
        <DBInstanceClass>db.m1.large</DBInstanceClass>
      </OrderableDBInstanceOption>
      <OrderableDBInstanceOption>
        <MultiAZCapable>true</MultiAZCapable>
        <Engine>mysql</Engine>
        <LicenseModel>general-public-license</LicenseModel>
        <ReadReplicaCapable>true</ReadReplicaCapable>
        <Vpc>true</Vpc>
        <EngineVersion>5.1.57</EngineVersion>
        <AvailabilityZones>
          <AvailabilityZone>
            <Name>us-west-2a</Name>
            <ProvisionedIopsCapable>true</ProvisionedIopsCapable>
          </AvailabilityZone>
          <AvailabilityZone>
```

```
<Name>us-west-2b</Name>
  <ProvisionedIopsCapable>true</ProvisionedIopsCapable>
</AvailabilityZone>
<AvailabilityZone>
  <Name>us-west-2c</Name>
  <ProvisionedIopsCapable>true</ProvisionedIopsCapable>
</AvailabilityZone>
</AvailabilityZones>
<DBInstanceClass>db.m1.large</DBInstanceClass>
</OrderableDBInstanceOption>
</OrderableDBInstanceOptions>
</DescribeOrderableDBInstanceOptionsResult>
<ResponseMetadata>
  <RequestId>b7ceb73e-b98c-11d3-a907-5a2c468b9cb0</RequestId>
</ResponseMetadata>
</DescribeOrderableDBInstanceOptionsResponse>
```

## See Also

For more information about using this API in one of the language-specific AWS SDKs, see the following:

- [AWS Command Line Interface](#)
- [AWS SDK for .NET](#)
- [AWS SDK for C++](#)
- [AWS SDK for Go v2](#)
- [AWS SDK for Java V2](#)
- [AWS SDK for JavaScript V3](#)
- [AWS SDK for PHP V3](#)
- [AWS SDK for Python](#)
- [AWS SDK for Ruby V3](#)

# DescribePendingMaintenanceActions

Returns a list of resources (for example, DB instances) that have at least one pending maintenance action.

## Request Parameters

For information about the parameters that are common to all actions, see [Common Parameters](#).

### Filters.Filter.N

A filter that specifies one or more resources to return pending maintenance actions for.

Supported filters:

- `db-cluster-id` - Accepts DB cluster identifiers and DB cluster Amazon Resource Names (ARNs). The results list only includes pending maintenance actions for the DB clusters identified by these ARNs.
- `db-instance-id` - Accepts DB instance identifiers and DB instance ARNs. The results list only includes pending maintenance actions for the DB instances identified by these ARNs.

Type: Array of [Filter](#) objects

Required: No

### Marker

An optional pagination token provided by a previous `DescribePendingMaintenanceActions` request. If this parameter is specified, the response includes only records beyond the marker, up to a number of records specified by `MaxRecords`.

Type: String

Required: No

### MaxRecords

The maximum number of records to include in the response. If more records exist than the specified `MaxRecords` value, a pagination token called a marker is included in the response so that you can retrieve the remaining results.

Default: 100

Constraints: Minimum 20, maximum 100.

Type: Integer

Required: No

### **ResourceIdentifier**

The ARN of a resource to return pending maintenance actions for.

Type: String

Required: No

## **Response Elements**

The following elements are returned by the service.

### **Marker**

An optional pagination token provided by a previous `DescribePendingMaintenanceActions` request. If this parameter is specified, the response includes only records beyond the marker, up to a number of records specified by `MaxRecords`.

Type: String

### **PendingMaintenanceActions.ResourcePendingMaintenanceActions.N**

A list of the pending maintenance actions for the resource.

Type: Array of [ResourcePendingMaintenanceActions](#) objects

## **Errors**

For information about the errors that are common to all actions, see [Common Errors](#).

### **ResourceNotFoundFault**

The specified resource ID was not found.

HTTP Status Code: 404

## Examples

### Example

This example illustrates one usage of DescribePendingMaintenanceActions.

### Sample Request

```
https://rds.us-west-2.amazonaws.com/  
  ?Action=DescribePendingMaintenanceActions  
  &SignatureMethod=HmacSHA256  
  &SignatureVersion=4  
  &Version=2014-10-31  
  &X-Amz-Algorithm=AWS4-HMAC-SHA256  
  &X-Amz-Credential=AKIADQKE4SARGYLE/20141216/us-west-2/rds/aws4_request  
  &X-Amz-Date=20140421T194732Z  
  &X-Amz-SignedHeaders=content-type;host;user-agent;x-amz-content-sha256;x-amz-date  
  &X-Amz-Signature=6e25c542bf96fe24b28c12976ec92d2f856ab1d2a158e21c35441a736e4fde2b
```

### Sample Response

```
<DescribePendingMaintenanceActionsResponse xmlns="http://rds.amazonaws.com/  
doc/2014-10-31/">  
  <DescribePendingMaintenanceActionsResult>  
    <PendingMaintenanceActions>  
      <ResourcePendingMaintenanceActions>  
        <ResourceIdentifier>arn:aws:rds:us-east-1:123456781234:db:my-instance</  
ResourceIdentifier>  
        <PendingMaintenanceActionDetails>  
          <PendingMaintenanceAction>  
            <Action>system-update</Action>  
          </PendingMaintenanceAction>  
        </PendingMaintenanceActionDetails>  
      </ResourcePendingMaintenanceActions>  
      <ResourcePendingMaintenanceActions>  
        <ResourceIdentifier>arn:aws:rds:us-east-1:123456781234:db:another-instance</  
ResourceIdentifier>  
        <PendingMaintenanceActionDetails>  
          <PendingMaintenanceAction>  
            <Action>system-update</Action>  
          </PendingMaintenanceAction>  
      </ResourcePendingMaintenanceActions>  
    </PendingMaintenanceActions>  
  </DescribePendingMaintenanceActionsResult>  
</DescribePendingMaintenanceActionsResponse>
```

```
    </PendingMaintenanceActionDetails>
  </ResourcePendingMaintenanceActions>
</PendingMaintenanceActions>
</DescribePendingMaintenanceActionsResult>
<ResponseMetadata>
  <RequestId>dcfe0682-870c-11e4-9833-b3ad657ea9da</RequestId>
</ResponseMetadata>
</DescribePendingMaintenanceActionsResponse>
```

## See Also

For more information about using this API in one of the language-specific AWS SDKs, see the following:

- [AWS Command Line Interface](#)
- [AWS SDK for .NET](#)
- [AWS SDK for C++](#)
- [AWS SDK for Go v2](#)
- [AWS SDK for Java V2](#)
- [AWS SDK for JavaScript V3](#)
- [AWS SDK for PHP V3](#)
- [AWS SDK for Python](#)
- [AWS SDK for Ruby V3](#)

# DescribeReservedDBInstances

Returns information about reserved DB instances for this account, or about a specified reserved DB instance.

## Request Parameters

For information about the parameters that are common to all actions, see [Common Parameters](#).

### DBInstanceClass

The DB instance class filter value. Specify this parameter to show only those reservations matching the specified DB instances class.

Type: String

Required: No

### Duration

The duration filter value, specified in years or seconds. Specify this parameter to show only reservations for this duration.

Valid Values: 1 | 3 | 31536000 | 94608000

Type: String

Required: No

### Filters.Filter.N

This parameter isn't currently supported.

Type: Array of [Filter](#) objects

Required: No

### LeaseId

The lease identifier filter value. Specify this parameter to show only the reservation that matches the specified lease ID.

#### Note

AWS Support might request the lease ID for an issue related to a reserved DB instance.

Type: String

Required: No

### Marker

An optional pagination token provided by a previous request. If this parameter is specified, the response includes only records beyond the marker, up to the value specified by `MaxRecords`.

Type: String

Required: No

### MaxRecords

The maximum number of records to include in the response. If more than the `MaxRecords` value is available, a pagination token called a marker is included in the response so you can retrieve the remaining results.

Default: 100

Constraints: Minimum 20, maximum 100.

Type: Integer

Required: No

### MultiAZ

Specifies whether to show only those reservations that support Multi-AZ.

Type: Boolean

Required: No

### OfferingType

The offering type filter value. Specify this parameter to show only the available offerings matching the specified offering type.

Valid Values: "Partial Upfront" | "All Upfront" | "No Upfront"

Type: String

Required: No



## ProductDescription

The product description filter value. Specify this parameter to show only those reservations matching the specified product description.

Type: String

Required: No

## ReservedDBInstanceid

The reserved DB instance identifier filter value. Specify this parameter to show only the reservation that matches the specified reservation ID.

Type: String

Required: No

## ReservedDBInstancesOfferingId

The offering identifier filter value. Specify this parameter to show only purchased reservations matching the specified offering identifier.

Type: String

Required: No

## Response Elements

The following elements are returned by the service.

### Marker

An optional pagination token provided by a previous request. If this parameter is specified, the response includes only records beyond the marker, up to the value specified by `MaxRecords`.

Type: String

### ReservedDBInstances.ReservedDBInstance.N

A list of reserved DB instances.

Type: Array of [ReservedDBInstance](#) objects

## Errors

For information about the errors that are common to all actions, see [Common Errors](#).

### ReservedDBInstanceNotFound

The specified reserved DB Instance not found.

HTTP Status Code: 404

## Examples

### Example

This example illustrates one usage of DescribeReservedDBInstances.

### Sample Request

```
https://rds.us-west-2.amazonaws.com/
  ?Action=DescribeReservedDBInstances
  &ReservedDBInstanceId=customerSpecifiedID
  &SignatureMethod=HmacSHA256
  &SignatureVersion=4
  &Version=2014-10-31
  &X-Amz-Algorithm=AWS4-HMAC-SHA256
  &X-Amz-Credential=AKIADQKE4SARGYLE/20140420/us-west-2/rds/aws4_request
  &X-Amz-Date=20140420T162211Z
  &X-Amz-SignedHeaders=content-type;host;user-agent;x-amz-content-sha256;x-amz-date
  &X-Amz-Signature=3312d17a4c43bcd209bc22a0778dd23e73f8434254abbd7ac53b89ade3dae88e
```

### Sample Response

```
<DescribeReservedDBInstancesResponse xmlns="http://rds.amazonaws.com/doc/2014-10-31/">
  <DescribeReservedDBInstancesResult>
    <ReservedDBInstances>
      <ReservedDBInstance>
        <OfferingType>Partial Upfront</OfferingType>
        <CurrencyCode>USD</CurrencyCode>
        <RecurringCharges/>
      </ReservedDBInstance>
    </ReservedDBInstances>
  </DescribeReservedDBInstancesResult>
</DescribeReservedDBInstancesResponse>
```

```
<ProductDescription>mysql</ProductDescription>
  <ReservedDBInstancesOfferingId>649fd0c8-cf6d-47a0-bfa6-060f8e75e95f</ReservedDBInstancesOfferingId>
  <MultiAZ>>false</MultiAZ>
  <State>active</State>
  <ReservedDBInstanceId>myreservationid</ReservedDBInstanceId>
  <DBInstanceCount>1</DBInstanceCount>
  <StartTime>2014-05-15T00:25:14.131Z</StartTime>
  <Duration>31536000</Duration>
  <FixedPrice>227.5</FixedPrice>
  <UsagePrice>0.046</UsagePrice>
  <DBInstanceClass>db.m1.small</DBInstanceClass>
</ReservedDBInstance>
</DescribeReservedDBInstancesResult>
<ResponseMetadata>
  <RequestId>c695119b-2961-11e1-bd06-6fe008f046c3</RequestId>
</ResponseMetadata>
</DescribeReservedDBInstancesResponse>
```

## See Also

For more information about using this API in one of the language-specific AWS SDKs, see the following:

- [AWS Command Line Interface](#)
- [AWS SDK for .NET](#)
- [AWS SDK for C++](#)
- [AWS SDK for Go v2](#)
- [AWS SDK for Java V2](#)
- [AWS SDK for JavaScript V3](#)
- [AWS SDK for PHP V3](#)
- [AWS SDK for Python](#)
- [AWS SDK for Ruby V3](#)

# DescribeReservedDBInstancesOfferings

Lists available reserved DB instance offerings.

## Request Parameters

For information about the parameters that are common to all actions, see [Common Parameters](#).

### DBInstanceClass

The DB instance class filter value. Specify this parameter to show only the available offerings matching the specified DB instance class.

Type: String

Required: No

### Duration

Duration filter value, specified in years or seconds. Specify this parameter to show only reservations for this duration.

Valid Values: 1 | 3 | 31536000 | 94608000

Type: String

Required: No

### Filters.Filter.N

This parameter isn't currently supported.

Type: Array of [Filter](#) objects

Required: No

### Marker

An optional pagination token provided by a previous request. If this parameter is specified, the response includes only records beyond the marker, up to the value specified by MaxRecords.

Type: String

Required: No

### **MaxRecords**

The maximum number of records to include in the response. If more than the MaxRecords value is available, a pagination token called a marker is included in the response so you can retrieve the remaining results.

Default: 100

Constraints: Minimum 20, maximum 100.

Type: Integer

Required: No

### **MultiAZ**

Specifies whether to show only those reservations that support Multi-AZ.

Type: Boolean

Required: No

### **OfferingType**

The offering type filter value. Specify this parameter to show only the available offerings matching the specified offering type.

Valid Values: "Partial Upfront" | "All Upfront" | "No Upfront"

Type: String

Required: No

### **ProductDescription**

Product description filter value. Specify this parameter to show only the available offerings that contain the specified product description.

#### **Note**

The results show offerings that partially match the filter value.

Type: String

Required: No

### **ReservedDBInstancesOfferingId**

The offering identifier filter value. Specify this parameter to show only the available offering that matches the specified reservation identifier.

Example: 438012d3-4052-4cc7-b2e3-8d3372e0e706

Type: String

Required: No

## **Response Elements**

The following elements are returned by the service.

### **Marker**

An optional pagination token provided by a previous request. If this parameter is specified, the response includes only records beyond the marker, up to the value specified by `MaxRecords`.

Type: String

### **ReservedDBInstancesOfferings.ReservedDBInstancesOffering.N**

A list of reserved DB instance offerings.

Type: Array of [ReservedDBInstancesOffering](#) objects

## **Errors**

For information about the errors that are common to all actions, see [Common Errors](#).

### **ReservedDBInstancesOfferingNotFound**

Specified offering does not exist.

HTTP Status Code: 404

## Examples

### Example

This example illustrates one usage of DescribeReservedDBInstancesOfferings.

#### Sample Request

```
https://rds.us-east-1.amazonaws.com/  
?Action=DescribeReservedDBInstancesOfferings  
&ReservedDBInstancesOfferingId=438012d3-4052-4cc7-b2e3-8d3372e0e706  
&SignatureMethod=HmacSHA256  
&SignatureVersion=4  
&Version=2014-10-31  
&X-Amz-Algorithm=AWS4-HMAC-SHA256  
&X-Amz-Credential=AKIADQKE4SARGYLE/20140411/us-east-1/rds/aws4_request  
&X-Amz-Date=20140411T203327Z  
&X-Amz-SignedHeaders=content-type;host;user-agent;x-amz-content-sha256;x-amz-date  
&X-Amz-Signature=545f04acffeb4b80d2e778526b1c9da79d0b3097151c24f28e83e851d65422e2
```

#### Sample Response

```
<DescribeReservedDBInstancesOfferingsResponse xmlns="http://rds.amazonaws.com/  
doc/2014-10-31/">  
  <DescribeReservedDBInstancesOfferingsResult>  
    <ReservedDBInstancesOfferings>  
      <ReservedDBInstancesOffering>  
        <Duration>31536000</Duration>  
        <OfferingType>Partial Upfront</OfferingType>  
        <CurrencyCode>USD</CurrencyCode>  
        <RecurringCharges>  
          <RecurringCharge>  
            <RecurringChargeFrequency>Hourly</RecurringChargeFrequency>  
            <RecurringChargeAmount>0.123</RecurringChargeAmount>  
          </RecurringCharge>  
        </RecurringCharges>  
        <FixedPrice>162.0</FixedPrice>  
        <ProductDescription>mysql</ProductDescription>  
        <UsagePrice>0.0</UsagePrice>  
        <MultiAZ>>false</MultiAZ>  
        <ReservedDBInstancesOfferingId>SampleOfferingId</ReservedDBInstancesOfferingId>
```

```
<DBInstanceClass>db.m1.small</DBInstanceClass>
</ReservedDBInstancesOffering>
</ReservedDBInstancesOfferings>
</DescribeReservedDBInstancesOfferingsResult>
<ResponseMetadata>
  <RequestId>521b420a-2961-11e1-bd06-6fe008f046c3</RequestId>
</ResponseMetadata>
</DescribeReservedDBInstancesOfferingsResponse>
```

## See Also

For more information about using this API in one of the language-specific AWS SDKs, see the following:

- [AWS Command Line Interface](#)
- [AWS SDK for .NET](#)
- [AWS SDK for C++](#)
- [AWS SDK for Go v2](#)
- [AWS SDK for Java V2](#)
- [AWS SDK for JavaScript V3](#)
- [AWS SDK for PHP V3](#)
- [AWS SDK for Python](#)
- [AWS SDK for Ruby V3](#)



# DescribeSourceRegions

Returns a list of the source AWS Regions where the current AWS Region can create a read replica, copy a DB snapshot from, or replicate automated backups from.

Use this operation to determine whether cross-Region features are supported between other Regions and your current Region. This operation supports pagination.

To return information about the Regions that are enabled for your account, or all Regions, use the EC2 operation `DescribeRegions`. For more information, see [DescribeRegions](#) in the *Amazon EC2 API Reference*.

## Request Parameters

For information about the parameters that are common to all actions, see [Common Parameters](#).

### Filters.Filter.N

This parameter isn't currently supported.

Type: Array of [Filter](#) objects

Required: No

### Marker

An optional pagination token provided by a previous `DescribeSourceRegions` request. If this parameter is specified, the response includes only records beyond the marker, up to the value specified by `MaxRecords`.

Type: String

Required: No

### MaxRecords

The maximum number of records to include in the response. If more records exist than the specified `MaxRecords` value, a pagination token called a marker is included in the response so you can retrieve the remaining results.

Default: 100

Constraints: Minimum 20, maximum 100.

Type: Integer

Required: No

## RegionName

The source AWS Region name. For example, us-east-1.

Constraints:

- Must specify a valid AWS Region name.

Type: String

Required: No

## Response Elements

The following elements are returned by the service.

### Marker

An optional pagination token provided by a previous request. If this parameter is specified, the response includes only records beyond the marker, up to the value specified by MaxRecords.

Type: String

### SourceRegions.SourceRegion.N

A list of SourceRegion instances that contains each source AWS Region that the current AWS Region can get a read replica or a DB snapshot from.

Type: Array of [SourceRegion](#) objects

## Errors

For information about the errors that are common to all actions, see [Common Errors](#).

## Examples

### Example

This example illustrates one usage of DescribeSourceRegions.

## Sample Request

```
https://rds.us-east-1.amazonaws.com/
?Action=DescribeSourceRegions
&MaxRecords=10
&SignatureMethod=HmacSHA256
&SignatureVersion=4
&Version=2014-10-31
&X-Amz-Algorithm=AWS4-HMAC-SHA256
&X-Amz-Credential=AKIADQKE4SARGYLE/20140429/us-east-1/rds/aws4_request
&X-Amz-Date=20140429T175351Z
&X-Amz-SignedHeaders=content-type;host;user-agent;x-amz-content-sha256;x-amz-date
&X-Amz-Signature=9164337efa99caf850e874a1cb7ef62f3cea29d0b448b9e0e7c53b288ddffed2
```

## Sample Response

```
<DescribeSourceRegionsResponse xmlns="http://rds.amazonaws.com/doc/2014-10-31/">
  <DescribeSourceRegionsResult>
    <SourceRegions>
      <SourceRegion>
        <RegionName>ap-northeast-1</RegionName>
        <EndPoint>https://rds.ap-northeast-1.amazonaws.com</EndPoint>
        <Status>available</Status>
      </SourceRegion>
      <SourceRegion>
        <RegionName>ap-southeast-2</RegionName>
        <EndPoint>https://rds.ap-southeast-2.amazonaws.com</EndPoint>
        <Status>available</Status>
      </SourceRegion>
    </SourceRegions>
  </DescribeSourceRegionsResult>
  <ResponseMetadata>
    <RequestId>01b2685a-b978-11d3-f272-7cd6cce12cc5</RequestId>
  </ResponseMetadata>
</DescribeSourceRegionsResponse>
```

## See Also

For more information about using this API in one of the language-specific AWS SDKs, see the following:

- [AWS Command Line Interface](#)
- [AWS SDK for .NET](#)
- [AWS SDK for C++](#)
- [AWS SDK for Go v2](#)
- [AWS SDK for Java V2](#)
- [AWS SDK for JavaScript V3](#)
- [AWS SDK for PHP V3](#)
- [AWS SDK for Python](#)
- [AWS SDK for Ruby V3](#)

# DescribeTenantDatabases

Describes the tenant databases in a DB instance that uses the multi-tenant configuration. Only RDS for Oracle CDB instances are supported.

## Request Parameters

For information about the parameters that are common to all actions, see [Common Parameters](#).

### DBInstanceIdentifier

The user-supplied DB instance identifier, which must match the identifier of an existing instance owned by the AWS account. This parameter isn't case-sensitive.

Type: String

Required: No

### Filters.Filter.N

A filter that specifies one or more database tenants to describe.

Supported filters:

- `tenant-db-name` - Tenant database names. The results list only includes information about the tenant databases that match these tenant DB names.
- `tenant-database-resource-id` - Tenant database resource identifiers.
- `dbi-resource-id` - DB instance resource identifiers. The results list only includes information about the tenants contained within the DB instances identified by these resource identifiers.

Type: Array of [Filter](#) objects

Required: No

### Marker

An optional pagination token provided by a previous `DescribeTenantDatabases` request. If this parameter is specified, the response includes only records beyond the marker, up to the value specified by `MaxRecords`.

Type: String

Required: No

### MaxRecords

The maximum number of records to include in the response. If more records exist than the specified `MaxRecords` value, a pagination token called a marker is included in the response so that you can retrieve the remaining results.

Type: Integer

Required: No

### TenantDBName

The user-supplied tenant database name, which must match the name of an existing tenant database on the specified DB instance owned by your AWS account. This parameter isn't case-sensitive.

Type: String

Required: No

## Response Elements

The following elements are returned by the service.

### Marker

An optional pagination token provided by a previous `DescribeTenantDatabases` request. If this parameter is specified, the response includes only records beyond the marker, up to the value specified by `MaxRecords`.

Type: String

### TenantDatabases.TenantDatabase.N

An array of the tenant databases requested by the `DescribeTenantDatabases` operation.

Type: Array of [TenantDatabase](#) objects

## Errors

For information about the errors that are common to all actions, see [Common Errors](#).

## **DBInstanceNotFound**

`DBInstanceIdentifier` doesn't refer to an existing DB instance.

HTTP Status Code: 404

## **See Also**

For more information about using this API in one of the language-specific AWS SDKs, see the following:

- [AWS Command Line Interface](#)
- [AWS SDK for .NET](#)
- [AWS SDK for C++](#)
- [AWS SDK for Go v2](#)
- [AWS SDK for Java V2](#)
- [AWS SDK for JavaScript V3](#)
- [AWS SDK for PHP V3](#)
- [AWS SDK for Python](#)
- [AWS SDK for Ruby V3](#)

# DescribeValidDBInstanceModifications

You can call `DescribeValidDBInstanceModifications` to learn what modifications you can make to your DB instance. You can use this information when you call `ModifyDBInstance`.

This command doesn't apply to RDS Custom.

## Request Parameters

For information about the parameters that are common to all actions, see [Common Parameters](#).

### DBInstanceIdentifier

The customer identifier or the ARN of your DB instance.

Type: String

Required: Yes

## Response Elements

The following element is returned by the service.

### ValidDBInstanceModificationsMessage

Information about valid modifications that you can make to your DB instance. Contains the result of a successful call to the `DescribeValidDBInstanceModifications` action. You can use this information when you call `ModifyDBInstance`.

Type: [ValidDBInstanceModificationsMessage](#) object

## Errors

For information about the errors that are common to all actions, see [Common Errors](#).

### DBInstanceNotFound

`DBInstanceIdentifier` doesn't refer to an existing DB instance.

HTTP Status Code: 404



## InvalidDBInstanceState

The DB instance isn't in a valid state.

HTTP Status Code: 400

## See Also

For more information about using this API in one of the language-specific AWS SDKs, see the following:

- [AWS Command Line Interface](#)
- [AWS SDK for .NET](#)
- [AWS SDK for C++](#)
- [AWS SDK for Go v2](#)
- [AWS SDK for Java V2](#)
- [AWS SDK for JavaScript V3](#)
- [AWS SDK for PHP V3](#)
- [AWS SDK for Python](#)
- [AWS SDK for Ruby V3](#)

# DisableHttpEndpoint

Disables the HTTP endpoint for the specified DB cluster. Disabling this endpoint disables RDS Data API.

For more information, see [Using RDS Data API](#) in the *Amazon Aurora User Guide*.

## Note

This operation applies only to Aurora PostgreSQL Serverless v2 and provisioned DB clusters. To disable the HTTP endpoint for Aurora Serverless v1 DB clusters, use the `EnableHttpEndpoint` parameter of the `ModifyDBCluster` operation.

## Request Parameters

For information about the parameters that are common to all actions, see [Common Parameters](#).

### ResourceArn

The Amazon Resource Name (ARN) of the DB cluster.

Type: String

Required: Yes

## Response Elements

The following elements are returned by the service.

### HttpEndpointEnabled

Indicates whether the HTTP endpoint is enabled or disabled for the DB cluster.

Type: Boolean

### ResourceArn

The ARN of the DB cluster.

Type: String

## Errors

For information about the errors that are common to all actions, see [Common Errors](#).

### **InvalidResourceStateFault**

The operation can't be performed because another operation is in progress.

HTTP Status Code: 400

### **ResourceNotFoundFault**

The specified resource ID was not found.

HTTP Status Code: 404

## See Also

For more information about using this API in one of the language-specific AWS SDKs, see the following:

- [AWS Command Line Interface](#)
- [AWS SDK for .NET](#)
- [AWS SDK for C++](#)
- [AWS SDK for Go v2](#)
- [AWS SDK for Java V2](#)
- [AWS SDK for JavaScript V3](#)
- [AWS SDK for PHP V3](#)
- [AWS SDK for Python](#)
- [AWS SDK for Ruby V3](#)

# DownloadDBLogFilePortion

Downloads all or a portion of the specified log file, up to 1 MB in size.

This command doesn't apply to RDS Custom.

## Request Parameters

For information about the parameters that are common to all actions, see [Common Parameters](#).

### DBInstanceIdentifier

The customer-assigned name of the DB instance that contains the log files you want to list.

Constraints:

- Must match the identifier of an existing DBInstance.

Type: String

Required: Yes

### LogFileName

The name of the log file to be downloaded.

Type: String

Required: Yes

### Marker

The pagination token provided in the previous request or "0". If the Marker parameter is specified the response includes only records beyond the marker until the end of the file or up to NumberOfLines.

Type: String

Required: No

### NumberOfLines

The number of lines to download. If the number of lines specified results in a file over 1 MB in size, the file is truncated at 1 MB in size.

If the NumberOfLines parameter is specified, then the block of lines returned can be from the beginning or the end of the log file, depending on the value of the Marker parameter.

- If neither Marker or NumberOfLines are specified, the entire log file is returned up to a maximum of 10000 lines, starting with the most recent log entries first.
- If NumberOfLines is specified and Marker isn't specified, then the most recent lines from the end of the log file are returned.
- If Marker is specified as "0", then the specified number of lines from the beginning of the log file are returned.
- You can download the log file in blocks of lines by specifying the size of the block using the NumberOfLines parameter, and by specifying a value of "0" for the Marker parameter in your first request. Include the Marker value returned in the response as the Marker value for the next request, continuing until the AdditionalDataPending response element returns false.

Type: Integer

Required: No

## Response Elements

The following elements are returned by the service.

### AdditionalDataPending

A Boolean value that, if true, indicates there is more data to be downloaded.

Type: Boolean

### LogFileData

Entries from the specified log file.

Type: String

### Marker

A pagination token that can be used in a later DownloadDBLogFilePortion request.

Type: String

## Errors

For information about the errors that are common to all actions, see [Common Errors](#).

## DBInstanceNotFound

DBInstanceIdentifier doesn't refer to an existing DB instance.

HTTP Status Code: 404

## DBLogFileNotFoundFault

LogFileName doesn't refer to an existing DB log file.

HTTP Status Code: 404

## Examples

### Example

This example illustrates one usage of DownloadDBLogFilePortion.

### Sample Request

```
https://rds.us-west-2.amazonaws.com/  
?Action=DownloadDBLogFilePortion  
&DBInstanceIdentifier=myexamledb  
&LogFileName=log%2FERROR  
&Marker=0  
&NumberOfLines=50  
&Version=2014-10-31  
&X-Amz-Algorithm=AWS4-HMAC-SHA256  
&X-Amz-Credential=AKIADQKE4SARGYLE/20140127/us-west-2/rds/aws4_request  
&X-Amz-Date=20140127T235259Z  
&X-Amz-SignedHeaders=content-type;host;user-agent;x-amz-content-sha256;x-amz-date  
&X-Amz-Signature=2171c5a8e91a70202e77de7e81df75787f3bbd6b4ea97f7a426205474fcc446f
```

### Sample Response

```
<DownloadDBLogFilePortionResponse xmlns="http://rds.amazonaws.com/doc/2014-10-31/">  
  <DownloadDBLogFilePortionResult>  
    <Marker>0:4485</Marker>  
    <LogFileData>??2014-01-26 23:59:00.01 spid54      Microsoft SQL Server 2012 -  
11.0.2100.60 (X64)
```

Feb 10 2012 19:39:15

Copyright (c) Microsoft Corporation

Web Edition (64-bit) on Windows NT 6.1 &lt;X64&gt; (Build 7601: Service Pack 1)  
(Hypervisor)

```
2014-01-26 23:59:00.01 spid54      (c) Microsoft Corporation.

2014-01-26 23:59:00.01 spid54      All rights reserved.

2014-01-26 23:59:00.01 spid54      Server process ID is 2976.

2014-01-26 23:59:00.01 spid54      System Manufacturer: 'Xen', System Model: 'HVM
domU'.

2014-01-26 23:59:00.01 spid54      Authentication mode is MIXED.

2014-01-26 23:59:00.01 spid54      Logging SQL Server messages in file 'D:\RDSDBDATA
\Log\ERROR'.

2014-01-26 23:59:00.01 spid54      The service account is 'WORKGROUP\AMAZONA-NUQUUMV$'.
This is an informational message; no user action is required.

2014-01-26 23:59:00.01 spid54      The error log has been reinitialized. See the
previous log for older entries.

2014-01-27 00:00:56.42 spid25s      This instance of SQL Server has been using a process
ID of 2976 since 10/21/2013 2:16:50 AM (local) 10/21/2013 2:16:50 AM (UTC). This is an
informational message only; no user action is required.

2014-01-27 09:35:15.43 spid71      I/O is frozen on database model. No user action is
required. However, if I/O is not resumed promptly, you could cancel the backup.

2014-01-27 09:35:15.44 spid72      I/O is frozen on database msdb. No user action is
required. However, if I/O is not resumed promptly, you could cancel the backup.

2014-01-27 09:35:15.44 spid74      I/O is frozen on database rdsadmin. No user action
is required. However, if I/O is not resumed promptly, you could cancel the backup.
```

```
2014-01-27 09:35:15.44 spid73      I/O is frozen on database master. No user action is
required. However, if I/O is not resumed promptly, you could cancel the backup.

2014-01-27 09:35:25.57 spid73      I/O was resumed on database master. No user action
is required.

2014-01-27 09:35:25.57 spid74      I/O was resumed on database rdsadmin. No user action
is required.

2014-01-27 09:35:25.57 spid71      I/O was resumed on database model. No user action is
required.

2014-01-27 09:35:25.57 spid72      I/O was resumed on database msdb. No user action is
required.
```

```
</LogFileData>
  <AdditionalDataPending>>false</AdditionalDataPending>
</DownloadDBLogFilePortionResult>
<ResponseMetadata>
  <RequestId>27143425-87ae-11e3-acc9-fb64b157268e</RequestId>
</ResponseMetadata>
</DownloadDBLogFilePortionResponse>
```

## See Also

For more information about using this API in one of the language-specific AWS SDKs, see the following:

- [AWS Command Line Interface](#)
- [AWS SDK for .NET](#)
- [AWS SDK for C++](#)
- [AWS SDK for Go v2](#)
- [AWS SDK for Java V2](#)
- [AWS SDK for JavaScript V3](#)
- [AWS SDK for PHP V3](#)
- [AWS SDK for Python](#)
- [AWS SDK for Ruby V3](#)





# EnableHttpEndpoint

Enables the HTTP endpoint for the DB cluster. By default, the HTTP endpoint isn't enabled.

When enabled, this endpoint provides a connectionless web service API (RDS Data API) for running SQL queries on the Aurora DB cluster. You can also query your database from inside the RDS console with the RDS query editor.

For more information, see [Using RDS Data API](#) in the *Amazon Aurora User Guide*.

## Note

This operation applies only to Aurora PostgreSQL Serverless v2 and provisioned DB clusters. To enable the HTTP endpoint for Aurora Serverless v1 DB clusters, use the `EnableHttpEndpoint` parameter of the `ModifyDBCluster` operation.

## Request Parameters

For information about the parameters that are common to all actions, see [Common Parameters](#).

### ResourceArn

The Amazon Resource Name (ARN) of the DB cluster.

Type: String

Required: Yes

## Response Elements

The following elements are returned by the service.

### HttpEndpointEnabled

Indicates whether the HTTP endpoint is enabled or disabled for the DB cluster.

Type: Boolean

### ResourceArn

The ARN of the DB cluster.

Type: String

## Errors

For information about the errors that are common to all actions, see [Common Errors](#).

### **InvalidResourceStateFault**

The operation can't be performed because another operation is in progress.

HTTP Status Code: 400

### **ResourceNotFoundFault**

The specified resource ID was not found.

HTTP Status Code: 404

## See Also

For more information about using this API in one of the language-specific AWS SDKs, see the following:

- [AWS Command Line Interface](#)
- [AWS SDK for .NET](#)
- [AWS SDK for C++](#)
- [AWS SDK for Go v2](#)
- [AWS SDK for Java V2](#)
- [AWS SDK for JavaScript V3](#)
- [AWS SDK for PHP V3](#)
- [AWS SDK for Python](#)
- [AWS SDK for Ruby V3](#)

# FailoverDBCluster

Forces a failover for a DB cluster.

For an Aurora DB cluster, failover for a DB cluster promotes one of the Aurora Replicas (read-only instances) in the DB cluster to be the primary DB instance (the cluster writer).

For a Multi-AZ DB cluster, after RDS terminates the primary DB instance, the internal monitoring system detects that the primary DB instance is unhealthy and promotes a readable standby (read-only instances) in the DB cluster to be the primary DB instance (the cluster writer). Failover times are typically less than 35 seconds.

An Amazon Aurora DB cluster automatically fails over to an Aurora Replica, if one exists, when the primary DB instance fails. A Multi-AZ DB cluster automatically fails over to a readable standby DB instance when the primary DB instance fails.

To simulate a failure of a primary instance for testing, you can force a failover. Because each instance in a DB cluster has its own endpoint address, make sure to clean up and re-establish any existing connections that use those endpoint addresses when the failover is complete.

For more information on Amazon Aurora DB clusters, see [What is Amazon Aurora?](#) in the *Amazon Aurora User Guide*.

For more information on Multi-AZ DB clusters, see [Multi-AZ DB cluster deployments](#) in the *Amazon RDS User Guide*.

## Request Parameters

For information about the parameters that are common to all actions, see [Common Parameters](#).

### DBClusterIdentifier

The identifier of the DB cluster to force a failover for. This parameter isn't case-sensitive.

Constraints:

- Must match the identifier of an existing DB cluster.

Type: String

Required: Yes

## TargetDBInstanceIdentifier

The name of the DB instance to promote to the primary DB instance.

Specify the DB instance identifier for an Aurora Replica or a Multi-AZ readable standby in the DB cluster, for example `mydbcluster-replica1`.

This setting isn't supported for RDS for MySQL Multi-AZ DB clusters.

Type: String

Required: No

## Response Elements

The following element is returned by the service.

### DBCluster

Contains the details of an Amazon Aurora DB cluster or Multi-AZ DB cluster.

For an Amazon Aurora DB cluster, this data type is used as a response element in the operations `CreateDBCluster`, `DeleteDBCluster`, `DescribeDBClusters`, `FailoverDBCluster`, `ModifyDBCluster`, `PromoteReadReplicaDBCluster`, `RestoreDBClusterFromS3`, `RestoreDBClusterFromSnapshot`, `RestoreDBClusterToPointInTime`, `StartDBCluster`, and `StopDBCluster`.

For a Multi-AZ DB cluster, this data type is used as a response element in the operations `CreateDBCluster`, `DeleteDBCluster`, `DescribeDBClusters`, `FailoverDBCluster`, `ModifyDBCluster`, `RebootDBCluster`, `RestoreDBClusterFromSnapshot`, and `RestoreDBClusterToPointInTime`.

For more information on Amazon Aurora DB clusters, see [What is Amazon Aurora?](#) in the *Amazon Aurora User Guide*.

For more information on Multi-AZ DB clusters, see [Multi-AZ deployments with two readable standby DB instances](#) in the *Amazon RDS User Guide*.

Type: [DBCluster](#) object

## Errors

For information about the errors that are common to all actions, see [Common Errors](#).

### DBClusterNotFoundFault

`DBClusterIdentifier` doesn't refer to an existing DB cluster.

HTTP Status Code: 404

### InvalidDBClusterStateFault

The requested operation can't be performed while the cluster is in this state.

HTTP Status Code: 400

### InvalidDBInstanceState

The DB instance isn't in a valid state.

HTTP Status Code: 400

## Examples

### Example

This example illustrates one usage of `FailoverDBCluster`.

### Sample Request

```
https://rds.us-east-1.amazonaws.com/  
  ?Action=FailoverDBCluster  
  &DBClusterIdentifier=sample-cluster  
  &SignatureMethod=HmacSHA256  
  &SignatureVersion=4  
  &Version=2014-10-31  
  &X-Amz-Algorithm=AWS4-HMAC-SHA256  
  &X-Amz-Credential=AKIADQKE4SARGYLE/20150323/us-east-1/rds/aws4_request  
  &X-Amz-Date=20150323T170232Z  
  &X-Amz-SignedHeaders=content-type;host;user-agent;x-amz-content-sha256;x-amz-date  
  &X-Amz-Signature=9be705fa28a68244d5072722463a29a322f9ef8eb58a63c40a6f6547174dec44
```

## Sample Response

```

<FailoverDBClusterResponse xmlns="http://rds.amazonaws.com/doc/2014-10-31/">
  <FailoverDBClusterResult>
    <DBCluster>
      <Port>3306</Port>
      <LatestRestorableTime>2015-03-23T17:00:54.893Z</LatestRestorableTime>
      <Engine>aurora</Engine>
      <Status>available</Status>
      <BackupRetentionPeriod>7</BackupRetentionPeriod>
      <VpcSecurityGroups>
        <VpcSecurityGroupMembership>
          <Status>active</Status>
          <VpcSecurityGroupId>sg-922dc2fd</VpcSecurityGroupId>
        </VpcSecurityGroupMembership>
      </VpcSecurityGroups>
      <DBSubnetGroup>sample-group</DBSubnetGroup>
      <EngineVersion>5.6.10a</EngineVersion>
      <Endpoint>sample-cluster.cluster-claxbpgwvdf0.us-east-1.rds.amazonaws.com</
Endpoint>
      <DBClusterParameterGroup>default.aurora5.6</DBClusterParameterGroup>
      <DBClusterIdentifier>sample-cluster</DBClusterIdentifier>
      <PreferredBackupWindow>05:47-06:17</PreferredBackupWindow>
      <PreferredMaintenanceWindow>mon:10:16-mon:10:46</PreferredMaintenanceWindow>
      <EarliestRestorableTime>2015-03-04T23:08:59.159Z</EarliestRestorableTime>
      <DBClusterMembers>
        <DBClusterMember>
          <IsClusterWriter>>false</IsClusterWriter>
          <DBInstanceIdentifier>sample-replica1</DBInstanceIdentifier>
          <DBClusterParameterGroupStatus>in-sync</DBClusterParameterGroupStatus>
        </DBClusterMember>
        <DBClusterMember>
          <IsClusterWriter>>true</IsClusterWriter>
          <DBInstanceIdentifier>sample-primary</DBInstanceIdentifier>
          <DBClusterParameterGroupStatus>in-sync</DBClusterParameterGroupStatus>
        </DBClusterMember>
      </DBClusterMembers>
      <AllocatedStorage>1</AllocatedStorage>
      <MasterUsername>awsuser</MasterUsername>
    </DBCluster>
  </FailoverDBClusterResult>
  <ResponseMetadata>
    <RequestId>659c3dba-d17e-11e4-9fd0-35e9d88e2515</RequestId>
  </ResponseMetadata>
</FailoverDBClusterResponse>

```

```
</ResponseMetadata>  
</FailoverDBClusterResponse>
```

## See Also

For more information about using this API in one of the language-specific AWS SDKs, see the following:

- [AWS Command Line Interface](#)
- [AWS SDK for .NET](#)
- [AWS SDK for C++](#)
- [AWS SDK for Go v2](#)
- [AWS SDK for Java V2](#)
- [AWS SDK for JavaScript V3](#)
- [AWS SDK for PHP V3](#)
- [AWS SDK for Python](#)
- [AWS SDK for Ruby V3](#)



# FailoverGlobalCluster

Promotes the specified secondary DB cluster to be the primary DB cluster in the global database cluster to fail over or switch over a global database. Switchover operations were previously called "managed planned failovers."

## Note

Although this operation can be used either to fail over or to switch over a global database cluster, its intended use is for global database failover. To switch over a global database cluster, we recommend that you use the [SwitchoverGlobalCluster](#) operation instead.

How you use this operation depends on whether you are failing over or switching over your global database cluster:

- Failing over - Specify the `AllowDataLoss` parameter and don't specify the `Switchover` parameter.
- Switching over - Specify the `Switchover` parameter or omit it, but don't specify the `AllowDataLoss` parameter.

## About failing over and switching over

While failing over and switching over a global database cluster both change the primary DB cluster, you use these operations for different reasons:

- *Failing over* - Use this operation to respond to an unplanned event, such as a Regional disaster in the primary Region. Failing over can result in a loss of write transaction data that wasn't replicated to the chosen secondary before the failover event occurred. However, the recovery process that promotes a DB instance on the chosen secondary DB cluster to be the primary writer DB instance guarantees that the data is in a transactionally consistent state.

For more information about failing over an Amazon Aurora global database, see [Performing managed failovers for Aurora global databases](#) in the *Amazon Aurora User Guide*.

- *Switching over* - Use this operation on a healthy global database cluster for planned events, such as Regional rotation or to fail back to the original primary DB cluster after a failover operation. With this operation, there is no data loss.

For more information about switching over an Amazon Aurora global database, see [Performing switchovers for Aurora global databases](#) in the *Amazon Aurora User Guide*.

## Request Parameters

For information about the parameters that are common to all actions, see [Common Parameters](#).

### **GlobalClusterIdentifier**

The identifier of the global database cluster (Aurora global database) this operation should apply to. The identifier is the unique key assigned by the user when the Aurora global database is created. In other words, it's the name of the Aurora global database.

Constraints:

- Must match the identifier of an existing global database cluster.

Type: String

Length Constraints: Minimum length of 1. Maximum length of 255.

Pattern: `[A-Za-z][0-9A-Za-z-:._]*`

Required: Yes

### **TargetDbClusterIdentifier**

The identifier of the secondary Aurora DB cluster that you want to promote to the primary for the global database cluster. Use the Amazon Resource Name (ARN) for the identifier so that Aurora can locate the cluster in its AWS Region.

Type: String

Length Constraints: Minimum length of 1. Maximum length of 255.

Pattern: `[A-Za-z][0-9A-Za-z-:._]*`

Required: Yes

### **AllowDataLoss**

Specifies whether to allow data loss for this global database cluster operation. Allowing data loss triggers a global failover operation.

If you don't specify `AllowDataLoss`, the global database cluster operation defaults to a switchover.

Constraints:

- Can't be specified together with the `Switchover` parameter.

Type: Boolean

Required: No

## Switchover

Specifies whether to switch over this global database cluster.

Constraints:

- Can't be specified together with the `AllowDataLoss` parameter.

Type: Boolean

Required: No

## Response Elements

The following element is returned by the service.

### GlobalCluster

A data type representing an Aurora global database.

Type: [GlobalCluster](#) object

## Errors

For information about the errors that are common to all actions, see [Common Errors](#).

### DBClusterNotFoundFault

`DBClusterIdentifier` doesn't refer to an existing DB cluster.

HTTP Status Code: 404

## GlobalClusterNotFoundFault

The `GlobalClusterIdentifier` doesn't refer to an existing global database cluster.

HTTP Status Code: 404

## InvalidDBClusterStateFault

The requested operation can't be performed while the cluster is in this state.

HTTP Status Code: 400

## InvalidGlobalClusterStateFault

The global cluster is in an invalid state and can't perform the requested operation.

HTTP Status Code: 400

## See Also

For more information about using this API in one of the language-specific AWS SDKs, see the following:

- [AWS Command Line Interface](#)
- [AWS SDK for .NET](#)
- [AWS SDK for C++](#)
- [AWS SDK for Go v2](#)
- [AWS SDK for Java V2](#)
- [AWS SDK for JavaScript V3](#)
- [AWS SDK for PHP V3](#)
- [AWS SDK for Python](#)
- [AWS SDK for Ruby V3](#)

# ListTagsForResource

Lists all tags on an Amazon RDS resource.

For an overview on tagging an Amazon RDS resource, see [Tagging Amazon RDS Resources](#) in the *Amazon RDS User Guide*.

## Request Parameters

For information about the parameters that are common to all actions, see [Common Parameters](#).

### ResourceName

The Amazon RDS resource with tags to be listed. This value is an Amazon Resource Name (ARN). For information about creating an ARN, see [Constructing an ARN for Amazon RDS](#) in the *Amazon RDS User Guide*.

Type: String

Required: Yes

### Filters.Filter.N

This parameter isn't currently supported.

Type: Array of [Filter](#) objects

Required: No

## Response Elements

The following element is returned by the service.

### TagList.Tag.N

List of tags returned by the `ListTagsForResource` operation.

Type: Array of [Tag](#) objects

## Errors

For information about the errors that are common to all actions, see [Common Errors](#).

**BlueGreenDeploymentNotFoundFault**

`BlueGreenDeploymentIdentifier` doesn't refer to an existing blue/green deployment.

HTTP Status Code: 404

**DBClusterNotFoundFault**

`DBClusterIdentifier` doesn't refer to an existing DB cluster.

HTTP Status Code: 404

**DBInstanceNotFound**

`DBInstanceIdentifier` doesn't refer to an existing DB instance.

HTTP Status Code: 404

**DBProxyNotFoundFault**

The specified proxy name doesn't correspond to a proxy owned by your AWS account in the specified AWS Region.

HTTP Status Code: 404

**DBProxyTargetGroupNotFoundFault**

The specified target group isn't available for a proxy owned by your AWS account in the specified AWS Region.

HTTP Status Code: 404

**DBSnapshotNotFound**

`DBSnapshotIdentifier` doesn't refer to an existing DB snapshot.

HTTP Status Code: 404

**DBSnapshotTenantDatabaseNotFoundFault**

The specified snapshot tenant database wasn't found.

HTTP Status Code: 404

**IntegrationNotFoundFault**

The specified integration could not be found.

HTTP Status Code: 404

## TenantDatabaseNotFound

The specified tenant database wasn't found in the DB instance.

HTTP Status Code: 404

## Examples

### Example

This example illustrates one usage of ListTagsForResource.

### Sample Request

```
https://rds.us-west-2.amazonaws.com/
  ?Action=ListTagsForResource
  &ResourceName=arn%3Aaws%3Ards%3Aus-west-2%3A12345678910%3Adb%3Asample-sql
  &SignatureMethod=HmacSHA256
  &SignatureVersion=4
  &Version=2014-10-31
  &X-Amz-Algorithm=AWS4-HMAC-SHA256
  &X-Amz-Credential=AKIADQKE4SARGYLE/20160304/us-west-2/rds/aws4_request
  &X-Amz-Date=20160304T205529Z
  &X-Amz-SignedHeaders=content-type;host;user-agent;x-amz-content-sha256;x-amz-date
  &X-Amz-Signature=ad333e422a92110b6340a28a684f0ed78606cc48b29b25682df0173e04b93b85
```

### Sample Response

```
<ListTagsForResourceResponse xmlns="http://rds.amazonaws.com/doc/2014-10-31/">
  <ListTagsForResourceResult>
    <TagList>
      <Tag>
        <Value>development-team</Value>
        <Key>owner</Key>
      </Tag>
      <Tag>
        <Value>test</Value>
```

```
<Key>environment</Key>
</Tag>
</TagList>
</ListTagsForResourceResult>
<ResponseMetadata>
  <RequestId>71217a3c-e24b-11e5-a5e9-cad172f9e6c1</RequestId>
</ResponseMetadata>
</ListTagsForResourceResponse>
```

## See Also

For more information about using this API in one of the language-specific AWS SDKs, see the following:

- [AWS Command Line Interface](#)
- [AWS SDK for .NET](#)
- [AWS SDK for C++](#)
- [AWS SDK for Go v2](#)
- [AWS SDK for Java V2](#)
- [AWS SDK for JavaScript V3](#)
- [AWS SDK for PHP V3](#)
- [AWS SDK for Python](#)
- [AWS SDK for Ruby V3](#)



# ModifyActivityStream

Changes the audit policy state of a database activity stream to either locked (default) or unlocked. A locked policy is read-only, whereas an unlocked policy is read/write. If your activity stream is started and locked, you can unlock it, customize your audit policy, and then lock your activity stream. Restarting the activity stream isn't required. For more information, see [Modifying a database activity stream](#) in the *Amazon RDS User Guide*.

This operation is supported for RDS for Oracle and Microsoft SQL Server.

## Request Parameters

For information about the parameters that are common to all actions, see [Common Parameters](#).

### AuditPolicyState

The audit policy state. When a policy is unlocked, it is read/write. When it is locked, it is read-only. You can edit your audit policy only when the activity stream is unlocked or stopped.

Type: String

Valid Values: locked | unlocked

Required: No

### ResourceArn

The Amazon Resource Name (ARN) of the RDS for Oracle or Microsoft SQL Server DB instance. For example, `arn:aws:rds:us-east-1:12345667890:db:my-orcl-db`.

Type: String

Required: No

## Response Elements

The following elements are returned by the service.

### EngineNativeAuditFieldsIncluded

Indicates whether engine-native audit fields are included in the database activity stream.

Type: Boolean

### **KinesisStreamName**

The name of the Amazon Kinesis data stream to be used for the database activity stream.

Type: String

### **KmsKeyId**

The AWS KMS key identifier for encryption of messages in the database activity stream.

Type: String

### **Mode**

The mode of the database activity stream.

Type: String

Valid Values: sync | async

### **PolicyStatus**

The status of the modification to the policy state of the database activity stream.

Type: String

Valid Values: locked | unlocked | locking-policy | unlocking-policy

### **Status**

The status of the modification to the database activity stream.

Type: String

Valid Values: stopped | starting | started | stopping

## **Errors**

For information about the errors that are common to all actions, see [Common Errors](#).

### **DBInstanceNotFound**

`DBInstanceIdentifier` doesn't refer to an existing DB instance.

HTTP Status Code: 404

### **InvalidDBInstanceState**

The DB instance isn't in a valid state.

HTTP Status Code: 400

### **ResourceNotFoundFault**

The specified resource ID was not found.

HTTP Status Code: 404

## **See Also**

For more information about using this API in one of the language-specific AWS SDKs, see the following:

- [AWS Command Line Interface](#)
- [AWS SDK for .NET](#)
- [AWS SDK for C++](#)
- [AWS SDK for Go v2](#)
- [AWS SDK for Java V2](#)
- [AWS SDK for JavaScript V3](#)
- [AWS SDK for PHP V3](#)
- [AWS SDK for Python](#)
- [AWS SDK for Ruby V3](#)

# ModifyCertificates

Override the system-default Secure Sockets Layer/Transport Layer Security (SSL/TLS) certificate for Amazon RDS for new DB instances, or remove the override.

By using this operation, you can specify an RDS-approved SSL/TLS certificate for new DB instances that is different from the default certificate provided by RDS. You can also use this operation to remove the override, so that new DB instances use the default certificate provided by RDS.

You might need to override the default certificate in the following situations:

- You already migrated your applications to support the latest certificate authority (CA) certificate, but the new CA certificate is not yet the RDS default CA certificate for the specified AWS Region.
- RDS has already moved to a new default CA certificate for the specified AWS Region, but you are still in the process of supporting the new CA certificate. In this case, you temporarily need additional time to finish your application changes.

For more information about rotating your SSL/TLS certificate for RDS DB engines, see [Rotating Your SSL/TLS Certificate](#) in the *Amazon RDS User Guide*.

For more information about rotating your SSL/TLS certificate for Aurora DB engines, see [Rotating Your SSL/TLS Certificate](#) in the *Amazon Aurora User Guide*.

## Request Parameters

For information about the parameters that are common to all actions, see [Common Parameters](#).

### CertificateIdentifier

The new default certificate identifier to override the current one with.

To determine the valid values, use the `describe-certificates` AWS CLI command or the `DescribeCertificates` API operation.

Type: String

Required: No

### RemoveCustomerOverride

Specifies whether to remove the override for the default certificate. If the override is removed, the default certificate is the system default.

Type: Boolean

Required: No

## Response Elements

The following element is returned by the service.

### Certificate

A CA certificate for an AWS account.

For more information, see [Using SSL/TLS to encrypt a connection to a DB instance](#) in the *Amazon RDS User Guide* and [Using SSL/TLS to encrypt a connection to a DB cluster](#) in the *Amazon Aurora User Guide*.

Type: [Certificate](#) object

## Errors

For information about the errors that are common to all actions, see [Common Errors](#).

### CertificateNotFound

`CertificateIdentifier` doesn't refer to an existing certificate.

HTTP Status Code: 404

## See Also

For more information about using this API in one of the language-specific AWS SDKs, see the following:

- [AWS Command Line Interface](#)
- [AWS SDK for .NET](#)
- [AWS SDK for C++](#)
- [AWS SDK for Go v2](#)
- [AWS SDK for Java V2](#)

- [AWS SDK for JavaScript V3](#)
- [AWS SDK for PHP V3](#)
- [AWS SDK for Python](#)
- [AWS SDK for Ruby V3](#)

# ModifyCurrentDBClusterCapacity

Set the capacity of an Aurora Serverless v1 DB cluster to a specific value.

Aurora Serverless v1 scales seamlessly based on the workload on the DB cluster. In some cases, the capacity might not scale fast enough to meet a sudden change in workload, such as a large number of new transactions. Call `ModifyCurrentDBClusterCapacity` to set the capacity explicitly.

After this call sets the DB cluster capacity, Aurora Serverless v1 can automatically scale the DB cluster based on the cooldown period for scaling up and the cooldown period for scaling down.

For more information about Aurora Serverless v1, see [Using Amazon Aurora Serverless v1](#) in the *Amazon Aurora User Guide*.

## Important

If you call `ModifyCurrentDBClusterCapacity` with the default `TimeoutAction`, connections that prevent Aurora Serverless v1 from finding a scaling point might be dropped. For more information about scaling points, see [Autoscaling for Aurora Serverless v1](#) in the *Amazon Aurora User Guide*.

## Note

This operation only applies to Aurora Serverless v1 DB clusters.

## Request Parameters

For information about the parameters that are common to all actions, see [Common Parameters](#).

### DBClusterIdentifier

The DB cluster identifier for the cluster being modified. This parameter isn't case-sensitive.

Constraints:

- Must match the identifier of an existing DB cluster.

Type: String

Required: Yes

## Capacity

The DB cluster capacity.

When you change the capacity of a paused Aurora Serverless v1 DB cluster, it automatically resumes.

Constraints:

- For Aurora MySQL, valid capacity values are 1, 2, 4, 8, 16, 32, 64, 128, and 256.
- For Aurora PostgreSQL, valid capacity values are 2, 4, 8, 16, 32, 64, 192, and 384.

Type: Integer

Required: No

## SecondsBeforeTimeout

The amount of time, in seconds, that Aurora Serverless v1 tries to find a scaling point to perform seamless scaling before enforcing the timeout action. The default is 300.

Specify a value between 10 and 600 seconds.

Type: Integer

Required: No

## TimeoutAction

The action to take when the timeout is reached, either `ForceApplyCapacityChange` or `RollbackCapacityChange`.

`ForceApplyCapacityChange`, the default, sets the capacity to the specified value as soon as possible.

`RollbackCapacityChange` ignores the capacity change if a scaling point isn't found in the timeout period.

Type: String

Required: No



## Response Elements

The following elements are returned by the service.

### **CurrentCapacity**

The current capacity of the DB cluster.

Type: Integer

### **DBClusterIdentifier**

A user-supplied DB cluster identifier. This identifier is the unique key that identifies a DB cluster.

Type: String

### **PendingCapacity**

A value that specifies the capacity that the DB cluster scales to next.

Type: Integer

### **SecondsBeforeTimeout**

The number of seconds before a call to `ModifyCurrentDBClusterCapacity` times out.

Type: Integer

### **TimeoutAction**

The timeout action of a call to `ModifyCurrentDBClusterCapacity`, either `ForceApplyCapacityChange` or `RollbackCapacityChange`.

Type: String

## Errors

For information about the errors that are common to all actions, see [Common Errors](#).

### **DBClusterNotFoundFault**

`DBClusterIdentifier` doesn't refer to an existing DB cluster.

HTTP Status Code: 404

## InvalidDBClusterCapacityFault

Capacity isn't a valid Aurora Serverless DB cluster capacity. Valid capacity values are 2, 4, 8, 16, 32, 64, 128, and 256.

HTTP Status Code: 400

## InvalidDBClusterStateFault

The requested operation can't be performed while the cluster is in this state.

HTTP Status Code: 400

## See Also

For more information about using this API in one of the language-specific AWS SDKs, see the following:

- [AWS Command Line Interface](#)
- [AWS SDK for .NET](#)
- [AWS SDK for C++](#)
- [AWS SDK for Go v2](#)
- [AWS SDK for Java V2](#)
- [AWS SDK for JavaScript V3](#)
- [AWS SDK for PHP V3](#)
- [AWS SDK for Python](#)
- [AWS SDK for Ruby V3](#)

# ModifyCustomDBEngineVersion

Modifies the status of a custom engine version (CEV). You can find CEVs to modify by calling `DescribeDBEngineVersions`.

## Note

The `MediaImport` service that imports files from Amazon S3 to create CEVs isn't integrated with AWS CloudTrail. If you turn on data logging for Amazon RDS in CloudTrail, calls to the `ModifyCustomDbEngineVersion` event aren't logged. However, you might see calls from the API gateway that accesses your Amazon S3 bucket. These calls originate from the `MediaImport` service for the `ModifyCustomDbEngineVersion` event.

For more information, see [Modifying CEV status](#) in the *Amazon RDS User Guide*.

## Request Parameters

For information about the parameters that are common to all actions, see [Common Parameters](#).

### Engine

The database engine. RDS Custom for Oracle supports the following values:

- `custom-oracle-ee`
- `custom-oracle-ee-cdb`
- `custom-oracle-se2`
- `custom-oracle-se2-cdb`

Type: String

Length Constraints: Minimum length of 1. Maximum length of 35.

Pattern: `^[A-Za-z0-9-]{1,35}$`

Required: Yes

### EngineVersion

The custom engine version (CEV) that you want to modify. This option is required for RDS Custom for Oracle, but optional for Amazon RDS. The combination of `Engine` and `EngineVersion` is unique per customer per AWS Region.

Type: String

Length Constraints: Minimum length of 1. Maximum length of 60.

Pattern: `^[a-z0-9_.-]{1,60}$`

Required: Yes

## Description

An optional description of your CEV.

Type: String

Length Constraints: Minimum length of 1. Maximum length of 1000.

Pattern: `.*`

Required: No

## Status

The availability status to be assigned to the CEV. Valid values are as follows:

`available`

You can use this CEV to create a new RDS Custom DB instance.

`inactive`

You can create a new RDS Custom instance by restoring a DB snapshot with this CEV. You can't patch or create new instances with this CEV.

You can change any status to any status. A typical reason to change status is to prevent the accidental use of a CEV, or to make a deprecated CEV eligible for use again. For example, you might change the status of your CEV from `available` to `inactive`, and from `inactive` back to `available`. To change the availability status of the CEV, it must not currently be in use by an RDS Custom instance, snapshot, or automated backup.

Type: String

Valid Values: `available` | `inactive` | `inactive-except-restore`

Required: No

## Response Elements

The following elements are returned by the service.

### CreateTime

The creation time of the DB engine version.

Type: Timestamp

### CustomDBEngineVersionManifest

JSON string that lists the installation files and parameters that RDS Custom uses to create a custom engine version (CEV). RDS Custom applies the patches in the order in which they're listed in the manifest. You can set the Oracle home, Oracle base, and UNIX/Linux user and group using the installation parameters. For more information, see [JSON fields in the CEV manifest](#) in the *Amazon RDS User Guide*.

Type: String

Length Constraints: Minimum length of 1. Maximum length of 51000.

Pattern: `[\s\S]*`

### DatabaseInstallationFilesS3BucketName

The name of the Amazon S3 bucket that contains your database installation files.

Type: String

### DatabaseInstallationFilesS3Prefix

The Amazon S3 directory that contains the database installation files. If not specified, then no prefix is assumed.

Type: String

### DBEngineDescription

The description of the database engine.

Type: String

### DBEngineMediaType

A value that indicates the source media provider of the AMI based on the usage operation. Applicable for RDS Custom for SQL Server.

Type: String

### **DBEngineVersionArn**

The ARN of the custom engine version.

Type: String

### **DBEngineVersionDescription**

The description of the database engine version.

Type: String

### **DBParameterGroupFamily**

The name of the DB parameter group family for the database engine.

Type: String

### **DefaultCharacterSet**

The default character set for new instances of this engine version, if the `CharacterSetName` parameter of the `CreateDBInstance` API isn't specified.

Type: [CharacterSet](#) object

### **Engine**

The name of the database engine.

Type: String

### **EngineVersion**

The version number of the database engine.

Type: String

### **ExportableLogTypes.member.N**

The types of logs that the database engine has available for export to CloudWatch Logs.

Type: Array of strings

### **Image**

The EC2 image

Type: [CustomDBEngineVersionAMI](#) object

### **KMSKeyId**

The AWS KMS key identifier for an encrypted CEV. This parameter is required for RDS Custom, but optional for Amazon RDS.

Type: String

### **MajorEngineVersion**

The major engine version of the CEV.

Type: String

### **Status**

The status of the DB engine version, either available or deprecated.

Type: String

### **SupportedCACertificateIdentifiers.member.N**

A list of the supported CA certificate identifiers.

For more information, see [Using SSL/TLS to encrypt a connection to a DB instance](#) in the *Amazon RDS User Guide* and [Using SSL/TLS to encrypt a connection to a DB cluster](#) in the *Amazon Aurora User Guide*.

Type: Array of strings

### **SupportedCharacterSets.CharacterSet.N**

A list of the character sets supported by this engine for the `CharacterSetName` parameter of the `CreateDBInstance` operation.

Type: Array of [CharacterSet](#) objects

### **SupportedEngineModes.member.N**

A list of the supported DB engine modes.

Type: Array of strings

### **SupportedFeatureNames.member.N**

A list of features supported by the DB engine.

The supported features vary by DB engine and DB engine version.

To determine the supported features for a specific DB engine and DB engine version using the AWS CLI, use the following command:

```
aws rds describe-db-engine-versions --engine <engine_name> --engine-version <engine_version>
```

For example, to determine the supported features for RDS for PostgreSQL version 13.3 using the AWS CLI, use the following command:

```
aws rds describe-db-engine-versions --engine postgres --engine-version 13.3
```

The supported features are listed under `SupportedFeatureNames` in the output.

Type: Array of strings

### **SupportedNcharCharacterSets.CharacterSet.N**

A list of the character sets supported by the Oracle DB engine for the `NcharCharacterSetName` parameter of the `CreateDBInstance` operation.

Type: Array of [CharacterSet](#) objects

### **SupportedTimezones.Timezone.N**

A list of the time zones supported by this engine for the `Timezone` parameter of the `CreateDBInstance` action.

Type: Array of [Timezone](#) objects

### **SupportsBabelfish**

Indicates whether the engine version supports Babelfish for Aurora PostgreSQL.

Type: Boolean

### **SupportsCertificateRotationWithoutRestart**

Indicates whether the engine version supports rotating the server certificate without rebooting the DB instance.

Type: Boolean



## **SupportsGlobalDatabases**

Indicates whether you can use Aurora global databases with a specific DB engine version.

Type: Boolean

## **SupportsIntegrations**

Indicates whether the DB engine version supports zero-ETL integrations with Amazon Redshift.

Type: Boolean

## **SupportsLimitlessDatabase**

Indicates whether the DB engine version supports Aurora Limitless Database.

Type: Boolean

## **SupportsLocalWriteForwarding**

Indicates whether the DB engine version supports forwarding write operations from reader DB instances to the writer DB instance in the DB cluster. By default, write operations aren't allowed on reader DB instances.

Valid for: Aurora DB clusters only

Type: Boolean

## **SupportsLogExportsToCloudwatchLogs**

Indicates whether the engine version supports exporting the log types specified by `ExportableLogTypes` to CloudWatch Logs.

Type: Boolean

## **SupportsParallelQuery**

Indicates whether you can use Aurora parallel query with a specific DB engine version.

Type: Boolean

## **SupportsReadReplica**

Indicates whether the database engine version supports read replicas.

Type: Boolean

## TagList.Tag.N

A list of tags. For more information, see [Tagging Amazon RDS Resources](#) in the *Amazon RDS User Guide*.

Type: Array of [Tag](#) objects

## ValidUpgradeTarget.UpgradeTarget.N

A list of engine versions that this database engine version can be upgraded to.

Type: Array of [UpgradeTarget](#) objects

## Errors

For information about the errors that are common to all actions, see [Common Errors](#).

### CustomDBEngineVersionNotFoundFault

The specified CEV was not found.

HTTP Status Code: 404

### InvalidCustomDBEngineVersionStateFault

You can't delete the CEV.

HTTP Status Code: 400

## Examples

### Example

This example illustrates one usage of `ModifyCustomDBEngineVersion`.

### Sample Request

```
https://rds.us-east-1.amazonaws.com/  
?Engine=19.cev1  
&EngineVersion=custom-oracle-ee  
&Description=test  
&Status=available
```

```

&Operation=ModifyCustomDBEngineVersion
&Version=1999-01-01
&AWSAccessKeyId=ABCDEF1JKLMNOPQRSTU
&SignatureVersion=2
&SignatureMethod=HmacSHA1
&Timestamp=2021-10-13T21%3A38%3A59.000Z
&Signature=vJeEgn2kGiAyCI7uRVA0XqGPiHc%3D

```

## Sample Response

```

<ModifyCustomDBEngineVersionResponse xmlns="http://rds.amazonaws.com/doc/1999-01-01/">
  <ModifyCustomDBEngineVersionResult>
    <DatabaseInstallationFilesS3Prefix>123456789012/cev1</
DatabaseInstallationFilesS3Prefix>
    <MajorEngineVersion>19</MajorEngineVersion>
    <DBEngineVersionArn>arn:aws:rds:us-east-1:123456789012:cev:custom-oracle-
ee/19.cev1/123ab45c-abc1-1234-1234-123a45b12345</DBEngineVersionArn>
    <DBEngineVersionDescription>foo</DBEngineVersionDescription>
    <SupportsGlobalDatabases>false</SupportsGlobalDatabases>
    <SupportsParallelQuery>false</SupportsParallelQuery>
    <Engine>custom-oracle-ee</Engine>
    <KMSKeyId>arn:aws:kms:us-
east-1:123456789012:key/12ab3c4d-1234-12a3-1aa2-12a3bcdefghi</KMSKeyId>
    <EngineVersion>19.cev1</EngineVersion>
    <SupportsReadReplica>false</SupportsReadReplica>
    <SupportsCluster>false</SupportsCluster>
    <CreateTime>2021-07-03T00:41:23.515Z</CreateTime>
    <DatabaseInstallationFilesS3BucketName>1-custom-installation-files</
DatabaseInstallationFilesS3BucketName>
    <SupportsLogExportsToCloudwatchLogs>false</SupportsLogExportsToCloudwatchLogs>
    <AMIs>
      <member>
        <Id>ami-0230ab8f4967332aa</Id>
        <Status>active</Status>
      </member>
    </AMIs>
    <DBEngineDescription>Oracle Database server EE for Custom</DBEngineDescription>
    <Status>available</Status>
  </ModifyCustomDBEngineVersionResult>
  <ResponseMetadata>
    <RequestId>052dff47-5a11-48e6-82d1-77158ecf4cc9</RequestId>
  </ResponseMetadata>
</ModifyCustomDBEngineVersionResponse>

```

## See Also

For more information about using this API in one of the language-specific AWS SDKs, see the following:

- [AWS Command Line Interface](#)
- [AWS SDK for .NET](#)
- [AWS SDK for C++](#)
- [AWS SDK for Go v2](#)
- [AWS SDK for Java V2](#)
- [AWS SDK for JavaScript V3](#)
- [AWS SDK for PHP V3](#)
- [AWS SDK for Python](#)
- [AWS SDK for Ruby V3](#)

# ModifyDBCluster

Modifies the settings of an Amazon Aurora DB cluster or a Multi-AZ DB cluster. You can change one or more settings by specifying these parameters and the new values in the request.

For more information on Amazon Aurora DB clusters, see [What is Amazon Aurora?](#) in the *Amazon Aurora User Guide*.

For more information on Multi-AZ DB clusters, see [Multi-AZ DB cluster deployments](#) in the *Amazon RDS User Guide*.

## Request Parameters

For information about the parameters that are common to all actions, see [Common Parameters](#).

### DBClusterIdentifier

The DB cluster identifier for the cluster being modified. This parameter isn't case-sensitive.

Valid for Cluster Type: Aurora DB clusters and Multi-AZ DB clusters

Constraints:

- Must match the identifier of an existing DB cluster.

Type: String

Required: Yes

### AllocatedStorage

The amount of storage in gibibytes (GiB) to allocate to each DB instance in the Multi-AZ DB cluster.

Valid for Cluster Type: Multi-AZ DB clusters only

Type: Integer

Required: No

### AllowEngineModeChange

Specifies whether engine mode changes from serverless to provisioned are allowed.

Valid for Cluster Type: Aurora Serverless v1 DB clusters only

Constraints:

- You must allow engine mode changes when specifying a different value for the `EngineMode` parameter from the DB cluster's current engine mode.

Type: Boolean

Required: No

### **AllowMajorVersionUpgrade**

Specifies whether major version upgrades are allowed.

Valid for Cluster Type: Aurora DB clusters and Multi-AZ DB clusters

Constraints:

- You must allow major version upgrades when specifying a value for the `EngineVersion` parameter that is a different major version than the DB cluster's current version.

Type: Boolean

Required: No

### **ApplyImmediately**

Specifies whether the modifications in this request and any pending modifications are asynchronously applied as soon as possible, regardless of the `PreferredMaintenanceWindow` setting for the DB cluster. If this parameter is disabled, changes to the DB cluster are applied during the next maintenance window.

Most modifications can be applied immediately or during the next scheduled maintenance window. Some modifications, such as turning on deletion protection and changing the master password, are applied immediately—regardless of when you choose to apply them.

By default, this parameter is disabled.

Valid for Cluster Type: Aurora DB clusters and Multi-AZ DB clusters

Type: Boolean

Required: No

## AutoMinorVersionUpgrade

Specifies whether minor engine upgrades are applied automatically to the DB cluster during the maintenance window. By default, minor engine upgrades are applied automatically.

Valid for Cluster Type: Multi-AZ DB clusters only

Type: Boolean

Required: No

## AwsBackupRecoveryPointArn

The Amazon Resource Name (ARN) of the recovery point in AWS Backup.

Type: String

Length Constraints: Minimum length of 43. Maximum length of 350.

Pattern: `^arn:aws[a-z-]*:backup:[-a-z0-9]+:[0-9]{12}:[-a-z]+:([a-z0-9\-\-]+:)?[a-z][a-z0-9\-\-]{0,255}$`

Required: No

## BacktrackWindow

The target backtrack window, in seconds. To disable backtracking, set this value to 0.

Valid for Cluster Type: Aurora MySQL DB clusters only

Default: 0

Constraints:

- If specified, this value must be set to a number from 0 to 259,200 (72 hours).

Type: Long

Required: No

## BackupRetentionPeriod

The number of days for which automated backups are retained. Specify a minimum value of 1.

Valid for Cluster Type: Aurora DB clusters and Multi-AZ DB clusters

Default: 1

**Constraints:**

- Must be a value from 1 to 35.

Type: Integer

Required: No

**CACertificateIdentifier**

The CA certificate identifier to use for the DB cluster's server certificate.

For more information, see [Using SSL/TLS to encrypt a connection to a DB instance](#) in the *Amazon RDS User Guide*.

Valid for Cluster Type: Multi-AZ DB clusters

Type: String

Required: No

**CloudwatchLogsExportConfiguration**

The configuration setting for the log types to be enabled for export to CloudWatch Logs for a specific DB cluster.

Valid for Cluster Type: Aurora DB clusters and Multi-AZ DB clusters

The following values are valid for each DB engine:

- Aurora MySQL - audit | error | general | slowquery
- Aurora PostgreSQL - postgresql
- RDS for MySQL - error | general | slowquery
- RDS for PostgreSQL - postgresql | upgrade

For more information about exporting CloudWatch Logs for Amazon RDS, see [Publishing Database Logs to Amazon CloudWatch Logs](#) in the *Amazon RDS User Guide*.

For more information about exporting CloudWatch Logs for Amazon Aurora, see [Publishing Database Logs to Amazon CloudWatch Logs](#) in the *Amazon Aurora User Guide*.

Type: [CloudwatchLogsExportConfiguration](#) object

Required: No



## CopyTagsToSnapshot

Specifies whether to copy all tags from the DB cluster to snapshots of the DB cluster. The default is not to copy them.

Valid for Cluster Type: Aurora DB clusters and Multi-AZ DB clusters

Type: Boolean

Required: No

## DBClusterInstanceClass

The compute and memory capacity of each DB instance in the Multi-AZ DB cluster, for example `db.m6gd.xlarge`. Not all DB instance classes are available in all AWS Regions, or for all database engines.

For the full list of DB instance classes and availability for your engine, see [DB Instance Class](#) in the *Amazon RDS User Guide*.

Valid for Cluster Type: Multi-AZ DB clusters only

Type: String

Required: No

## DBClusterParameterGroupName

The name of the DB cluster parameter group to use for the DB cluster.

Valid for Cluster Type: Aurora DB clusters and Multi-AZ DB clusters

Type: String

Required: No

## DBInstanceParameterGroupName

The name of the DB parameter group to apply to all instances of the DB cluster.

### Note

When you apply a parameter group using the `DBInstanceParameterGroupName` parameter, the DB cluster isn't rebooted automatically. Also, parameter changes are applied immediately rather than during the next maintenance window.

Valid for Cluster Type: Aurora DB clusters only

Default: The existing name setting

Constraints:

- The DB parameter group must be in the same DB parameter group family as this DB cluster.
- The `DBInstanceParameterGroupName` parameter is valid in combination with the `AllowMajorVersionUpgrade` parameter for a major version upgrade only.

Type: String

Required: No

### **DeletionProtection**

Specifies whether the DB cluster has deletion protection enabled. The database can't be deleted when deletion protection is enabled. By default, deletion protection isn't enabled.

Valid for Cluster Type: Aurora DB clusters and Multi-AZ DB clusters

Type: Boolean

Required: No

### **Domain**

The Active Directory directory ID to move the DB cluster to. Specify none to remove the cluster from its current domain. The domain must be created prior to this operation.

For more information, see [Kerberos Authentication](#) in the *Amazon Aurora User Guide*.

Valid for Cluster Type: Aurora DB clusters only

Type: String

Required: No

### **DomainIAMRoleName**

The name of the IAM role to use when making API calls to the Directory Service.

Valid for Cluster Type: Aurora DB clusters only

Type: String

Required: No

### **EnableGlobalWriteForwarding**

Specifies whether to enable this DB cluster to forward write operations to the primary cluster of a global cluster (Aurora global database). By default, write operations are not allowed on Aurora DB clusters that are secondary clusters in an Aurora global database.

You can set this value only on Aurora DB clusters that are members of an Aurora global database. With this parameter enabled, a secondary cluster can forward writes to the current primary cluster, and the resulting changes are replicated back to this cluster. For the primary DB cluster of an Aurora global database, this value is used immediately if the primary is demoted by a global cluster API operation, but it does nothing until then.

Valid for Cluster Type: Aurora DB clusters only

Type: Boolean

Required: No

### **EnableHttpEndpoint**

Specifies whether to enable the HTTP endpoint for an Aurora Serverless v1 DB cluster. By default, the HTTP endpoint isn't enabled.

When enabled, the HTTP endpoint provides a connectionless web service API (RDS Data API) for running SQL queries on the Aurora Serverless v1 DB cluster. You can also query your database from inside the RDS console with the RDS query editor.

For more information, see [Using RDS Data API](#) in the *Amazon Aurora User Guide*.

#### **Note**

This parameter applies only to Aurora Serverless v1 DB clusters. To enable or disable the HTTP endpoint for an Aurora PostgreSQL Serverless v2 or provisioned DB cluster, use the `EnableHttpEndpoint` and `DisableHttpEndpoint` operations.

Valid for Cluster Type: Aurora DB clusters only

Type: Boolean

Required: No

### **EnableIAMDatabaseAuthentication**

Specifies whether to enable mapping of AWS Identity and Access Management (IAM) accounts to database accounts. By default, mapping isn't enabled.

For more information, see [IAM Database Authentication](#) in the *Amazon Aurora User Guide*.

Valid for Cluster Type: Aurora DB clusters only

Type: Boolean

Required: No

### **EnableLimitlessDatabase**

Specifies whether to enable Aurora Limitless Database. You must enable Aurora Limitless Database to create a DB shard group.

Valid for: Aurora DB clusters only

Type: Boolean

Required: No

### **EnableLocalWriteForwarding**

Specifies whether read replicas can forward write operations to the writer DB instance in the DB cluster. By default, write operations aren't allowed on reader DB instances.

Valid for: Aurora DB clusters only

Type: Boolean

Required: No

### **EnablePerformanceInsights**

Specifies whether to turn on Performance Insights for the DB cluster.

For more information, see [Using Amazon Performance Insights](#) in the *Amazon RDS User Guide*.

Valid for Cluster Type: Multi-AZ DB clusters only

Type: Boolean

Required: No

## EngineMode

The DB engine mode of the DB cluster, either `provisioned` or `serverless`.

### Note

The DB engine mode can be modified only from `serverless` to `provisioned`.

For more information, see [CreateDBCluster](#).

Valid for Cluster Type: Aurora DB clusters only

Type: String

Required: No

## EngineVersion

The version number of the database engine to which you want to upgrade. Changing this parameter results in an outage. The change is applied during the next maintenance window unless `ApplyImmediately` is enabled.

If the cluster that you're modifying has one or more read replicas, all replicas must be running an engine version that's the same or later than the version you specify.

To list all of the available engine versions for Aurora MySQL, use the following command:

```
aws rds describe-db-engine-versions --engine aurora-mysql --query
"DBEngineVersions[].EngineVersion"
```

To list all of the available engine versions for Aurora PostgreSQL, use the following command:

```
aws rds describe-db-engine-versions --engine aurora-postgresql --query
"DBEngineVersions[].EngineVersion"
```

To list all of the available engine versions for RDS for MySQL, use the following command:

```
aws rds describe-db-engine-versions --engine mysql --query
"DBEngineVersions[].EngineVersion"
```

To list all of the available engine versions for RDS for PostgreSQL, use the following command:

```
aws rds describe-db-engine-versions --engine postgres --query
"DBEngineVersions[].EngineVersion"
```

Valid for Cluster Type: Aurora DB clusters and Multi-AZ DB clusters

Type: String

Required: No

## Iops

The amount of Provisioned IOPS (input/output operations per second) to be initially allocated for each DB instance in the Multi-AZ DB cluster.

For information about valid IOPS values, see [Amazon RDS Provisioned IOPS storage](#) in the *Amazon RDS User Guide*.

Valid for Cluster Type: Multi-AZ DB clusters only

Constraints:

- Must be a multiple between .5 and 50 of the storage amount for the DB cluster.

Type: Integer

Required: No

## ManageMasterUserPassword

Specifies whether to manage the master user password with AWS Secrets Manager.

If the DB cluster doesn't manage the master user password with AWS Secrets Manager, you can turn on this management. In this case, you can't specify `MasterUserPassword`.

If the DB cluster already manages the master user password with AWS Secrets Manager, and you specify that the master user password is not managed with AWS Secrets Manager, then

you must specify `MasterUserPassword`. In this case, RDS deletes the secret and uses the new password for the master user specified by `MasterUserPassword`.

For more information, see [Password management with AWS Secrets Manager](#) in the *Amazon RDS User Guide* and [Password management with AWS Secrets Manager](#) in the *Amazon Aurora User Guide*.

Valid for Cluster Type: Aurora DB clusters and Multi-AZ DB clusters

Type: Boolean

Required: No

### **MasterUserPassword**

The new password for the master database user.

Valid for Cluster Type: Aurora DB clusters and Multi-AZ DB clusters

Constraints:

- Must contain from 8 to 41 characters.
- Can contain any printable ASCII character except `/`, `''''`, or `@`.
- Can't be specified if `ManageMasterUserPassword` is turned on.

Type: String

Required: No

### **MasterUserSecretKmsKeyId**

The AWS KMS key identifier to encrypt a secret that is automatically generated and managed in AWS Secrets Manager.

This setting is valid only if both of the following conditions are met:

- The DB cluster doesn't manage the master user password in AWS Secrets Manager.

If the DB cluster already manages the master user password in AWS Secrets Manager, you can't change the KMS key that is used to encrypt the secret.

- You are turning on `ManageMasterUserPassword` to manage the master user password in AWS Secrets Manager.

If you are turning on `MasterUserPassword` and don't specify `MasterUserSecretKmsKeyId`, then the `aws/secretsmanager` KMS key is used to encrypt the secret. If the secret is in a different AWS account, then you can't use the `aws/secretsmanager` KMS key to encrypt the secret, and you must use a customer managed KMS key.

The AWS KMS key identifier is the key ARN, key ID, alias ARN, or alias name for the KMS key. To use a KMS key in a different AWS account, specify the key ARN or alias ARN.

There is a default KMS key for your AWS account. Your AWS account has a different default KMS key for each AWS Region.

Valid for Cluster Type: Aurora DB clusters and Multi-AZ DB clusters

Type: String

Required: No

### **MonitoringInterval**

The interval, in seconds, between points when Enhanced Monitoring metrics are collected for the DB cluster. To turn off collecting Enhanced Monitoring metrics, specify `0`.

If `MonitoringRoleArn` is specified, also set `MonitoringInterval` to a value other than `0`.

Valid for Cluster Type: Multi-AZ DB clusters only

Valid Values: `0` | `1` | `5` | `10` | `15` | `30` | `60`

Default: `0`

Type: Integer

Required: No

### **MonitoringRoleArn**

The Amazon Resource Name (ARN) for the IAM role that permits RDS to send Enhanced Monitoring metrics to Amazon CloudWatch Logs. An example is `arn:aws:iam:123456789012:role/emaccess`. For information on creating a monitoring role, see [To create an IAM role for Amazon RDS Enhanced Monitoring](#) in the *Amazon RDS User Guide*.



If `MonitoringInterval` is set to a value other than `0`, supply a `MonitoringRoleArn` value.

Valid for Cluster Type: Multi-AZ DB clusters only

Type: String

Required: No

## NetworkType

The network type of the DB cluster.

The network type is determined by the `DBSubnetGroup` specified for the DB cluster. A `DBSubnetGroup` can support only the IPv4 protocol or the IPv4 and the IPv6 protocols (DUAL).

For more information, see [Working with a DB instance in a VPC](#) in the *Amazon Aurora User Guide*.

Valid for Cluster Type: Aurora DB clusters only

Valid Values: IPV4 | DUAL

Type: String

Required: No

## NewDBClusterIdentifier

The new DB cluster identifier for the DB cluster when renaming a DB cluster. This value is stored as a lowercase string.

Valid for Cluster Type: Aurora DB clusters and Multi-AZ DB clusters

Constraints:

- Must contain from 1 to 63 letters, numbers, or hyphens.
- The first character must be a letter.
- Can't end with a hyphen or contain two consecutive hyphens.

Example: `my-cluster2`

Type: String

Required: No

### **OptionGroupName**

The option group to associate the DB cluster with.

DB clusters are associated with a default option group that can't be modified.

Type: String

Required: No

### **PerformanceInsightsKMSKeyId**

The AWS KMS key identifier for encryption of Performance Insights data.

The AWS KMS key identifier is the key ARN, key ID, alias ARN, or alias name for the KMS key.

If you don't specify a value for `PerformanceInsightsKMSKeyId`, then Amazon RDS uses your default KMS key. There is a default KMS key for your AWS account. Your AWS account has a different default KMS key for each AWS Region.

Valid for Cluster Type: Multi-AZ DB clusters only

Type: String

Required: No

### **PerformanceInsightsRetentionPeriod**

The number of days to retain Performance Insights data.

Valid for Cluster Type: Multi-AZ DB clusters only

Valid Values:

- 7
- $month * 31$ , where *month* is a number of months from 1-23. Examples: 93 (3 months \* 31), 341 (11 months \* 31), 589 (19 months \* 31)
- 731

Default: 7 days

If you specify a retention period that isn't valid, such as 94, Amazon RDS issues an error.

Type: Integer

Required: No

## Port

The port number on which the DB cluster accepts connections.

Valid for Cluster Type: Aurora DB clusters only

Valid Values: 1150-65535

Default: The same port as the original DB cluster.

Type: Integer

Required: No

## PreferredBackupWindow

The daily time range during which automated backups are created if automated backups are enabled, using the `BackupRetentionPeriod` parameter.

The default is a 30-minute window selected at random from an 8-hour block of time for each AWS Region. To view the time blocks available, see [Backup window](#) in the *Amazon Aurora User Guide*.

Valid for Cluster Type: Aurora DB clusters and Multi-AZ DB clusters

Constraints:

- Must be in the format `hh24:mi-hh24:mi`.
- Must be in Universal Coordinated Time (UTC).
- Must not conflict with the preferred maintenance window.
- Must be at least 30 minutes.

Type: String

Required: No

## PreferredMaintenanceWindow

The weekly time range during which system maintenance can occur, in Universal Coordinated Time (UTC).

Valid for Cluster Type: Aurora DB clusters and Multi-AZ DB clusters

The default is a 30-minute window selected at random from an 8-hour block of time for each AWS Region, occurring on a random day of the week. To see the time blocks available, see [Adjusting the Preferred DB Cluster Maintenance Window](#) in the *Amazon Aurora User Guide*.

Constraints:

- Must be in the format `ddd:hh24:mi-ddd:hh24:mi`.
- Days must be one of `Mon | Tue | Wed | Thu | Fri | Sat | Sun`.
- Must be in Universal Coordinated Time (UTC).
- Must be at least 30 minutes.

Type: String

Required: No

## RotateMasterUserPassword

Specifies whether to rotate the secret managed by AWS Secrets Manager for the master user password.

This setting is valid only if the master user password is managed by RDS in AWS Secrets Manager for the DB cluster. The secret value contains the updated password.

For more information, see [Password management with AWS Secrets Manager](#) in the *Amazon RDS User Guide* and [Password management with AWS Secrets Manager](#) in the *Amazon Aurora User Guide*.

Valid for Cluster Type: Aurora DB clusters and Multi-AZ DB clusters

Constraints:

- You must apply the change immediately when rotating the master user password.

Type: Boolean

Required: No

## ScalingConfiguration

The scaling properties of the DB cluster. You can only modify scaling properties for DB clusters in `serverless` DB engine mode.

Valid for Cluster Type: Aurora DB clusters only

Type: [ScalingConfiguration](#) object

Required: No

## ServerlessV2ScalingConfiguration

Contains the scaling configuration of an Aurora Serverless v2 DB cluster.

For more information, see [Using Amazon Aurora Serverless v2](#) in the *Amazon Aurora User Guide*.

Type: [ServerlessV2ScalingConfiguration](#) object

Required: No

## StorageType

The storage type to associate with the DB cluster.

For information on storage types for Aurora DB clusters, see [Storage configurations for Amazon Aurora DB clusters](#). For information on storage types for Multi-AZ DB clusters, see [Settings for creating Multi-AZ DB clusters](#).

When specified for a Multi-AZ DB cluster, a value for the `Iops` parameter is required.

Valid for Cluster Type: Aurora DB clusters and Multi-AZ DB clusters

Valid Values:

- Aurora DB clusters - `aurora` | `aurora-iopt1`
- Multi-AZ DB clusters - `io1` | `io2` | `gp3`

Default:

- Aurora DB clusters - `aurora`

- Multi-AZ DB clusters - `io1`

Type: String

Required: No

### **VpcSecurityGroupIds.VpcSecurityGroupId.N**

A list of EC2 VPC security groups to associate with this DB cluster.

Valid for Cluster Type: Aurora DB clusters and Multi-AZ DB clusters

Type: Array of strings

Required: No

## **Response Elements**

The following element is returned by the service.

### **DBCluster**

Contains the details of an Amazon Aurora DB cluster or Multi-AZ DB cluster.

For an Amazon Aurora DB cluster, this data type is used as a response element in the operations `CreateDBCluster`, `DeleteDBCluster`, `DescribeDBClusters`, `FailoverDBCluster`, `ModifyDBCluster`, `PromoteReadReplicaDBCluster`, `RestoreDBClusterFromS3`, `RestoreDBClusterFromSnapshot`, `RestoreDBClusterToPointInTime`, `StartDBCluster`, and `StopDBCluster`.

For a Multi-AZ DB cluster, this data type is used as a response element in the operations `CreateDBCluster`, `DeleteDBCluster`, `DescribeDBClusters`, `FailoverDBCluster`, `ModifyDBCluster`, `RebootDBCluster`, `RestoreDBClusterFromSnapshot`, and `RestoreDBClusterToPointInTime`.

For more information on Amazon Aurora DB clusters, see [What is Amazon Aurora?](#) in the *Amazon Aurora User Guide*.

For more information on Multi-AZ DB clusters, see [Multi-AZ deployments with two readable standby DB instances](#) in the *Amazon RDS User Guide*.

Type: [DBCluster](#) object

## Errors

For information about the errors that are common to all actions, see [Common Errors](#).

### **DBClusterAlreadyExistsFault**

The user already has a DB cluster with the given identifier.

HTTP Status Code: 400

### **DBClusterNotFoundFault**

`DBClusterIdentifier` doesn't refer to an existing DB cluster.

HTTP Status Code: 404

### **DBClusterParameterGroupNotFound**

`DBClusterParameterGroupName` doesn't refer to an existing DB cluster parameter group.

HTTP Status Code: 404

### **DBInstanceAlreadyExists**

The user already has a DB instance with the given identifier.

HTTP Status Code: 400

### **DBSubnetGroupNotFoundFault**

`DBSubnetGroupName` doesn't refer to an existing DB subnet group.

HTTP Status Code: 404

### **DomainNotFoundFault**

`Domain` doesn't refer to an existing Active Directory domain.

HTTP Status Code: 404

### **InvalidDBClusterStateFault**

The requested operation can't be performed while the cluster is in this state.

HTTP Status Code: 400

### **InvalidDBInstanceState**

The DB instance isn't in a valid state.

HTTP Status Code: 400

### **InvalidDBSecurityGroupState**

The state of the DB security group doesn't allow deletion.

HTTP Status Code: 400

### **InvalidDBSubnetGroupStateFault**

The DB subnet group cannot be deleted because it's in use.

HTTP Status Code: 400

### **InvalidSubnet**

The requested subnet is invalid, or multiple subnets were requested that are not all in a common VPC.

HTTP Status Code: 400

### **InvalidVPCNetworkStateFault**

The DB subnet group doesn't cover all Availability Zones after it's created because of users' change.

HTTP Status Code: 400

### **OptionGroupNotFoundFault**

The specified option group could not be found.

HTTP Status Code: 404

### **StorageQuotaExceeded**

The request would result in the user exceeding the allowed amount of storage available across all DB instances.

HTTP Status Code: 400



## StorageTypeNotAvailableFault

The `aurora-iopt1` storage type isn't available, because you modified the DB cluster to use this storage type less than one month ago.

HTTP Status Code: 400

## Examples

### Modifying an Aurora DB cluster

This example illustrates one usage of `ModifyDBCluster`.

#### Sample Request

```
https://rds.us-west-2.amazonaws.com/
  ?Action=ModifyDBCluster
  &DBClusterIdentifier=sample-cluster3
  &SignatureMethod=HmacSHA256
  &SignatureVersion=4
  &Version=2014-10-31
  &X-Amz-Algorithm=AWS4-HMAC-SHA256
  &X-Amz-Credential=AKIADQKE4SARGYLE/20140725/us-west-2/rds/aws4_request
  &X-Amz-Date=20140725T161457Z
  &X-Amz-SignedHeaders=content-type;host;user-agent;x-amz-content-sha256;x-amz-date
  &X-Amz-Signature=d6d1c65c2e94f5800ab411a3f7336625820b103713b6c063430900514e21d784
```

#### Sample Response

```
<ModifyDBClusterResponse xmlns="http://rds.amazonaws.com/doc/2014-10-31/">
  <ModifyDBClusterResult>
    <DBCluster>
      <Engine>aurora5.6</Engine>
      <Status>available</Status>
      <BackupRetentionPeriod>0</BackupRetentionPeriod>
      <DBSubnetGroup>my-subgroup</DBSubnetGroup>
      <EngineVersion>5.6.10a</EngineVersion>
      <Endpoint>sample-cluster3.cluster-cefgqfx9y5fy.us-east-1.rds.amazonaws.com</
Endpoint>
```

```

<DBClusterIdentifier>sample-cluster3</DBClusterIdentifier>
<PreferredBackupWindow>07:06-07:36</PreferredBackupWindow>
<PreferredMaintenanceWindow>tue:10:18-tue:10:48</PreferredMaintenanceWindow>
<DBClusterMembers>
  <DBClusterMember>
    <IsClusterWriter>true</IsClusterWriter>
    <DBInstanceIdentifier>sample-cluster3-master</DBInstanceIdentifier>
  </DBClusterMember>
  <DBClusterMember>
    <IsClusterWriter>>false</IsClusterWriter>
    <DBInstanceIdentifier>sample-cluster3-read1</DBInstanceIdentifier>
  </DBClusterMember>
</DBClusterMembers>
<AllocatedStorage>15</AllocatedStorage>
<MasterUsername>awsuser</MasterUsername>
</DBCluster>
</ModifyDBClusterResult>
<ResponseMetadata>
  <RequestId>d2cd0e2f-1416-11e4-9210-cf99df4125d0</RequestId>
</ResponseMetadata>
</ModifyDBClusterResponse>

```

## Modifying a Multi-AZ DB cluster

This example illustrates one usage of `ModifyDBCluster`.

### Sample Request

```

https://rds.us-west-2.amazonaws.com/
?Action=ModifyDBCluster
&DBClusterIdentifier=my-multi-az-cluster
&DBClusterInstanceClass=db.m6gd.large
&SignatureMethod=HmacSHA256
&SignatureVersion=4
&Version=2014-10-31
&X-Amz-Algorithm=AWS4-HMAC-SHA256
&X-Amz-Credential=AKIADQKE4SARGYLE/20211026/us-west-2/rds/aws4_request
&X-Amz-Date=20211027T000032Z
&X-Amz-SignedHeaders=content-type;host;user-agent;x-amz-content-sha256;x-amz-date
&X-Amz-Signature=d6d1c65c2e94f5800ab411a3f7336625820b103713b6c063430900514e21d784

```

## Sample Response

```

<ModifyDBClusterResponse xmlns="http://rds.amazonaws.com/doc/2014-10-31/">
  <ModifyDBClusterResult>
    <DBCluster>
      <CrossAccountClone>false</CrossAccountClone>
      <AllocatedStorage>100</AllocatedStorage>
      <DatabaseName>mydb</DatabaseName>
      <AssociatedRoles />
      <AvailabilityZones>
        <AvailabilityZone>us-west-2a</AvailabilityZone>
        <AvailabilityZone>us-west-2b</AvailabilityZone>
        <AvailabilityZone>us-west-2c</AvailabilityZone>
      </AvailabilityZones>
      <ReadReplicaIdentifiers />
      <Iops>1000</Iops>
      <PerformanceInsightsKMSKeyId>arn:aws:kms:us-west-2:123456789012:key/123EXAMPLE-
abcd-4567-efgEXAMPLE</PerformanceInsightsKMSKeyId>
      <PerformanceInsightsRetentionPeriod>7</PerformanceInsightsRetentionPeriod>
      <EngineVersion>8.0.26</EngineVersion>
      <MasterUsername>admin</MasterUsername>
      <DBClusterMembers>
        <DBClusterMember>
          <DBInstanceIdentifier>my-multi-az-cluster-instance-3</
DBInstanceIdentifier>
          <DBClusterParameterGroupStatus>in-sync</DBClusterParameterGroupStatus>
          <PromotionTier>1</PromotionTier>
          <IsClusterWriter>>false</IsClusterWriter>
        </DBClusterMember>
        <DBClusterMember>
          <DBInstanceIdentifier>my-multi-az-cluster-instance-2</
DBInstanceIdentifier>
          <DBClusterParameterGroupStatus>in-sync</DBClusterParameterGroupStatus>
          <PromotionTier>1</PromotionTier>
          <IsClusterWriter>>false</IsClusterWriter>
        </DBClusterMember>
        <DBClusterMember>
          <DBInstanceIdentifier>my-multi-az-cluster-instance-1</
DBInstanceIdentifier>
          <DBClusterParameterGroupStatus>in-sync</DBClusterParameterGroupStatus>
          <PromotionTier>1</PromotionTier>
          <IsClusterWriter>>true</IsClusterWriter>
        </DBClusterMember>
      </DBClusterMembers>
    </DBCluster>
  </ModifyDBClusterResult>
</ModifyDBClusterResponse>

```

```

    </DBClusterMembers>
    <HttpEndpointEnabled>>false</HttpEndpointEnabled>
    <Port>3306</Port>
    <MonitoringInterval>30</MonitoringInterval>
    <BackupRetentionPeriod>2</BackupRetentionPeriod>
    <KmsKeyId>arn:aws:kms:us-west-2:123456789012:key/123EXAMPLE-abcd-4567-
efgEXAMPLE</KmsKeyId>
    <DBClusterIdentifier>my-multi-az-cluster</DBClusterIdentifier>
    <DbClusterResourceId>cluster-TSW4QJNKY3P2DNDRR523BDGEIU</DbClusterResourceId>
    <Status>available</Status>
    <LatestRestorableTime>2021-10-26T23:55:00Z</LatestRestorableTime>
    <PreferredBackupWindow>11:34-12:04</PreferredBackupWindow>
    <DeletionProtection>>false</DeletionProtection>
    <Endpoint>my-multi-az-cluster.cluster-123456789012.us-
west-2.rds.amazonaws.com</Endpoint>
    <EngineMode>provisioned</EngineMode>
    <Engine>mysql</Engine>
    <ReaderEndpoint>my-multi-az-cluster.cluster-ro-123456789012.us-
west-2.rds.amazonaws.com</ReaderEndpoint>
    <PubliclyAccessible>>true</PubliclyAccessible>
    <IAMDatabaseAuthenticationEnabled>>false</IAMDatabaseAuthenticationEnabled>
    <EarliestRestorableTime>2021-10-26T20:42:03.375Z</EarliestRestorableTime>
    <ClusterCreateTime>2021-10-26T20:31:54.943Z</ClusterCreateTime>
    <PerformanceInsightsEnabled>>true</PerformanceInsightsEnabled>
    <MultiAZ>>true</MultiAZ>
    <DomainMemberships />
    <MonitoringRoleArn>arn:aws:iam::123456789012:role/enhance-monitoring-role</
MonitoringRoleArn>
    <StorageEncrypted>>true</StorageEncrypted>
    <DBSubnetGroup>mysubnet1</DBSubnetGroup>
    <VpcSecurityGroups>
      <VpcSecurityGroupMembership>
        <VpcSecurityGroupId>sg-6921cc28</VpcSecurityGroupId>
        <Status>active</Status>
      </VpcSecurityGroupMembership>
    </VpcSecurityGroups>
    <HostedZoneId>Z3GZ3VYA3PGHTQ</HostedZoneId>
    <TagList />
    <PreferredMaintenanceWindow>sat:07:05-sat:07:35</PreferredMaintenanceWindow>
    <DBClusterParameterGroup>my-multi-az-cpg</DBClusterParameterGroup>
    <StorageType>io1</StorageType>
    <DBClusterInstanceClass>db.m6gd.large</DBClusterInstanceClass>
    <CopyTagsToSnapshot>>false</CopyTagsToSnapshot>
    <AutoMinorVersionUpgrade>>true</AutoMinorVersionUpgrade>

```

```
<DBClusterArn>arn:aws:rds:us-west-2:123456789012:cluster:my-multi-az-cluster</
DBClusterArn>
  </DBCluster>
</ModifyDBClusterResult>
<ResponseMetadata>
  <RequestId>69673d54-e48e-4ba4-9333-c5a6c1e7526a</RequestId>
</ResponseMetadata>
</ModifyDBClusterResponse>
```

## See Also

For more information about using this API in one of the language-specific AWS SDKs, see the following:

- [AWS Command Line Interface](#)
- [AWS SDK for .NET](#)
- [AWS SDK for C++](#)
- [AWS SDK for Go v2](#)
- [AWS SDK for Java V2](#)
- [AWS SDK for JavaScript V3](#)
- [AWS SDK for PHP V3](#)
- [AWS SDK for Python](#)
- [AWS SDK for Ruby V3](#)

# ModifyDBClusterEndpoint

Modifies the properties of an endpoint in an Amazon Aurora DB cluster.

## Note

This operation only applies to Aurora DB clusters.

## Request Parameters

For information about the parameters that are common to all actions, see [Common Parameters](#).

### DBClusterEndpointIdentifier

The identifier of the endpoint to modify. This parameter is stored as a lowercase string.

Type: String

Required: Yes

### EndpointType

The type of the endpoint. One of: READER, WRITER, ANY.

Type: String

Required: No

### ExcludedMembers.member.N

List of DB instance identifiers that aren't part of the custom endpoint group. All other eligible instances are reachable through the custom endpoint. Only relevant if the list of static members is empty.

Type: Array of strings

Required: No

### StaticMembers.member.N

List of DB instance identifiers that are part of the custom endpoint group.

Type: Array of strings

Required: No

## Response Elements

The following elements are returned by the service.

### **CustomEndpointType**

The type associated with a custom endpoint. One of: `READER`, `WRITER`, `ANY`.

Type: String

### **DBClusterEndpointArn**

The Amazon Resource Name (ARN) for the endpoint.

Type: String

### **DBClusterEndpointIdentifier**

The identifier associated with the endpoint. This parameter is stored as a lowercase string.

Type: String

### **DBClusterEndpointResourceIdentifier**

A unique system-generated identifier for an endpoint. It remains the same for the whole life of the endpoint.

Type: String

### **DBClusterIdentifier**

The DB cluster identifier of the DB cluster associated with the endpoint. This parameter is stored as a lowercase string.

Type: String

### **Endpoint**

The DNS address of the endpoint.

Type: String

### **EndpointType**

The type of the endpoint. One of: `READER`, `WRITER`, `CUSTOM`.

Type: String

### **ExcludedMembers.member.N**

List of DB instance identifiers that aren't part of the custom endpoint group. All other eligible instances are reachable through the custom endpoint. Only relevant if the list of static members is empty.

Type: Array of strings

### **StaticMembers.member.N**

List of DB instance identifiers that are part of the custom endpoint group.

Type: Array of strings

### **Status**

The current status of the endpoint. One of: `creating`, `available`, `deleting`, `inactive`, `modifying`. The `inactive` state applies to an endpoint that can't be used for a certain kind of cluster, such as a `writer` endpoint for a read-only secondary cluster in a global database.

Type: String

## **Errors**

For information about the errors that are common to all actions, see [Common Errors](#).

### **DBClusterEndpointNotFoundFault**

The specified custom endpoint doesn't exist.

HTTP Status Code: 400

### **DBInstanceNotFound**

`DBInstanceIdentifier` doesn't refer to an existing DB instance.

HTTP Status Code: 404

### **InvalidDBClusterEndpointStateFault**

The requested operation can't be performed on the endpoint while the endpoint is in this state.

HTTP Status Code: 400



## InvalidDBClusterStateFault

The requested operation can't be performed while the cluster is in this state.

HTTP Status Code: 400

## InvalidDBInstanceState

The DB instance isn't in a valid state.

HTTP Status Code: 400

## See Also

For more information about using this API in one of the language-specific AWS SDKs, see the following:

- [AWS Command Line Interface](#)
- [AWS SDK for .NET](#)
- [AWS SDK for C++](#)
- [AWS SDK for Go v2](#)
- [AWS SDK for Java V2](#)
- [AWS SDK for JavaScript V3](#)
- [AWS SDK for PHP V3](#)
- [AWS SDK for Python](#)
- [AWS SDK for Ruby V3](#)

# ModifyDBClusterParameterGroup

Modifies the parameters of a DB cluster parameter group. To modify more than one parameter, submit a list of the following: `ParameterName`, `ParameterValue`, and `ApplyMethod`. A maximum of 20 parameters can be modified in a single request.

## Important

After you create a DB cluster parameter group, you should wait at least 5 minutes before creating your first DB cluster that uses that DB cluster parameter group as the default parameter group. This allows Amazon RDS to fully complete the create operation before the parameter group is used as the default for a new DB cluster. This is especially important for parameters that are critical when creating the default database for a DB cluster, such as the character set for the default database defined by the `character_set_database` parameter. You can use the *Parameter Groups* option of the [Amazon RDS console](#) or the `DescribeDBClusterParameters` operation to verify that your DB cluster parameter group has been created or modified.

If the modified DB cluster parameter group is used by an Aurora Serverless v1 cluster, Aurora applies the update immediately. The cluster restart might interrupt your workload. In that case, your application must reopen any connections and retry any transactions that were active when the parameter changes took effect.

For more information on Amazon Aurora DB clusters, see [What is Amazon Aurora?](#) in the *Amazon Aurora User Guide*.

For more information on Multi-AZ DB clusters, see [Multi-AZ DB cluster deployments](#) in the *Amazon RDS User Guide*.

## Request Parameters

For information about the parameters that are common to all actions, see [Common Parameters](#).

### **DBClusterParameterGroupName**

The name of the DB cluster parameter group to modify.

Type: String

Required: Yes

## Parameters.Parameter.N

A list of parameters in the DB cluster parameter group to modify.

Valid Values (for the application method): `immediate` | `pending-reboot`

### Note

You can use the `immediate` value with dynamic parameters only. You can use the `pending-reboot` value for both dynamic and static parameters.

When the application method is `immediate`, changes to dynamic parameters are applied immediately to the DB clusters associated with the parameter group. When the application method is `pending-reboot`, changes to dynamic and static parameters are applied after a reboot without failover to the DB clusters associated with the parameter group.

Type: Array of [Parameter](#) objects

Required: Yes

## Response Elements

The following element is returned by the service.

### DBClusterParameterGroupName

The name of the DB cluster parameter group.

Constraints:

- Must be 1 to 255 letters or numbers.
- First character must be a letter
- Can't end with a hyphen or contain two consecutive hyphens

### Note

This value is stored as a lowercase string.

Type: String

## Errors

For information about the errors that are common to all actions, see [Common Errors](#).

### DBParameterGroupNotFound

DBParameterGroupName doesn't refer to an existing DB parameter group.

HTTP Status Code: 404

### InvalidDBParameterGroupState

The DB parameter group is in use or is in an invalid state. If you are attempting to delete the parameter group, you can't delete it when the parameter group is in this state.

HTTP Status Code: 400

## Examples

### Example

This example illustrates one usage of `ModifyDBClusterParameterGroup`.

### Sample Request

```
https://rds.us-west-2.amazonaws.com/  
?Action=ModifyDBClusterParameterGroup  
&DBClusterParameterGroupName=sample-cluster-pg  
&Parameters.member.1.ApplyMethod=pending-reboot  
&Parameters.member.1.ParameterName=binlog_format  
&Parameters.member.1.ParameterValue=MIXED  
&SignatureMethod=HmacSHA256  
&SignatureVersion=4  
&Version=2014-10-31  
&X-Amz-Algorithm=AWS4-HMAC-SHA256  
&X-Amz-Credential=AKIADQKE4SARGYLE/20160913/us-west-2/rds/aws4_request  
&X-Amz-Date=20160913T173245Z  
&X-Amz-SignedHeaders=content-type;host;user-agent;x-amz-content-sha256;x-amz-date  
&X-Amz-Signature=cfb4f35de32455f77405636315dd431f2e236a1a997f94e0f6e00183d1f5156e
```

## Sample Response

```
<ModifyDBClusterParameterGroupResponse xmlns="http://rds.amazonaws.com/doc/2014-10-31/">
  <ModifyDBClusterParameterGroupResult>
    <DBClusterParameterGroupName>sample-cluster-pg</DBClusterParameterGroupName>
  </ModifyDBClusterParameterGroupResult>
  <ResponseMetadata>
    <RequestId>1534d6a1-79d8-11e6-9b94-838991bd50c6</RequestId>
  </ResponseMetadata>
</ModifyDBClusterParameterGroupResponse>
```

## See Also

For more information about using this API in one of the language-specific AWS SDKs, see the following:

- [AWS Command Line Interface](#)
- [AWS SDK for .NET](#)
- [AWS SDK for C++](#)
- [AWS SDK for Go v2](#)
- [AWS SDK for Java V2](#)
- [AWS SDK for JavaScript V3](#)
- [AWS SDK for PHP V3](#)
- [AWS SDK for Python](#)
- [AWS SDK for Ruby V3](#)

# ModifyDBClusterSnapshotAttribute

Adds an attribute and values to, or removes an attribute and values from, a manual DB cluster snapshot.

To share a manual DB cluster snapshot with other AWS accounts, specify `restore` as the `AttributeName` and use the `ValuesToAdd` parameter to add a list of IDs of the AWS accounts that are authorized to restore the manual DB cluster snapshot. Use the value `all` to make the manual DB cluster snapshot public, which means that it can be copied or restored by all AWS accounts.

## Note

Don't add the `all` value for any manual DB cluster snapshots that contain private information that you don't want available to all AWS accounts.

If a manual DB cluster snapshot is encrypted, it can be shared, but only by specifying a list of authorized AWS account IDs for the `ValuesToAdd` parameter. You can't use `all` as a value for that parameter in this case.

To view which AWS accounts have access to copy or restore a manual DB cluster snapshot, or whether a manual DB cluster snapshot is public or private, use the [DescribeDBClusterSnapshotAttributes](#) API operation. The accounts are returned as values for the `restore` attribute.

## Request Parameters

For information about the parameters that are common to all actions, see [Common Parameters](#).

### AttributeName

The name of the DB cluster snapshot attribute to modify.

To manage authorization for other AWS accounts to copy or restore a manual DB cluster snapshot, set this value to `restore`.

**Note**

To view the list of attributes available to modify, use the [DescribeDBClusterSnapshotAttributes](#) API operation.

Type: String

Required: Yes

**DBClusterSnapshotIdentifier**

The identifier for the DB cluster snapshot to modify the attributes for.

Type: String

Required: Yes

**ValuesToAdd.AttributeValue.N**

A list of DB cluster snapshot attributes to add to the attribute specified by `AttributeName`.

To authorize other AWS accounts to copy or restore a manual DB cluster snapshot, set this list to include one or more AWS account IDs, or `all` to make the manual DB cluster snapshot restorable by any AWS account. Do not add the `all` value for any manual DB cluster snapshots that contain private information that you don't want available to all AWS accounts.

Type: Array of strings

Required: No

**ValuesToRemove.AttributeValue.N**

A list of DB cluster snapshot attributes to remove from the attribute specified by `AttributeName`.

To remove authorization for other AWS accounts to copy or restore a manual DB cluster snapshot, set this list to include one or more AWS account identifiers, or `all` to remove authorization for any AWS account to copy or restore the DB cluster snapshot. If you specify `all`, an AWS account whose account ID is explicitly added to the `restore` attribute can still copy or restore a manual DB cluster snapshot.

Type: Array of strings

Required: No

## Response Elements

The following element is returned by the service.

### **DBClusterSnapshotAttributesResult**

Contains the results of a successful call to the `DescribeDBClusterSnapshotAttributes` API action.

Manual DB cluster snapshot attributes are used to authorize other AWS accounts to copy or restore a manual DB cluster snapshot. For more information, see the `ModifyDBClusterSnapshotAttribute` API action.

Type: [DBClusterSnapshotAttributesResult](#) object

## Errors

For information about the errors that are common to all actions, see [Common Errors](#).

### **DBClusterSnapshotNotFoundFault**

`DBClusterSnapshotIdentifier` doesn't refer to an existing DB cluster snapshot.

HTTP Status Code: 404

### **InvalidDBClusterSnapshotStateFault**

The supplied value isn't a valid DB cluster snapshot state.

HTTP Status Code: 400

### **SharedSnapshotQuotaExceeded**

You have exceeded the maximum number of accounts that you can share a manual DB snapshot with.

HTTP Status Code: 400



## Examples

### Example

This example illustrates one usage of `ModifyDBClusterSnapshotAttribute`.

### Sample Request

```
https://rds.us-west-2.amazonaws.com/
  ?Action=ModifyDBClusterSnapshotAttribute
  &AttributeName=restore
  &DBClusterSnapshotIdentifier>manual-cluster-snapshot1
  &SignatureMethod=HmacSHA256
  &SignatureVersion=4
  &ValuesToAdd.member.1=123451234512
  &ValuesToAdd.member.2=123456789012
  &ValuesToRemove.member.1=all
  &Version=2014-10-31
  &X-Amz-Algorithm=AWS4-HMAC-SHA256
  &X-Amz-Credential=AKIADQKE4SARGYLE/20150922/us-west-2/rds/aws4_request
  &X-Amz-Date=20150922T220515Z
  &X-Amz-SignedHeaders=content-type;host;user-agent;x-amz-content-sha256;x-amz-date
  &X-Amz-Signature=ef38f1ce3dab4e1dbf113d8d2a265c67d17ece1999ffd36be85714ed36dddbb3
```

### Sample Response

```
<ModifyDBClusterSnapshotAttributeResponse xmlns="http://rds.amazonaws.com/
doc/2014-10-31/">
  <ModifyDBClusterSnapshotAttributeResult>
    <DBClusterSnapshotAttributesResult>
      <DBClusterSnapshotAttributes>
        <DBClusterSnapshotAttribute>
          <AttributeName>restore</AttributeName>
          <AttributeValues>
            <AttributeValue>123451234512</AttributeValue>
            <AttributeValue>123456789012</AttributeValue>
          </AttributeValues>
        </DBClusterSnapshotAttribute>
      </DBClusterSnapshotAttributes>
      <DBClusterSnapshotIdentifier>>manual-cluster-snapshot1</DBSnapshotIdentifier>
    </DBClusterSnapshotAttributesResult>
```

```
</ModifyDBClusterSnapshotAttributeResult>
<ResponseMetadata>
  <RequestId>0122a108-2276-11e5-9cc3-0f535cff56aa</RequestId>
</ResponseMetadata>
</ModifyDBClusterSnapshotAttributeResponse>
```

## See Also

For more information about using this API in one of the language-specific AWS SDKs, see the following:

- [AWS Command Line Interface](#)
- [AWS SDK for .NET](#)
- [AWS SDK for C++](#)
- [AWS SDK for Go v2](#)
- [AWS SDK for Java V2](#)
- [AWS SDK for JavaScript V3](#)
- [AWS SDK for PHP V3](#)
- [AWS SDK for Python](#)
- [AWS SDK for Ruby V3](#)

# ModifyDBInstance

Modifies settings for a DB instance. You can change one or more database configuration parameters by specifying these parameters and the new values in the request. To learn what modifications you can make to your DB instance, call `DescribeValidDBInstanceModifications` before you call `ModifyDBInstance`.

## Request Parameters

For information about the parameters that are common to all actions, see [Common Parameters](#).

### DBInstanceIdentifier

The identifier of DB instance to modify. This value is stored as a lowercase string.

Constraints:

- Must match the identifier of an existing DB instance.

Type: String

Required: Yes

### AllocatedStorage

The new amount of storage in gibibytes (GiB) to allocate for the DB instance.

For RDS for Db2, MariaDB, RDS for MySQL, RDS for Oracle, and RDS for PostgreSQL, the value supplied must be at least 10% greater than the current value. Values that are not at least 10% greater than the existing value are rounded up so that they are 10% greater than the current value.

For the valid values for allocated storage for each engine, see `CreateDBInstance`.

Constraints:

- When you increase the allocated storage for a DB instance that uses Provisioned IOPS (gp3, io1, or io2 storage type), you must also specify the `Iops` parameter. You can use the current value for `Iops`.

Type: Integer

Required: No

## AllowMajorVersionUpgrade

Specifies whether major version upgrades are allowed. Changing this parameter doesn't result in an outage and the change is asynchronously applied as soon as possible.

This setting doesn't apply to RDS Custom DB instances.

Constraints:

- Major version upgrades must be allowed when specifying a value for the `EngineVersion` parameter that's a different major version than the DB instance's current version.

Type: Boolean

Required: No

## ApplyImmediately

Specifies whether the modifications in this request and any pending modifications are asynchronously applied as soon as possible, regardless of the `PreferredMaintenanceWindow` setting for the DB instance. By default, this parameter is disabled.

If this parameter is disabled, changes to the DB instance are applied during the next maintenance window. Some parameter changes can cause an outage and are applied on the next call to [RebootDBInstance](#), or the next failure reboot. Review the table of parameters in [Modifying a DB Instance](#) in the *Amazon RDS User Guide* to see the impact of enabling or disabling `ApplyImmediately` for each modified parameter and to determine when the changes are applied.

Type: Boolean

Required: No

## AutomationMode

The automation mode of the RDS Custom DB instance. If `full`, the DB instance automates monitoring and instance recovery. If `all-paused`, the instance pauses automation for the duration set by `ResumeFullAutomationModeMinutes`.

Type: String

Valid Values: `full` | `all-paused`

Required: No

## AutoMinorVersionUpgrade

Specifies whether minor version upgrades are applied automatically to the DB instance during the maintenance window. An outage occurs when all the following conditions are met:

- The automatic upgrade is enabled for the maintenance window.
- A newer minor version is available.
- RDS has enabled automatic patching for the engine version.

If any of the preceding conditions isn't met, Amazon RDS applies the change as soon as possible and doesn't cause an outage.

For an RDS Custom DB instance, don't enable this setting. Otherwise, the operation returns an error.

Type: Boolean

Required: No

## AwsBackupRecoveryPointArn

The Amazon Resource Name (ARN) of the recovery point in AWS Backup.

This setting doesn't apply to RDS Custom DB instances.

Type: String

Length Constraints: Minimum length of 43. Maximum length of 350.

Pattern: `^arn:aws[a-z-]*:backup:[-a-z0-9]+:[0-9]{12}:[-a-z]+:([a-z0-9\-\-]+:)?[a-z][a-z0-9\-\-]{0,255}$`

Required: No

## BackupRetentionPeriod

The number of days to retain automated backups. Setting this parameter to a positive number enables backups. Setting this parameter to 0 disables automated backups.

### Note

Enabling and disabling backups can result in a brief I/O suspension that lasts from a few seconds to a few minutes, depending on the size and class of your DB instance.

These changes are applied during the next maintenance window unless the `ApplyImmediately` parameter is enabled for this request. If you change the parameter from one non-zero value to another non-zero value, the change is asynchronously applied as soon as possible.

This setting doesn't apply to Amazon Aurora DB instances. The retention period for automated backups is managed by the DB cluster. For more information, see `ModifyDBCluster`.

Default: Uses existing setting

Constraints:

- Must be a value from 0 to 35.
- Can't be set to 0 if the DB instance is a source to read replicas.
- Can't be set to 0 for an RDS Custom for Oracle DB instance.

Type: Integer

Required: No

### **CACertificateIdentifier**

The CA certificate identifier to use for the DB instance's server certificate.

This setting doesn't apply to RDS Custom DB instances.

For more information, see [Using SSL/TLS to encrypt a connection to a DB instance](#) in the *Amazon RDS User Guide* and [Using SSL/TLS to encrypt a connection to a DB cluster](#) in the *Amazon Aurora User Guide*.

Type: String

Required: No

### **CertificateRotationRestart**

Specifies whether the DB instance is restarted when you rotate your SSL/TLS certificate.

By default, the DB instance is restarted when you rotate your SSL/TLS certificate. The certificate is not updated until the DB instance is restarted.

#### **Important**

Set this parameter only if you are *not* using SSL/TLS to connect to the DB instance.

If you are using SSL/TLS to connect to the DB instance, follow the appropriate instructions for your DB engine to rotate your SSL/TLS certificate:

- For more information about rotating your SSL/TLS certificate for RDS DB engines, see [Rotating Your SSL/TLS Certificate](#) in the *Amazon RDS User Guide*.
- For more information about rotating your SSL/TLS certificate for Aurora DB engines, see [Rotating Your SSL/TLS Certificate](#) in the *Amazon Aurora User Guide*.

This setting doesn't apply to RDS Custom DB instances.

Type: Boolean

Required: No

### **CloudwatchLogsExportConfiguration**

The log types to be enabled for export to CloudWatch Logs for a specific DB instance.

A change to the `CloudwatchLogsExportConfiguration` parameter is always applied to the DB instance immediately. Therefore, the `ApplyImmediately` parameter has no effect.

This setting doesn't apply to RDS Custom DB instances.

Type: [CloudwatchLogsExportConfiguration](#) object

Required: No

### **CopyTagsToSnapshot**

Specifies whether to copy all tags from the DB instance to snapshots of the DB instance. By default, tags aren't copied.

This setting doesn't apply to Amazon Aurora DB instances. Copying tags to snapshots is managed by the DB cluster. Setting this value for an Aurora DB instance has no effect on the DB cluster setting. For more information, see `ModifyDBCluster`.

Type: Boolean

Required: No

### **DBInstanceClass**

The new compute and memory capacity of the DB instance, for example `db.m4.large`. Not all DB instance classes are available in all AWS Regions, or for all database engines. For the full

list of DB instance classes, and availability for your engine, see [DB Instance Class](#) in the *Amazon RDS User Guide* or [Aurora DB instance classes](#) in the *Amazon Aurora User Guide*. For RDS Custom, see [DB instance class support for RDS Custom for Oracle](#) and [DB instance class support for RDS Custom for SQL Server](#).

If you modify the DB instance class, an outage occurs during the change. The change is applied during the next maintenance window, unless you specify `ApplyImmediately` in your request.

Default: Uses existing setting

Constraints:

- If you are modifying the DB instance class and upgrading the engine version at the same time, the currently running engine version must be supported on the specified DB instance class. Otherwise, the operation returns an error. In this case, first run the operation to upgrade the engine version, and then run it again to modify the DB instance class.

Type: String

Required: No

### **DBParameterGroupName**

The name of the DB parameter group to apply to the DB instance.

Changing this setting doesn't result in an outage. The parameter group name itself is changed immediately, but the actual parameter changes are not applied until you reboot the instance without failover. In this case, the DB instance isn't rebooted automatically, and the parameter changes aren't applied during the next maintenance window. However, if you modify dynamic parameters in the newly associated DB parameter group, these changes are applied immediately without a reboot.

This setting doesn't apply to RDS Custom DB instances.

Default: Uses existing setting

Constraints:

- Must be in the same DB parameter group family as the DB instance.

Type: String

Required: No



## DBPortNumber

The port number on which the database accepts connections.

The value of the `DBPortNumber` parameter must not match any of the port values specified for options in the option group for the DB instance.

If you change the `DBPortNumber` value, your database restarts regardless of the value of the `ApplyImmediately` parameter.

This setting doesn't apply to RDS Custom DB instances.

Valid Values: 1150-65535

Default:

- Amazon Aurora - 3306
- RDS for Db2 - 50000
- RDS for MariaDB - 3306
- RDS for Microsoft SQL Server - 1433
- RDS for MySQL - 3306
- RDS for Oracle - 1521
- RDS for PostgreSQL - 5432

Constraints:

- For RDS for Microsoft SQL Server, the value can't be 1234, 1434, 3260, 3343, 3389, 47001, or 49152-49156.

Type: Integer

Required: No

## DBSecurityGroups.DBSecurityGroupName.N

A list of DB security groups to authorize on this DB instance. Changing this setting doesn't result in an outage and the change is asynchronously applied as soon as possible.

This setting doesn't apply to RDS Custom DB instances.

Constraints:

- If supplied, must match existing DB security groups.

Type: Array of strings

Required: No

### **DBSubnetGroupName**

The new DB subnet group for the DB instance. You can use this parameter to move your DB instance to a different VPC. If your DB instance isn't in a VPC, you can also use this parameter to move your DB instance into a VPC. For more information, see [Working with a DB instance in a VPC](#) in the *Amazon RDS User Guide*.

Changing the subnet group causes an outage during the change. The change is applied during the next maintenance window, unless you enable `ApplyImmediately`.

This setting doesn't apply to RDS Custom DB instances.

Constraints:

- If supplied, must match existing DB subnet group.

Example: `mydbsubnetgroup`

Type: String

Required: No

### **DedicatedLogVolume**

Indicates whether the DB instance has a dedicated log volume (DLV) enabled.

Type: Boolean

Required: No

### **DeletionProtection**

Specifies whether the DB instance has deletion protection enabled. The database can't be deleted when deletion protection is enabled. By default, deletion protection isn't enabled. For more information, see [Deleting a DB Instance](#).

This setting doesn't apply to Amazon Aurora DB instances. You can enable or disable deletion protection for the DB cluster. For more information, see `ModifyDBCluster`. DB instances in a DB cluster can be deleted even when deletion protection is enabled for the DB cluster.

Type: Boolean

Required: No

### **DisableDomain**

Specifies whether to remove the DB instance from the Active Directory domain.

Type: Boolean

Required: No

### **Domain**

The Active Directory directory ID to move the DB instance to. Specify none to remove the instance from its current domain. You must create the domain before this operation. Currently, you can create only Db2, MySQL, Microsoft SQL Server, Oracle, and PostgreSQL DB instances in an Active Directory Domain.

For more information, see [Kerberos Authentication](#) in the *Amazon RDS User Guide*.

This setting doesn't apply to RDS Custom DB instances.

Type: String

Required: No

### **DomainAuthSecretArn**

The ARN for the Secrets Manager secret with the credentials for the user joining the domain.

Example: `arn:aws:secretsmanager:region:account-number:secret:myselfmanagedADtestsecret-123456`

Type: String

Required: No

### **DomainDnsIps.member.N**

The IPv4 DNS IP addresses of your primary and secondary Active Directory domain controllers.

Constraints:

- Two IP addresses must be provided. If there isn't a secondary domain controller, use the IP address of the primary domain controller for both entries in the list.

Example: `123.124.125.126,234.235.236.237`

Type: Array of strings

Required: No

### **DomainFqdn**

The fully qualified domain name (FQDN) of an Active Directory domain.

Constraints:

- Can't be longer than 64 characters.

Example: `mymanagedADtest.mymanagedAD.mydomain`

Type: String

Required: No

### **DomainIAMRoleName**

The name of the IAM role to use when making API calls to the Directory Service.

This setting doesn't apply to RDS Custom DB instances.

Type: String

Required: No

### **DomainOu**

The Active Directory organizational unit for your DB instance to join.

Constraints:

- Must be in the distinguished name format.
- Can't be longer than 64 characters.

Example:

`OU=mymanagedADtestOU,DC=mymanagedADtest,DC=mymanagedAD,DC=mydomain`

Type: String

Required: No

### **EnableCustomerOwnedIp**

Specifies whether to enable a customer-owned IP address (CoIP) for an RDS on Outposts DB instance.

A *CoIP* provides local or external connectivity to resources in your Outpost subnets through your on-premises network. For some use cases, a CoIP can provide lower latency for connections to the DB instance from outside of its virtual private cloud (VPC) on your local network.

For more information about RDS on Outposts, see [Working with Amazon RDS on AWS Outposts](#) in the *Amazon RDS User Guide*.

For more information about CoIPs, see [Customer-owned IP addresses](#) in the *AWS Outposts User Guide*.

Type: Boolean

Required: No

### **EnableIAMDatabaseAuthentication**

Specifies whether to enable mapping of AWS Identity and Access Management (IAM) accounts to database accounts. By default, mapping isn't enabled.

This setting doesn't apply to Amazon Aurora. Mapping AWS IAM accounts to database accounts is managed by the DB cluster.

For more information about IAM database authentication, see [IAM Database Authentication for MySQL and PostgreSQL](#) in the *Amazon RDS User Guide*.

This setting doesn't apply to RDS Custom DB instances.

Type: Boolean

Required: No

### **EnablePerformanceInsights**

Specifies whether to enable Performance Insights for the DB instance.

For more information, see [Using Amazon Performance Insights](#) in the *Amazon RDS User Guide*.

This setting doesn't apply to RDS Custom DB instances.

Type: Boolean

Required: No

## Engine

The target Oracle DB engine when you convert a non-CDB to a CDB. This intermediate step is necessary to upgrade an Oracle Database 19c non-CDB to an Oracle Database 21c CDB.

Note the following requirements:

- Make sure that you specify `oracle-ee-cdb` or `oracle-se2-cdb`.
- Make sure that your DB engine runs Oracle Database 19c with an April 2021 or later RU.

Note the following limitations:

- You can't convert a CDB to a non-CDB.
- You can't convert a replica database.
- You can't convert a non-CDB to a CDB and upgrade the engine version in the same command.
- You can't convert the existing custom parameter or option group when it has options or parameters that are permanent or persistent. In this situation, the DB instance reverts to the default option and parameter group. To avoid reverting to the default, specify a new parameter group with `--db-parameter-group-name` and a new option group with `--option-group-name`.

Type: String

Required: No

## EngineVersion

The version number of the database engine to upgrade to. Changing this parameter results in an outage and the change is applied during the next maintenance window unless the `ApplyImmediately` parameter is enabled for this request.

For major version upgrades, if a nondefault DB parameter group is currently in use, a new DB parameter group in the DB parameter group family for the new engine version must be specified. The new DB parameter group can be the default for that DB parameter group family.

If you specify only a major version, Amazon RDS updates the DB instance to the default minor version if the current minor version is lower. For information about valid engine versions, see `CreateDBInstance`, or call `DescribeDBEngineVersions`.

If the instance that you're modifying is acting as a read replica, the engine version that you specify must be the same or higher than the version that the source DB instance or cluster is running.

In RDS Custom for Oracle, this parameter is supported for read replicas only if they are in the `PATCH_DB_FAILURE` lifecycle.

**Constraints:**

- If you are upgrading the engine version and modifying the DB instance class at the same time, the currently running engine version must be supported on the specified DB instance class. Otherwise, the operation returns an error. In this case, first run the operation to upgrade the engine version, and then run it again to modify the DB instance class.

Type: String

Required: No

## **Iops**

The new Provisioned IOPS (I/O operations per second) value for the RDS instance.

Changing this setting doesn't result in an outage and the change is applied during the next maintenance window unless the `ApplyImmediately` parameter is enabled for this request. If you are migrating from Provisioned IOPS to standard storage, set this value to 0. The DB instance will require a reboot for the change in storage type to take effect.

If you choose to migrate your DB instance from using standard storage to using Provisioned IOPS, or from using Provisioned IOPS to using standard storage, the process can take time. The duration of the migration depends on several factors such as database load, storage size, storage type (standard or Provisioned IOPS), amount of IOPS provisioned (if any), and the number of prior scale storage operations. Typical migration times are under 24 hours, but the process can take up to several days in some cases. During the migration, the DB instance is available for use, but might experience performance degradation. While the migration takes place, nightly backups for the instance are suspended. No other Amazon RDS operations can take place for the instance, including modifying the instance, rebooting the instance, deleting the instance, creating a read replica for the instance, and creating a DB snapshot of the instance.

**Constraints:**

- For RDS for MariaDB, RDS for MySQL, RDS for Oracle, and RDS for PostgreSQL - The value supplied must be at least 10% greater than the current value. Values that are not at least 10% greater than the existing value are rounded up so that they are 10% greater than the current value.

- When you increase the Provisioned IOPS, you must also specify the `AllocatedStorage` parameter. You can use the current value for `AllocatedStorage`.

Default: Uses existing setting

Type: Integer

Required: No

## LicenseModel

The license model for the DB instance.

This setting doesn't apply to Amazon Aurora or RDS Custom DB instances.

Valid Values:

- RDS for Db2 - `bring-your-own-license`
- RDS for MariaDB - `general-public-license`
- RDS for Microsoft SQL Server - `license-included`
- RDS for MySQL - `general-public-license`
- RDS for Oracle - `bring-your-own-license` | `license-included`
- RDS for PostgreSQL - `postgresql-license`

Type: String

Required: No

## ManageMasterUserPassword

Specifies whether to manage the master user password with AWS Secrets Manager.

If the DB instance doesn't manage the master user password with AWS Secrets Manager, you can turn on this management. In this case, you can't specify `MasterUserPassword`.

If the DB instance already manages the master user password with AWS Secrets Manager, and you specify that the master user password is not managed with AWS Secrets Manager, then you must specify `MasterUserPassword`. In this case, Amazon RDS deletes the secret and uses the new password for the master user specified by `MasterUserPassword`.

For more information, see [Password management with AWS Secrets Manager](#) in the *Amazon RDS User Guide*.



**Constraints:**

- Can't manage the master user password with AWS Secrets Manager if `MasterUserPassword` is specified.

Type: Boolean

Required: No

**MasterUserPassword**

The new password for the master user.

Changing this parameter doesn't result in an outage and the change is asynchronously applied as soon as possible. Between the time of the request and the completion of the request, the `MasterUserPassword` element exists in the `PendingModifiedValues` element of the operation response.

**Note**

Amazon RDS API operations never return the password, so this operation provides a way to regain access to a primary instance user if the password is lost. This includes restoring privileges that might have been accidentally revoked.

This setting doesn't apply to the following DB instances:

- Amazon Aurora (The password for the master user is managed by the DB cluster. For more information, see `ModifyDBCluster`.)
- RDS Custom

Default: Uses existing setting

**Constraints:**

- Can't be specified if `ManageMasterUserPassword` is turned on.
- Can include any printable ASCII character except `/`, `""`, or `@`. For RDS for Oracle, can't include the `&` (ampersand) or the `'` (single quotes) character.

**Length Constraints:**

- RDS for Db2 - Must contain from 8 to 255 characters.
- RDS for MariaDB - Must contain from 8 to 41 characters.

- RDS for Microsoft SQL Server - Must contain from 8 to 128 characters.
- RDS for MySQL - Must contain from 8 to 41 characters.
- RDS for Oracle - Must contain from 8 to 30 characters.
- RDS for PostgreSQL - Must contain from 8 to 128 characters.

Type: String

Required: No

### **MasterUserSecretKmsKeyId**

The AWS KMS key identifier to encrypt a secret that is automatically generated and managed in AWS Secrets Manager.

This setting is valid only if both of the following conditions are met:

- The DB instance doesn't manage the master user password in AWS Secrets Manager.

If the DB instance already manages the master user password in AWS Secrets Manager, you can't change the KMS key used to encrypt the secret.

- You are turning on `ManageMasterUserPassword` to manage the master user password in AWS Secrets Manager.

If you are turning on `ManageMasterUserPassword` and don't specify `MasterUserSecretKmsKeyId`, then the `aws/secretsmanager` KMS key is used to encrypt the secret. If the secret is in a different AWS account, then you can't use the `aws/secretsmanager` KMS key to encrypt the secret, and you must use a customer managed KMS key.

The AWS KMS key identifier is the key ARN, key ID, alias ARN, or alias name for the KMS key. To use a KMS key in a different AWS account, specify the key ARN or alias ARN.

There is a default KMS key for your AWS account. Your AWS account has a different default KMS key for each AWS Region.

Type: String

Required: No

### **MaxAllocatedStorage**

The upper limit in gibibytes (GiB) to which Amazon RDS can automatically scale the storage of the DB instance.

For more information about this setting, including limitations that apply to it, see [Managing capacity automatically with Amazon RDS storage autoscaling](#) in the *Amazon RDS User Guide*.

This setting doesn't apply to RDS Custom DB instances.

Type: Integer

Required: No

### **MonitoringInterval**

The interval, in seconds, between points when Enhanced Monitoring metrics are collected for the DB instance. To disable collection of Enhanced Monitoring metrics, specify 0.

If `MonitoringRoleArn` is specified, set `MonitoringInterval` to a value other than 0.

This setting doesn't apply to RDS Custom DB instances.

Valid Values: 0 | 1 | 5 | 10 | 15 | 30 | 60

Default: 0

Type: Integer

Required: No

### **MonitoringRoleArn**

The ARN for the IAM role that permits RDS to send enhanced monitoring metrics to Amazon CloudWatch Logs. For example, `arn:aws:iam:123456789012:role/emaccess`. For information on creating a monitoring role, see [To create an IAM role for Amazon RDS Enhanced Monitoring](#) in the *Amazon RDS User Guide*.

If `MonitoringInterval` is set to a value other than 0, supply a `MonitoringRoleArn` value.

This setting doesn't apply to RDS Custom DB instances.

Type: String

Required: No

### **MultiAZ**

Specifies whether the DB instance is a Multi-AZ deployment. Changing this parameter doesn't result in an outage. The change is applied during the next maintenance window unless the `ApplyImmediately` parameter is enabled for this request.

This setting doesn't apply to RDS Custom DB instances.

Type: Boolean

Required: No

## MultiTenant

Specifies whether to convert your DB instance from the single-tenant configuration to the multi-tenant configuration. This parameter is supported only for RDS for Oracle CDB instances.

During the conversion, RDS creates an initial tenant database and associates the DB name, master user name, character set, and national character set metadata with this database. The tags associated with the instance also propagate to the initial tenant database. You can add more tenant databases to your DB instance by using the `CreateTenantDatabase` operation.

### Important

The conversion to the multi-tenant configuration is permanent and irreversible, so you can't later convert back to the single-tenant configuration. When you specify this parameter, you must also specify `ApplyImmediately`.

Type: Boolean

Required: No

## NetworkType

The network type of the DB instance.

The network type is determined by the `DBSubnetGroup` specified for the DB instance. A `DBSubnetGroup` can support only the IPv4 protocol or the IPv4 and the IPv6 protocols (DUAL).

For more information, see [Working with a DB instance in a VPC](#) in the *Amazon RDS User Guide*.

Valid Values: IPV4 | DUAL

Type: String

Required: No

## **NewDBInstanceIdentifier**

The new identifier for the DB instance when renaming a DB instance. When you change the DB instance identifier, an instance reboot occurs immediately if you enable `ApplyImmediately`, or will occur during the next maintenance window if you disable `ApplyImmediately`. This value is stored as a lowercase string.

This setting doesn't apply to RDS Custom DB instances.

Constraints:

- Must contain from 1 to 63 letters, numbers, or hyphens.
- The first character must be a letter.
- Can't end with a hyphen or contain two consecutive hyphens.

Example: `mydbinstance`

Type: String

Required: No

## **OptionGroupName**

The option group to associate the DB instance with.

Changing this parameter doesn't result in an outage, with one exception. If the parameter change results in an option group that enables OEM, it can cause a brief period, lasting less than a second, during which new connections are rejected but existing connections aren't interrupted.

The change is applied during the next maintenance window unless the `ApplyImmediately` parameter is enabled for this request.

Permanent options, such as the TDE option for Oracle Advanced Security TDE, can't be removed from an option group, and that option group can't be removed from a DB instance after it is associated with a DB instance.

This setting doesn't apply to RDS Custom DB instances.

Type: String

Required: No

## PerformanceInsightsKMSKeyId

The AWS KMS key identifier for encryption of Performance Insights data.

The AWS KMS key identifier is the key ARN, key ID, alias ARN, or alias name for the KMS key.

If you don't specify a value for `PerformanceInsightsKMSKeyId`, then Amazon RDS uses your default KMS key. There is a default KMS key for your AWS account. Your AWS account has a different default KMS key for each AWS Region.

This setting doesn't apply to RDS Custom DB instances.

Type: String

Required: No

## PerformanceInsightsRetentionPeriod

The number of days to retain Performance Insights data.

This setting doesn't apply to RDS Custom DB instances.

Valid Values:

- 7
- $month * 31$ , where *month* is a number of months from 1-23. Examples: 93 (3 months \* 31), 341 (11 months \* 31), 589 (19 months \* 31)
- 731

Default: 7 days

If you specify a retention period that isn't valid, such as 94, Amazon RDS returns an error.

Type: Integer

Required: No

## PreferredBackupWindow

The daily time range during which automated backups are created if automated backups are enabled, as determined by the `BackupRetentionPeriod` parameter. Changing this parameter doesn't result in an outage and the change is asynchronously applied as soon as possible. The default is a 30-minute window selected at random from an 8-hour block of time for each AWS Region. For more information, see [Backup window](#) in the *Amazon RDS User Guide*.

This setting doesn't apply to Amazon Aurora DB instances. The daily time range for creating automated backups is managed by the DB cluster. For more information, see [ModifyDBCluster](#).

Constraints:

- Must be in the format `hh24:mi-hh24:mi`.
- Must be in Universal Coordinated Time (UTC).
- Must not conflict with the preferred maintenance window.
- Must be at least 30 minutes.

Type: String

Required: No

### **PreferredMaintenanceWindow**

The weekly time range during which system maintenance can occur, which might result in an outage. Changing this parameter doesn't result in an outage, except in the following situation, and the change is asynchronously applied as soon as possible. If there are pending actions that cause a reboot, and the maintenance window is changed to include the current time, then changing this parameter causes a reboot of the DB instance. If you change this window to the current time, there must be at least 30 minutes between the current time and end of the window to ensure pending changes are applied.

For more information, see [Amazon RDS Maintenance Window](#) in the *Amazon RDS User Guide*.

Default: Uses existing setting

Constraints:

- Must be in the format `ddd:hh24:mi-ddd:hh24:mi`.
- The day values must be `mon | tue | wed | thu | fri | sat | sun`.
- Must be in Universal Coordinated Time (UTC).
- Must not conflict with the preferred backup window.
- Must be at least 30 minutes.

Type: String

Required: No

## ProcessorFeatures.ProcessorFeature.N

The number of CPU cores and the number of threads per core for the DB instance class of the DB instance.

This setting doesn't apply to RDS Custom DB instances.

Type: Array of [ProcessorFeature](#) objects

Required: No

## PromotionTier

The order of priority in which an Aurora Replica is promoted to the primary instance after a failure of the existing primary instance. For more information, see [Fault Tolerance for an Aurora DB Cluster](#) in the *Amazon Aurora User Guide*.

This setting doesn't apply to RDS Custom DB instances.

Default: 1

Valid Values: 0 - 15

Type: Integer

Required: No

## PubliclyAccessible

Specifies whether the DB instance is publicly accessible.

When the DB cluster is publicly accessible, its Domain Name System (DNS) endpoint resolves to the private IP address from within the DB cluster's virtual private cloud (VPC). It resolves to the public IP address from outside of the DB cluster's VPC. Access to the DB cluster is ultimately controlled by the security group it uses. That public access isn't permitted if the security group assigned to the DB cluster doesn't permit it.

When the DB instance isn't publicly accessible, it is an internal DB instance with a DNS name that resolves to a private IP address.

`PubliclyAccessible` only applies to DB instances in a VPC. The DB instance must be part of a public subnet and `PubliclyAccessible` must be enabled for it to be publicly accessible.



Changes to the `PubliclyAccessible` parameter are applied immediately regardless of the value of the `ApplyImmediately` parameter.

Type: Boolean

Required: No

## ReplicaMode

A value that sets the open mode of a replica database to either mounted or read-only.

### Note

Currently, this parameter is only supported for Oracle DB instances.

Mounted DB replicas are included in Oracle Enterprise Edition. The main use case for mounted replicas is cross-Region disaster recovery. The primary database doesn't use Active Data Guard to transmit information to the mounted replica. Because it doesn't accept user connections, a mounted replica can't serve a read-only workload. For more information, see [Working with Oracle Read Replicas for Amazon RDS](#) in the *Amazon RDS User Guide*.

This setting doesn't apply to RDS Custom DB instances.

Type: String

Valid Values: `open-read-only` | `mounted`

Required: No

## ResumeFullAutomationModeMinutes

The number of minutes to pause the automation. When the time period ends, RDS Custom resumes full automation.

Default: 60

Constraints:

- Must be at least 60.
- Must be no more than 1,440.

Type: Integer

Required: No

### **RotateMasterUserPassword**

Specifies whether to rotate the secret managed by AWS Secrets Manager for the master user password.

This setting is valid only if the master user password is managed by RDS in AWS Secrets Manager for the DB cluster. The secret value contains the updated password.

For more information, see [Password management with AWS Secrets Manager](#) in the *Amazon RDS User Guide*.

Constraints:

- You must apply the change immediately when rotating the master user password.

Type: Boolean

Required: No

### **StorageThroughput**

The storage throughput value for the DB instance.

This setting applies only to the gp3 storage type.

This setting doesn't apply to Amazon Aurora or RDS Custom DB instances.

Type: Integer

Required: No

### **StorageType**

The storage type to associate with the DB instance.

If you specify `io1`, `io2`, or `gp3` you must also include a value for the `Iops` parameter.

If you choose to migrate your DB instance from using standard storage to using Provisioned IOPS, or from using Provisioned IOPS to using standard storage, the process can take time. The duration of the migration depends on several factors such as database load, storage size, storage type (standard or Provisioned IOPS), amount of IOPS provisioned (if any), and the number of prior scale storage operations. Typical migration times are under 24 hours, but the process can take up to several days in some cases. During the migration, the DB instance is available for use, but might experience performance degradation. While the migration takes

place, nightly backups for the instance are suspended. No other Amazon RDS operations can take place for the instance, including modifying the instance, rebooting the instance, deleting the instance, creating a read replica for the instance, and creating a DB snapshot of the instance.

Valid Values: gp2 | gp3 | io1 | io2 | standard

Default: io1, if the Iops parameter is specified. Otherwise, gp2.

Type: String

Required: No

### **TdeCredentialArn**

The ARN from the key store with which to associate the instance for TDE encryption.

This setting doesn't apply to RDS Custom DB instances.

Type: String

Required: No

### **TdeCredentialPassword**

The password for the given ARN from the key store in order to access the device.

This setting doesn't apply to RDS Custom DB instances.

Type: String

Required: No

### **UseDefaultProcessorFeatures**

Specifies whether the DB instance class of the DB instance uses its default processor features.

This setting doesn't apply to RDS Custom DB instances.

Type: Boolean

Required: No

### **VpcSecurityGroupIds.VpcSecurityGroupId.N**

A list of Amazon EC2 VPC security groups to associate with this DB instance. This change is asynchronously applied as soon as possible.

This setting doesn't apply to the following DB instances:

- Amazon Aurora (The associated list of EC2 VPC security groups is managed by the DB cluster. For more information, see [ModifyDBCluster](#).)
- RDS Custom

Constraints:

- If supplied, must match existing VPC security group IDs.

Type: Array of strings

Required: No

## Response Elements

The following element is returned by the service.

### DBInstance

Contains the details of an Amazon RDS DB instance.

This data type is used as a response element in the operations `CreateDBInstance`, `CreateDBInstanceReadReplica`, `DeleteDBInstance`, `DescribeDBInstances`, `ModifyDBInstance`, `PromoteReadReplica`, `RebootDBInstance`, `RestoreDBInstanceFromDBSnapshot`, `RestoreDBInstanceFromS3`, `RestoreDBInstanceToPointInTime`, `StartDBInstance`, and `StopDBInstance`.

Type: [DBInstance](#) object

## Errors

For information about the errors that are common to all actions, see [Common Errors](#).

### AuthorizationNotFound

The specified CIDR IP range or Amazon EC2 security group might not be authorized for the specified DB security group.

Or, RDS might not be authorized to perform necessary actions using IAM on your behalf.

HTTP Status Code: 404

**BackupPolicyNotFoundFault**

*This error has been deprecated.*

HTTP Status Code: 404

**CertificateNotFound**

`CertificateIdentifier` doesn't refer to an existing certificate.

HTTP Status Code: 404

**DBInstanceAlreadyExists**

The user already has a DB instance with the given identifier.

HTTP Status Code: 400

**DBInstanceNotFound**

`DBInstanceIdentifier` doesn't refer to an existing DB instance.

HTTP Status Code: 404

**DBParameterGroupNotFound**

`DBParameterGroupName` doesn't refer to an existing DB parameter group.

HTTP Status Code: 404

**DBSecurityGroupNotFound**

`DBSecurityGroupName` doesn't refer to an existing DB security group.

HTTP Status Code: 404

**DBUpgradeDependencyFailure**

The DB upgrade failed because a resource the DB depends on can't be modified.

HTTP Status Code: 400

**DomainNotFoundFault**

`Domain` doesn't refer to an existing Active Directory domain.

HTTP Status Code: 404

**InsufficientDBInstanceCapacity**

The specified DB instance class isn't available in the specified Availability Zone.

HTTP Status Code: 400

### **InvalidDBClusterStateFault**

The requested operation can't be performed while the cluster is in this state.

HTTP Status Code: 400

### **InvalidDBInstanceState**

The DB instance isn't in a valid state.

HTTP Status Code: 400

### **InvalidDBSecurityGroupState**

The state of the DB security group doesn't allow deletion.

HTTP Status Code: 400

### **InvalidVPCNetworkStateFault**

The DB subnet group doesn't cover all Availability Zones after it's created because of users' change.

HTTP Status Code: 400

### **KMSKeyNotAccessibleFault**

An error occurred accessing an AWS KMS key.

HTTP Status Code: 400

### **NetworkTypeNotSupported**

The network type is invalid for the DB instance. Valid network type values are IPV4 and DUAL.

HTTP Status Code: 400

### **OptionGroupNotFoundFault**

The specified option group could not be found.

HTTP Status Code: 404

### **ProvisionedIopsNotAvailableInAZFault**

Provisioned IOPS not available in the specified Availability Zone.

HTTP Status Code: 400

### **StorageQuotaExceeded**

The request would result in the user exceeding the allowed amount of storage available across all DB instances.

HTTP Status Code: 400

### **StorageTypeNotSupported**

The specified StorageType can't be associated with the DB instance.

HTTP Status Code: 400

### **TenantDatabaseQuotaExceeded**

You attempted to create more tenant databases than are permitted in your AWS account.

HTTP Status Code: 400

## **Examples**

### **Example**

This example illustrates one usage of ModifyDBInstance.

### **Sample Request**

```
https://rds.us-east-1.amazonaws.com/  
  ?Action=ModifyDBInstance  
  &AllocatedStorage=20  
  &DBInstanceIdentifier=myawsuser-dbi04  
  &SignatureMethod=HmacSHA256  
  &SignatureVersion=4  
  &Version=2014-10-31  
  &X-Amz-Algorithm=AWS4-HMAC-SHA256  
  &X-Amz-Credential=AKIADQKE4SARGYLE/20140425/us-east-1/rds/aws4_request  
  &X-Amz-Date=20140425T192732Z  
  &X-Amz-SignedHeaders=content-type;host;user-agent;x-amz-content-sha256;x-amz-date  
  &X-Amz-Signature=1dc9dd716f4855e9bdf188c70f1cf9f6251b070b68b81103b59ec70c3e7854b3
```

## Sample Response

```
<ModifyDBInstanceResponse xmlns="http://rds.amazonaws.com/doc/2014-10-31/">
  <ModifyDBInstanceResult>
    <DBInstance>
      <BackupRetentionPeriod>7</BackupRetentionPeriod>
      <DBInstanceStatus>available</DBInstanceStatus>
      <MultiAZ>true</MultiAZ>
      <VpcSecurityGroups/>
      <DBInstanceIdentifier>myawsuser-dbi04</DBInstanceIdentifier>
      <PreferredBackupWindow>10:03-10:33</PreferredBackupWindow>
      <PreferredMaintenanceWindow>wed:03:32-wed:04:02</PreferredMaintenanceWindow>
      <AvailabilityZone>us-east-1a</AvailabilityZone>
      <ReadReplicaDBInstanceIdentifiers/>
      <LatestRestorableTime>2014-04-25T19:25:00Z</LatestRestorableTime>
      <Engine>mysql</Engine>
      <PendingModifiedValues>
        <AllocatedStorage>20</AllocatedStorage>
      </PendingModifiedValues>
      <LicenseModel>general-public-license</LicenseModel>
      <DBParameterGroups>
        <DBParameterGroup>
          <ParameterApplyStatus>in-sync</ParameterApplyStatus>
          <DBParameterGroupName>default.mysql5.6</DBParameterGroupName>
        </DBParameterGroup>
      </DBParameterGroups>
      <Endpoint>
        <Port>3306</Port>
        <Address>myawsuser-dbi04.cg037hpkuyjt.us-east-1.rds.amazonaws.com</Address>
      </Endpoint>
      <EngineVersion>5.6.13</EngineVersion>
      <SecondaryAvailabilityZone>us-east-1b</SecondaryAvailabilityZone>
      <OptionGroupMemberships>
        <OptionGroupMembership>
          <OptionGroupName>default:mysql-5-6</OptionGroupName>
          <Status>in-sync</Status>
        </OptionGroupMembership>
      </OptionGroupMemberships>
      <PubliclyAccessible>true</PubliclyAccessible>
      <DBSecurityGroups>
        <DBSecurityGroup>
          <Status>active</Status>
        </DBSecurityGroup>
      </DBSecurityGroups>
    </DBInstance>
  </ModifyDBInstanceResult>
</ModifyDBInstanceResponse>
```



```
<DBSecurityGroupName>default</DBSecurityGroupName>
</DBSecurityGroup>
</DBSecurityGroups>
<DBName>myawsuser_db04</DBName>
<AutoMinorVersionUpgrade>true</AutoMinorVersionUpgrade>
<InstanceCreateTime>2014-04-25T18:07:51.508Z</InstanceCreateTime>
<AllocatedStorage>15</AllocatedStorage>
<MasterUsername>myawsuser</MasterUsername>
<DBInstanceClass>db.m1.small</DBInstanceClass>
</DBInstance>
</ModifyDBInstanceResult>
<ResponseMetadata>
  <RequestId>f643f1ac-bbfe-11d3-f4c6-37db295f7674</RequestId>
</ResponseMetadata>
</ModifyDBInstanceResponse>
```

## See Also

For more information about using this API in one of the language-specific AWS SDKs, see the following:

- [AWS Command Line Interface](#)
- [AWS SDK for .NET](#)
- [AWS SDK for C++](#)
- [AWS SDK for Go v2](#)
- [AWS SDK for Java V2](#)
- [AWS SDK for JavaScript V3](#)
- [AWS SDK for PHP V3](#)
- [AWS SDK for Python](#)
- [AWS SDK for Ruby V3](#)

# ModifyDBParameterGroup

Modifies the parameters of a DB parameter group. To modify more than one parameter, submit a list of the following: `ParameterName`, `ParameterValue`, and `ApplyMethod`. A maximum of 20 parameters can be modified in a single request.

## Important

After you modify a DB parameter group, you should wait at least 5 minutes before creating your first DB instance that uses that DB parameter group as the default parameter group. This allows Amazon RDS to fully complete the modify operation before the parameter group is used as the default for a new DB instance. This is especially important for parameters that are critical when creating the default database for a DB instance, such as the character set for the default database defined by the `character_set_database` parameter. You can use the *Parameter Groups* option of the [Amazon RDS console](#) or the *DescribeDBParameters* command to verify that your DB parameter group has been created or modified.

## Request Parameters

For information about the parameters that are common to all actions, see [Common Parameters](#).

### DBParameterGroupName

The name of the DB parameter group.

Constraints:

- If supplied, must match the name of an existing `DBParameterGroup`.

Type: String

Required: Yes

### Parameters.Parameter.N


An array of parameter names, values, and the application methods for the parameter update. At least one parameter name, value, and application method must be supplied; later arguments are optional. A maximum of 20 parameters can be modified in a single request.

Valid Values (for the application method): `immediate` | `pending-reboot`

You can use the `immediate` value with dynamic parameters only. You can use the `pending-reboot` value for both dynamic and static parameters.

When the application method is `immediate`, changes to dynamic parameters are applied immediately to the DB instances associated with the parameter group.

When the application method is `pending-reboot`, changes to dynamic and static parameters are applied after a reboot without failover to the DB instances associated with the parameter group.

 **Note**

You can't use `pending-reboot` with dynamic parameters on RDS for SQL Server DB instances. Use `immediate`.

For more information on modifying DB parameters, see [Working with DB parameter groups](#) in the *Amazon RDS User Guide*.

Type: Array of [Parameter](#) objects

Required: Yes

## Response Elements

The following element is returned by the service.

### **DBParameterGroupName**

The name of the DB parameter group.

Type: String

## Errors

For information about the errors that are common to all actions, see [Common Errors](#).

### **DBParameterGroupNotFound**

`DBParameterGroupName` doesn't refer to an existing DB parameter group.

HTTP Status Code: 404

## InvalidDBParameterGroupState

The DB parameter group is in use or is in an invalid state. If you are attempting to delete the parameter group, you can't delete it when the parameter group is in this state.

HTTP Status Code: 400

## Examples

### Example

This example illustrates one usage of `ModifyDBParameterGroup`.

### Sample Request

```
https://rds.us-east-1.amazonaws.com/  
  ?Action=ModifyDBParameterGroup  
  &DBParameterGroupName=mydbparametergroup01  
  &Parameters.member.1.ApplyMethod=immediate  
  &Parameters.member.1.ParameterName=binlog_cache_size  
  &Parameters.member.1.ParameterValue=65536  
  &SignatureMethod=HmacSHA256  
  &SignatureVersion=4  
  &Version=2014-10-31  
  &X-Amz-Algorithm=AWS4-HMAC-SHA256  
  &X-Amz-Credential=AKIADQKE4SARGYLE/20140425/us-east-1/rds/aws4_request  
  &X-Amz-Date=20140425T193811Z  
  &X-Amz-SignedHeaders=content-type;host;user-agent;x-amz-content-sha256;x-amz-date  
  &X-Amz-Signature=afd9acfee876360dd294189465aca26502343d405292dc6e43b1961ad4d1d7e2
```

### Sample Response

```
<ModifyDBParameterGroupResponse xmlns="http://rds.amazonaws.com/doc/2014-10-31/">  
  <ModifyDBParameterGroupResult>  
    <DBParameterGroupName>mydbparametergroup01</DBParameterGroupName>  
  </ModifyDBParameterGroupResult>  
  <ResponseMetadata>  
    <RequestId>12d7435e-bba0-11d3-fe11-33d33a9bb7e3</RequestId>
```

```
</ResponseMetadata>  
</ModifyDBParameterGroupResponse>
```

## See Also

For more information about using this API in one of the language-specific AWS SDKs, see the following:

- [AWS Command Line Interface](#)
- [AWS SDK for .NET](#)
- [AWS SDK for C++](#)
- [AWS SDK for Go v2](#)
- [AWS SDK for Java V2](#)
- [AWS SDK for JavaScript V3](#)
- [AWS SDK for PHP V3](#)
- [AWS SDK for Python](#)
- [AWS SDK for Ruby V3](#)

# ModifyDBProxy

Changes the settings for an existing DB proxy.

## Request Parameters

For information about the parameters that are common to all actions, see [Common Parameters](#).

### DBProxyName

The identifier for the DBProxy to modify.

Type: String

Required: Yes

### Auth.member.N

The new authentication settings for the DBProxy.

Type: Array of [UserAuthConfig](#) objects

Required: No

### DebugLogging

Whether the proxy includes detailed information about SQL statements in its logs. This information helps you to debug issues involving SQL behavior or the performance and scalability of the proxy connections. The debug information includes the text of SQL statements that you submit through the proxy. Thus, only enable this setting when needed for debugging, and only when you have security measures in place to safeguard any sensitive information that appears in the logs.

Type: Boolean

Required: No

### IdleClientTimeout

The number of seconds that a connection to the proxy can be inactive before the proxy disconnects it. You can set this value higher or lower than the connection timeout limit for the associated database.

Type: Integer

Required: No

### **NewDBProxyName**

The new identifier for the DBProxy. An identifier must begin with a letter and must contain only ASCII letters, digits, and hyphens; it can't end with a hyphen or contain two consecutive hyphens.

Type: String

Required: No

### **RequireTLS**

Whether Transport Layer Security (TLS) encryption is required for connections to the proxy. By enabling this setting, you can enforce encrypted TLS connections to the proxy, even if the associated database doesn't use TLS.

Type: Boolean

Required: No

### **RoleArn**

The Amazon Resource Name (ARN) of the IAM role that the proxy uses to access secrets in AWS Secrets Manager.

Type: String

Required: No

### **SecurityGroups.member.N**

The new list of security groups for the DBProxy.

Type: Array of strings

Required: No

## **Response Elements**

The following element is returned by the service.

## DBProxy

The DBProxy object representing the new settings for the proxy.

Type: [DBProxy](#) object

## Errors

For information about the errors that are common to all actions, see [Common Errors](#).

### DBProxyAlreadyExistsFault

The specified proxy name must be unique for all proxies owned by your AWS account in the specified AWS Region.

HTTP Status Code: 400

### DBProxyNotFoundFault

The specified proxy name doesn't correspond to a proxy owned by your AWS account in the specified AWS Region.

HTTP Status Code: 404

### InvalidDBProxyStateFault

The requested operation can't be performed while the proxy is in this state.

HTTP Status Code: 400

## See Also

For more information about using this API in one of the language-specific AWS SDKs, see the following:

- [AWS Command Line Interface](#)
- [AWS SDK for .NET](#)
- [AWS SDK for C++](#)
- [AWS SDK for Go v2](#)
- [AWS SDK for Java V2](#)



- [AWS SDK for JavaScript V3](#)
- [AWS SDK for PHP V3](#)
- [AWS SDK for Python](#)
- [AWS SDK for Ruby V3](#)

# ModifyDBProxyEndpoint

Changes the settings for an existing DB proxy endpoint.

## Request Parameters

For information about the parameters that are common to all actions, see [Common Parameters](#).

### DBProxyEndpointName

The name of the DB proxy associated with the DB proxy endpoint that you want to modify.

Type: String

Length Constraints: Minimum length of 1. Maximum length of 63.

Pattern: `[a-zA-Z][a-zA-Z0-9]*(-[a-zA-Z0-9]+)*`

Required: Yes

### NewDBProxyEndpointName

The new identifier for the `DBProxyEndpoint`. An identifier must begin with a letter and must contain only ASCII letters, digits, and hyphens; it can't end with a hyphen or contain two consecutive hyphens.

Type: String

Length Constraints: Minimum length of 1. Maximum length of 63.

Pattern: `[a-zA-Z][a-zA-Z0-9]*(-[a-zA-Z0-9]+)*`

Required: No

### VpcSecurityGroupIds.member.N

The VPC security group IDs for the DB proxy endpoint. When the DB proxy endpoint uses a different VPC than the original proxy, you also specify a different set of security group IDs than for the original proxy.

Type: Array of strings

Required: No

## Response Elements

The following element is returned by the service.

### DBProxyEndpoint

The `DBProxyEndpoint` object representing the new settings for the DB proxy endpoint.

Type: [DBProxyEndpoint](#) object

## Errors

For information about the errors that are common to all actions, see [Common Errors](#).

### DBProxyEndpointAlreadyExistsFault

The specified DB proxy endpoint name must be unique for all DB proxy endpoints owned by your AWS account in the specified AWS Region.

HTTP Status Code: 400

### DBProxyEndpointNotFoundFault

The DB proxy endpoint doesn't exist.

HTTP Status Code: 404

### InvalidDBProxyEndpointStateFault

You can't perform this operation while the DB proxy endpoint is in a particular state.

HTTP Status Code: 400

### InvalidDBProxyStateFault

The requested operation can't be performed while the proxy is in this state.

HTTP Status Code: 400

## See Also

For more information about using this API in one of the language-specific AWS SDKs, see the following:

- [AWS Command Line Interface](#)
- [AWS SDK for .NET](#)
- [AWS SDK for C++](#)
- [AWS SDK for Go v2](#)
- [AWS SDK for Java V2](#)
- [AWS SDK for JavaScript V3](#)
- [AWS SDK for PHP V3](#)
- [AWS SDK for Python](#)
- [AWS SDK for Ruby V3](#)

# ModifyDBProxyTargetGroup

Modifies the properties of a DBProxyTargetGroup.

## Request Parameters

For information about the parameters that are common to all actions, see [Common Parameters](#).

### DBProxyName

The name of the proxy.

Type: String

Required: Yes

### TargetGroupName

The name of the target group to modify.

Type: String

Required: Yes

### ConnectionPoolConfig

The settings that determine the size and behavior of the connection pool for the target group.

Type: [ConnectionPoolConfiguration](#) object

Required: No

### NewName

The new name for the modified DBProxyTarget. An identifier must begin with a letter and must contain only ASCII letters, digits, and hyphens; it can't end with a hyphen or contain two consecutive hyphens.

Type: String

Required: No

## Response Elements

The following element is returned by the service.

## DBProxyTargetGroup

The settings of the modified DBProxyTarget.

Type: [DBProxyTargetGroup](#) object

## Errors

For information about the errors that are common to all actions, see [Common Errors](#).

### DBProxyNotFoundFault

The specified proxy name doesn't correspond to a proxy owned by your AWS account in the specified AWS Region.

HTTP Status Code: 404

### DBProxyTargetGroupNotFoundFault

The specified target group isn't available for a proxy owned by your AWS account in the specified AWS Region.

HTTP Status Code: 404

### InvalidDBProxyStateFault

The requested operation can't be performed while the proxy is in this state.

HTTP Status Code: 400

## See Also

For more information about using this API in one of the language-specific AWS SDKs, see the following:

- [AWS Command Line Interface](#)
- [AWS SDK for .NET](#)
- [AWS SDK for C++](#)
- [AWS SDK for Go v2](#)
- [AWS SDK for Java V2](#)

- [AWS SDK for JavaScript V3](#)
- [AWS SDK for PHP V3](#)
- [AWS SDK for Python](#)
- [AWS SDK for Ruby V3](#)

# ModifyDBRecommendation

Updates the recommendation status and recommended action status for the specified recommendation.

## Request Parameters

For information about the parameters that are common to all actions, see [Common Parameters](#).

### RecommendationId

The identifier of the recommendation to update.

Type: String

Required: Yes

### Locale

The language of the modified recommendation.

Type: String

Required: No

### RecommendedActionUpdates.member.N

The list of recommended action status to update. You can update multiple recommended actions at one time.

Type: Array of [RecommendedActionUpdate](#) objects

Required: No

### Status

The recommendation status to update.

Valid values:

- active
- dismissed

Type: String



Required: No

## Response Elements

The following element is returned by the service.

### DBRecommendation

The recommendation for your DB instances, DB clusters, and DB parameter groups.

Type: [DBRecommendation](#) object

## Errors

For information about the errors that are common to all actions, see [Common Errors](#).

## Examples

### Modifying the recommended action status for a recommendation

This example illustrates one usage of ModifyDBRecommendation.

### Sample Request

```
https://rds.us-east-1.amazonaws.com/  
  ?Action=ModifyDBRecommendation  
  &RecommendationId=15e811d7-ec23-4d94-8d28-74cd2e7729ad  
  &RecommendedActionUpdates.member.1.ActionId=806effbdc8853c4bf0e794c0c240ee8e  
  &RecommendedActionUpdates.member.1.Status=applied  
  &Locale=es  
  &SignatureMethod=HmacSHA256  
  &SignatureVersion=4  
  &Version=2014-10-31  
  &X-Amz-Algorithm=AWS4-HMAC-SHA256  
  &X-Amz-Credential=AKIADQKE4SARGYLE/20230222/us-east-1/rds/aws4_request  
  &X-Amz-Date=20230222T200807Z  
  &X-Amz-SignedHeaders=content-type;host;user-agent;x-amz-content-sha256;x-amz-date  
  &X-Amz-Signature=2d4f2b9e8abc31122b5546f94c0499bba47de813cb875f9b9c78e8e19c9afe1b
```

## Sample Response

```
<ModifyDBRecommendationResponse xmlns="http://rds.amazonaws.com/doc/2014-10-31/">
  <ModifyDBRecommendationResult>
    <DBRecommendation>
      <RecommendationId>15e811d7-ec23-4d94-8d28-74cd2e7729ad</RecommendationId>
      <TypeId>config_recommendation::multi_az_instance</TypeId>
      <Severity>low</Severity>
      <ResourceArn>arn:aws:rds:us-west-2:636812126935:db:mariadb-instance</ResourceArn>
      <Status>pending</Status>
      <CreatedTime>2023-10-05T18:04:04.017000+00:00</CreatedTime>
      <UpdatedTime>2023-10-20T19:17:18+00:00</UpdatedTime>
      <Detection>**1 resource** is not a Multi-AZ instance</Detection>
      <Recommendation>Set up Multi-AZ for the impacted DB instances</Recommendation>
      <Description>We recommend that you use Multi-AZ deployment. The Multi-AZ
deployments enhance the availability and durability of the DB instance. Click Info for
more details about Multi-AZ deployment and pricing.</Description>
      <RecommendedActions>
        <member>
          <ActionId>806effbdc8853c4bf0e794c0c240ee8e</ActionId>
          <Operation>modifyDbInstance</Operation>
          <Parameters>
            <member>
              <Key>MultiAZ</Key>
              <Value>>true</Value>
            </member>
            <member>
              <Key>DBInstanceIdentifier</Key>
              <Value>mariadb-instance</Value>
            </member>
          </Parameters>
          <ApplyModes>
            <member>immediately</member>
            <member>next-maintenance-window</member>
          </ApplyModes>
          <Status>applied</Status>
          <ContextAttributes>
            <member>
              <Key>resourceArn</Key>
              <Value>arn:aws:rds:us-west-2:636812126935:db:mariadb-instance</Value>
            </member>
            <member>
              <Key>engineName</Key>

```

```

        <Value>mariadb</Value>
      </member>
    </ContextAttributes>
  </member>
</RecommendedActions>
<Category>reliability</Category>
<Source>RDS</Source>
<TypeDetection>**[resource-count] resources** are not Multi-AZ instances</
TypeDetection>
  <TypeRecommendation>Set up Multi-AZ for the impacted DB instances</
TypeRecommendation>
  <Impact>Data availability at risk</Impact>
  <AdditionalInfo>In an Amazon RDS Multi-AZ deployment, Amazon RDS automatically
creates a primary database instance and replicates the data to an instance in a
different availability zone. When it detects a failure, Amazon RDS automatically fails
over to a standby instance without manual intervention.</AdditionalInfo>
  <Links>
    <member>
      <Text>Pricing for Amazon RDS Multi-AZ</Text>
      <Url>https://aws.amazon.com/rds/features/multi-az/#Pricing</Url>
    </member>
  </Links>
</DBRecommendation>
</ModifyDBRecommendationResult>
</ModifyDBRecommendationResponse>

```

## Modifying the recommendation status for the specified recommendation ID

This example illustrates one usage of `ModifyDBRecommendation`.

### Sample Request

```

https://rds.us-east-1.amazonaws.com/
?Action=ModifyDBRecommendation
&RecommendationId=8c9132b0-267d-4493-b3c4-aedd0920809d
&Status=dismissed
&Locale=es
&SignatureMethod=HmacSHA256
&SignatureVersion=4
&Version=2014-10-31
&X-Amz-Algorithm=AWS4-HMAC-SHA256

```

```

&X-Amz-Credential=AKIADQKE4SARGYLE/20230222/us-east-1/rds/aws4_request
&X-Amz-Date=20230222T200807Z
&X-Amz-SignedHeaders=content-type;host;user-agent;x-amz-content-sha256;x-amz-date
&X-Amz-Signature=2d4f2b9e8abc31122b5546f94c0499bba47de813cb875f9b9c78e8e19c9afe1b

```

## Sample Response

```

<ModifyDBRecommendationResponse xmlns="http://rds.amazonaws.com/doc/2014-10-31/">
  <ModifyDBRecommendationResult>
    <DBRecommendation>
      <RecommendationId>8c9132b0-267d-4493-b3c4-aedd0920809d</RecommendationId>
      <TypeId>config_recommendation::enhanced_monitoring_off</TypeId>
      <Severity>low</Severity>
      <ResourceArn>arn:aws:rds:us-west-2:636812126935:db:mariadb-instance</ResourceArn>
      <Status>dismissed</Status>
      <CreatedTime>2023-10-05T18:04:03.957000+00:00</CreatedTime>
      <UpdatedTime>2023-10-20T19:20:22+00:00</UpdatedTime>
      <Detection>**1 resource** doesn't have Enhanced Monitoring enabled</Detection>
      <Recommendation>Turn on Enhanced Monitoring</Recommendation>
      <Description>Your database resources don't have Enhanced Monitoring turned on.
Enhanced Monitoring provides real-time operating system metrics for monitoring and
troubleshooting.</Description>
      <RecommendedActions>
        <member>
          <ActionId>a2e5e55f28854f9ec12f45c227d85f48</ActionId>
          <Operation>modifyDbInstance</Operation>
          <Parameters>
            <member>
              <Key>MonitoringInterval</Key>
              <Value>60</Value>
            </member>
            <member>
              <Key>DBInstanceIdentifier</Key>
              <Value>mariadb-instance</Value>
            </member>
          </Parameters>
          <ApplyModes>
            <mmeber>immediately</mmeber>
          </ApplyModes>
          <Status>ready</Status>
        </member>
      </RecommendedActions>
    </DBRecommendation>
  </ModifyDBRecommendationResult>
</ModifyDBRecommendationResponse>

```

```

    <ContextAttributes>
      <member>
        <Key>resourceArn</Key>
        <Value>arn:aws:rds:us-west-2:636812126935:db:mariadb-instance</Value>
      </member>
      <member>
        <Key>engineName</Key>
        <Value>mariadb</Value>
      </member>
      <member>
        <Key>recommendedValue</Key>
        <Value>60</Value>
      </member>
    </ContextAttributes>
  </member>
</RecommendedActions>
<Category>reliability</Category>
<Source>RDS</Source>
<TypeDetection>**[resource-count] resources** don't have Enhanced Monitoring
enabled</TypeDetection>
<TypeRecommendation>Turn on Enhanced Monitoring</TypeRecommendation>
<Impact>Reduced operational visibility</Impact>
<AdditionalInfo>Enhanced Monitoring for Amazon RDS provides additional visibility
on the health of your DB instances. We recommend that you turn on Enhanced Monitoring.
When the Enhanced Monitoring option is turned on for your DB instance, it collects
vital operating system metrics and process information.</AdditionalInfo>
<Links>
  <member>
    <Text>Turning Enhanced Monitoring on and off</Text>
    <Url>https://docs.aws.amazon.com/AmazonRDS/latest/UserGuide/
USER_Monitoring.OS.html</Url>
  </member>
</Links>
</DBRecommendation>
</ModifyDBRecommendationResult>
</ModifyDBRecommendationResponse>

```

## See Also

For more information about using this API in one of the language-specific AWS SDKs, see the following:

- [AWS Command Line Interface](#)
- [AWS SDK for .NET](#)
- [AWS SDK for C++](#)
- [AWS SDK for Go v2](#)
- [AWS SDK for Java V2](#)
- [AWS SDK for JavaScript V3](#)
- [AWS SDK for PHP V3](#)
- [AWS SDK for Python](#)
- [AWS SDK for Ruby V3](#)

# ModifyDBShardGroup

Modifies the settings of an Aurora Limitless Database DB shard group. You can change one or more settings by specifying these parameters and the new values in the request.

## Request Parameters

For information about the parameters that are common to all actions, see [Common Parameters](#).

### DBShardGroupIdentifier

The name of the DB shard group to modify.

Type: String

Length Constraints: Minimum length of 1. Maximum length of 63.

Pattern: `[a-zA-Z][a-zA-Z0-9]*(-[a-zA-Z0-9]+)*`

Required: Yes

### MaxACU

The maximum capacity of the DB shard group in Aurora capacity units (ACUs).

Type: Double

Required: No

## Response Elements

The following elements are returned by the service.

### ComputeRedundancy

Specifies whether to create standby instances for the DB shard group. Valid values are the following:

- 0 - Creates a single, primary DB instance for each physical shard. This is the default value, and the only one supported for the preview.
- 1 - Creates a primary DB instance and a standby instance in a different Availability Zone (AZ) for each physical shard.

- 2 - Creates a primary DB instance and two standby instances in different AZs for each physical shard.

Type: Integer

### **DBClusterIdentifier**

The name of the primary DB cluster for the DB shard group.

Type: String

### **DBShardGroupIdentifier**

The name of the DB shard group.

Type: String

Length Constraints: Minimum length of 1. Maximum length of 63.

Pattern: `[a-zA-Z][a-zA-Z0-9]*(-[a-zA-Z0-9]+)*`

### **DBShardGroupResourceId**

The AWS Region-unique, immutable identifier for the DB shard group.

Type: String

### **Endpoint**

The connection endpoint for the DB shard group.

Type: String

### **MaxACU**

The maximum capacity of the DB shard group in Aurora capacity units (ACUs).

Type: Double

### **PubliclyAccessible**

Indicates whether the DB shard group is publicly accessible.

When the DB shard group is publicly accessible, its Domain Name System (DNS) endpoint resolves to the private IP address from within the DB shard group's virtual private cloud (VPC). It resolves to the public IP address from outside of the DB shard group's VPC. Access to the



DB shard group is ultimately controlled by the security group it uses. That public access isn't permitted if the security group assigned to the DB shard group doesn't permit it.

When the DB shard group isn't publicly accessible, it is an internal DB shard group with a DNS name that resolves to a private IP address.

For more information, see [CreateDBShardGroup](#).

This setting is only for Aurora Limitless Database.

Type: Boolean

## Status

The status of the DB shard group.

Type: String

## Errors

For information about the errors that are common to all actions, see [Common Errors](#).

### DBShardGroupAlreadyExists

The specified DB shard group name must be unique in your AWS account in the specified AWS Region.

HTTP Status Code: 400

### DBShardGroupNotFound

The specified DB shard group name wasn't found.

HTTP Status Code: 404

### InvalidDBClusterStateFault

The requested operation can't be performed while the cluster is in this state.

HTTP Status Code: 400

### InvalidMaxAcu

The maximum capacity of the DB shard group must be 48-7168 Aurora capacity units (ACUs).

## HTTP Status Code: 400

### See Also

For more information about using this API in one of the language-specific AWS SDKs, see the following:

- [AWS Command Line Interface](#)
- [AWS SDK for .NET](#)
- [AWS SDK for C++](#)
- [AWS SDK for Go v2](#)
- [AWS SDK for Java V2](#)
- [AWS SDK for JavaScript V3](#)
- [AWS SDK for PHP V3](#)
- [AWS SDK for Python](#)
- [AWS SDK for Ruby V3](#)

# ModifyDBSnapshot

Updates a manual DB snapshot with a new engine version. The snapshot can be encrypted or unencrypted, but not shared or public.

Amazon RDS supports upgrading DB snapshots for MySQL, PostgreSQL, and Oracle. This operation doesn't apply to RDS Custom or RDS for Db2.

## Request Parameters

For information about the parameters that are common to all actions, see [Common Parameters](#).

### DBSnapshotIdentifier

The identifier of the DB snapshot to modify.

Type: String

Required: Yes

### EngineVersion

The engine version to upgrade the DB snapshot to.

The following are the database engines and engine versions that are available when you upgrade a DB snapshot.

#### MySQL

For the list of engine versions that are available for upgrading a DB snapshot, see [Upgrading a MySQL DB snapshot engine version](#) in the *Amazon RDS User Guide*.

#### Oracle

- 19.0.0.0.ru-2022-01.rur-2022-01.r1 (supported for 12.2.0.1 DB snapshots)
- 19.0.0.0.ru-2022-07.rur-2022-07.r1 (supported for 12.1.0.2 DB snapshots)
- 12.1.0.2.v8 (supported for 12.1.0.1 DB snapshots)
- 11.2.0.4.v12 (supported for 11.2.0.2 DB snapshots)
- 11.2.0.4.v11 (supported for 11.2.0.3 DB snapshots)

#### PostgreSQL

For the list of engine versions that are available for upgrading a DB snapshot, see [Upgrading a PostgreSQL DB snapshot engine version](#) in the *Amazon RDS User Guide*.

Type: String

Required: No

### **OptionGroupName**

The option group to identify with the upgraded DB snapshot.

You can specify this parameter when you upgrade an Oracle DB snapshot. The same option group considerations apply when upgrading a DB snapshot as when upgrading a DB instance. For more information, see [Option group considerations](#) in the *Amazon RDS User Guide*.

Type: String

Required: No

## **Response Elements**

The following element is returned by the service.

### **DBSnapshot**

Contains the details of an Amazon RDS DB snapshot.

This data type is used as a response element in the `DescribeDBSnapshots` action.

Type: [DBSnapshot](#) object

## **Errors**

For information about the errors that are common to all actions, see [Common Errors](#).

### **DBSnapshotNotFound**

`DBSnapshotIdentifier` doesn't refer to an existing DB snapshot.

HTTP Status Code: 404

## Examples

### Example

This example illustrates one usage of `ModifyDBSnapshot`.

### Sample Request

```
https://rds.us-west-2.amazonaws.com/  
  ?Action=ModifyDBSnapshot  
  &DBSnapshotIdentifier=mynapshot1  
  &EngineVersion=5.6.44  
  &SignatureMethod=HmacSHA256  
  &SignatureVersion=4  
  &Version=2014-10-31  
  &X-Amz-Algorithm=AWS4-HMAC-SHA256  
  &X-Amz-Credential=AKIADQKE4SARGYLE/20161228/us-west-2/rds/aws4_request  
  &X-Amz-Date=20210628T220515Z  
  &X-Amz-SignedHeaders=content-type;host;user-agent;x-amz-content-sha256;x-amz-date  
  &X-Amz-Signature=eb44f1ce3dab4e1dbf113d8d2a265d88d17ece1999ffd36be85714ed36cbdbe3
```

### Sample Response

```
<ModifyDBSnapshotResponse xmlns="http://rds.amazonaws.com/doc/2014-10-31/">  
  <ModifyDBSnapshotResult>  
    <DBSnapshot>  
      <Port>3306</Port>  
      <OptionGroupName>default:mysql-5-6</OptionGroupName>  
      <Engine>mysql</Engine>  
      <Status>available</Status>  
      <SnapshotType>manual</SnapshotType>  
      <LicenseModel>general-public-license</LicenseModel>  
      <EngineVersion>5.6.44</EngineVersion>  
      <DBInstanceIdentifier>mysqldb-sample</DBInstanceIdentifier>  
      <DBSnapshotIdentifier>mynapshot1</DBSnapshotIdentifier>  
      <SnapshotCreateTime>2021-04-20T10:09:15.446Z</SnapshotCreateTime>  
      <OriginalSnapshotCreateTime>2021-04-20T10:09:15.446Z</OriginalSnapshotCreateTime>  
      <AvailabilityZone>us-west-2b</AvailabilityZone>  
      <InstanceCreateTime>2016-12-28T22:24:26.573Z</InstanceCreateTime>  
      <PercentProgress>100</PercentProgress>  
      <AllocatedStorage>100</AllocatedStorage>  
      <MasterUsername>myawsuser</MasterUsername>
```

```
</DBSnapshot>
</ModifyDBSnapshotResult>
<ResponseMetadata>
  <RequestId>aa80a25a-af09-11d4-ed11-23c32f9aa7d3</RequestId>
</ResponseMetadata>
</ModifyDBSnapshotResponse>
```

## See Also

For more information about using this API in one of the language-specific AWS SDKs, see the following:

- [AWS Command Line Interface](#)
- [AWS SDK for .NET](#)
- [AWS SDK for C++](#)
- [AWS SDK for Go v2](#)
- [AWS SDK for Java V2](#)
- [AWS SDK for JavaScript V3](#)
- [AWS SDK for PHP V3](#)
- [AWS SDK for Python](#)
- [AWS SDK for Ruby V3](#)

# ModifyDBSnapshotAttribute

Adds an attribute and values to, or removes an attribute and values from, a manual DB snapshot.

To share a manual DB snapshot with other AWS accounts, specify `restore` as the `AttributeName` and use the `ValuesToAdd` parameter to add a list of IDs of the AWS accounts that are authorized to restore the manual DB snapshot. Uses the value `all` to make the manual DB snapshot public, which means it can be copied or restored by all AWS accounts.

## Note

Don't add the `all` value for any manual DB snapshots that contain private information that you don't want available to all AWS accounts.

If the manual DB snapshot is encrypted, it can be shared, but only by specifying a list of authorized AWS account IDs for the `ValuesToAdd` parameter. You can't use `all` as a value for that parameter in this case.

To view which AWS accounts have access to copy or restore a manual DB snapshot, or whether a manual DB snapshot is public or private, use the [DescribeDBSnapshotAttributes](#) API operation. The accounts are returned as values for the `restore` attribute.

## Request Parameters

For information about the parameters that are common to all actions, see [Common Parameters](#).

### AttributeName

The name of the DB snapshot attribute to modify.

To manage authorization for other AWS accounts to copy or restore a manual DB snapshot, set this value to `restore`.

## Note

To view the list of attributes available to modify, use the [DescribeDBSnapshotAttributes](#) API operation.

Type: String

Required: Yes

### **DBSnapshotIdentifier**

The identifier for the DB snapshot to modify the attributes for.

Type: String

Required: Yes

### **ValuesToAdd.AttributeValue.N**

A list of DB snapshot attributes to add to the attribute specified by `AttributeName`.

To authorize other AWS accounts to copy or restore a manual snapshot, set this list to include one or more AWS account IDs, or `all` to make the manual DB snapshot restorable by any AWS account. Do not add the `all` value for any manual DB snapshots that contain private information that you don't want available to all AWS accounts.

Type: Array of strings

Required: No

### **ValuesToRemove.AttributeValue.N**

A list of DB snapshot attributes to remove from the attribute specified by `AttributeName`.

To remove authorization for other AWS accounts to copy or restore a manual snapshot, set this list to include one or more AWS account identifiers, or `all` to remove authorization for any AWS account to copy or restore the DB snapshot. If you specify `all`, an AWS account whose account ID is explicitly added to the `restore` attribute can still copy or restore the manual DB snapshot.

Type: Array of strings

Required: No

## **Response Elements**

The following element is returned by the service.

### **DBSnapshotAttributesResult**

Contains the results of a successful call to the `DescribeDBSnapshotAttributes` API action.



Manual DB snapshot attributes are used to authorize other AWS accounts to copy or restore a manual DB snapshot. For more information, see the `ModifyDBSnapshotAttribute` API action.

Type: [DBSnapshotAttributesResult](#) object

## Errors

For information about the errors that are common to all actions, see [Common Errors](#).

### DBSnapshotNotFound

`DBSnapshotIdentifier` doesn't refer to an existing DB snapshot.

HTTP Status Code: 404

### InvalidDBSnapshotState

The state of the DB snapshot doesn't allow deletion.

HTTP Status Code: 400

### SharedSnapshotQuotaExceeded

You have exceeded the maximum number of accounts that you can share a manual DB snapshot with.

HTTP Status Code: 400

## Examples

### Example

This example illustrates one usage of `ModifyDBSnapshotAttribute`.

### Sample Request

```
https://rds.us-west-2.amazonaws.com/  
?Action=ModifyDBSnapshotAttribute  
&AttributeName=restore
```

```
&DBSnapshotIdentifier=manual-snapshot1
&SignatureMethod=HmacSHA256&SignatureVersion=4
&ValuesToAdd.member.1=123451234512
&ValuesToAdd.member.2=123456789012
&ValuesToRemove.member.1=all
&Version=2014-10-31
&X-Amz-Algorithm=AWS4-HMAC-SHA256
&X-Amz-Credential=AKIADQKE4SARGYLE/20150922/us-west-2/rds/aws4_request
&X-Amz-Date=20150922T220515Z
&X-Amz-SignedHeaders=content-type;host;user-agent;x-amz-content-sha256;x-amz-date
&X-Amz-Signature=ef38f1ce3dab4e1dbf113d8d2a265c67d17ece1999ffd36be85714ed36dddbb3
```

## Sample Response

```
<ModifyDBSnapshotAttributeResponse xmlns="http://rds.amazonaws.com/doc/2014-10-31/">
  <ModifyDBSnapshotAttributeResult>
    <DBSnapshotAttributesResult>
      <DBSnapshotAttributes>
        <DBSnapshotAttribute>
          <AttributeName>restore</AttributeName>
          <AttributeValues>
            <AttributeValue>123451234512</AttributeValue>
            <AttributeValue>123456789012</AttributeValue>
          </AttributeValues>
        </DBSnapshotAttribute>
      </DBSnapshotAttributes>
      <DBSnapshotIdentifier>manual-snapshot1</DBSnapshotIdentifier>
    </DBSnapshotAttributesResult>
  </ModifyDBSnapshotAttributeResult>
  <ResponseMetadata>
    <RequestId>0122a108-2276-11e5-9cc3-0f535cff56aa</RequestId>
  </ResponseMetadata>
</ModifyDBSnapshotAttributeResponse>
```

## See Also

For more information about using this API in one of the language-specific AWS SDKs, see the following:

- [AWS Command Line Interface](#)
- [AWS SDK for .NET](#)

- [AWS SDK for C++](#)
- [AWS SDK for Go v2](#)
- [AWS SDK for Java V2](#)
- [AWS SDK for JavaScript V3](#)
- [AWS SDK for PHP V3](#)
- [AWS SDK for Python](#)
- [AWS SDK for Ruby V3](#)

# ModifyDBSubnetGroup

Modifies an existing DB subnet group. DB subnet groups must contain at least one subnet in at least two AZs in the AWS Region.

## Request Parameters

For information about the parameters that are common to all actions, see [Common Parameters](#).

### DBSubnetGroupName

The name for the DB subnet group. This value is stored as a lowercase string. You can't modify the default subnet group.

Constraints: Must match the name of an existing DBSubnetGroup. Must not be default.

Example: mydbsubnetgroup

Type: String

Required: Yes

### SubnetIds.SubnetIdentifier.N

The EC2 subnet IDs for the DB subnet group.

Type: Array of strings

Required: Yes

### DBSubnetGroupDescription

The description for the DB subnet group.

Type: String

Required: No

## Response Elements

The following element is returned by the service.

## DBSubnetGroup

Contains the details of an Amazon RDS DB subnet group.

This data type is used as a response element in the `DescribeDBSubnetGroups` action.

Type: [DBSubnetGroup](#) object

## Errors

For information about the errors that are common to all actions, see [Common Errors](#).

### DBSubnetGroupDoesNotCoverEnoughAZs

Subnets in the DB subnet group should cover at least two Availability Zones unless there is only one Availability Zone.

HTTP Status Code: 400

### DBSubnetGroupNotFoundFault

`DBSubnetGroupName` doesn't refer to an existing DB subnet group.

HTTP Status Code: 404

### DBSubnetQuotaExceededFault

The request would result in the user exceeding the allowed number of subnets in a DB subnet groups.

HTTP Status Code: 400

### InvalidSubnet

The requested subnet is invalid, or multiple subnets were requested that are not all in a common VPC.

HTTP Status Code: 400

### SubnetAlreadyInUse

The DB subnet is already in use in the Availability Zone.

HTTP Status Code: 400

# Examples

## Example

This example illustrates one usage of `ModifyDBSubnetGroup`.

### Sample Request

```
https://rds.us-east-1.amazonaws.com/
?Action=ModifyDBSubnetGroup
&DBSubnetGroupDescription=A%20new%20Description
&DBSubnetGroupName=myawsuser-sngrip
&SignatureMethod=HmacSHA256
&SignatureVersion=4
&SubnetIds.member.1=subnet-e4d398a1
&SubnetIds.member.2=subnet-c2bdb6ba
&Version=2014-10-31
&X-Amz-Algorithm=AWS4-HMAC-SHA256
&X-Amz-Credential=AKIADQKE4SARGYLE/20140425/us-east-1/rds/aws4_request
&X-Amz-Date=20140425T200214Z
&X-Amz-SignedHeaders=content-type;host;user-agent;x-amz-content-sha256;x-amz-date
&X-Amz-Signature=213c429d925cb1608fc13a1dde48715bcac3b0794536ee90beac34203265f9af
```

### Sample Response

```
<ModifyDBSubnetGroupResponse xmlns="http://rds.amazonaws.com/doc/2014-10-31/">
  <ModifyDBSubnetGroupResult>
    <DBSubnetGroup>
      <VpcId>vpc-33ac97ea</VpcId>
      <SubnetGroupStatus>Complete</SubnetGroupStatus>
      <DBSubnetGroupDescription>A new Description</DBSubnetGroupDescription>
      <DBSubnetGroupName>myawsuser-sngrip</DBSubnetGroupName>
      <Subnets>
        <Subnet>
          <SubnetStatus>Active</SubnetStatus>
          <SubnetIdentifier>subnet-e4d398a1</SubnetIdentifier>
          <SubnetAvailabilityZone>
            <Name>us-east-1b</Name>
            <ProvisionedIopsCapable>>false</ProvisionedIopsCapable>
          </SubnetAvailabilityZone>
        </Subnet>
      </Subnets>
    </DBSubnetGroup>
  </ModifyDBSubnetGroupResult>
</ModifyDBSubnetGroupResponse>
```

```
<Subnet>
  <SubnetStatus>Active</SubnetStatus>
  <SubnetIdentifier>subnet-c2bdb6ba</SubnetIdentifier>
  <SubnetAvailabilityZone>
    <Name>us-east-1c</Name>
    <ProvisionedIopsCapable>>false</ProvisionedIopsCapable>
  </SubnetAvailabilityZone>
</Subnet>
</Subnets>
</DBSubnetGroup>
</ModifyDBSubnetGroupResult>
<ResponseMetadata>
  <RequestId>6dd028be-bba3-11d3-f4c6-37db295f7674</RequestId>
</ResponseMetadata>
</ModifyDBSubnetGroupResponse>
```

## See Also

For more information about using this API in one of the language-specific AWS SDKs, see the following:

- [AWS Command Line Interface](#)
- [AWS SDK for .NET](#)
- [AWS SDK for C++](#)
- [AWS SDK for Go v2](#)
- [AWS SDK for Java V2](#)
- [AWS SDK for JavaScript V3](#)
- [AWS SDK for PHP V3](#)
- [AWS SDK for Python](#)
- [AWS SDK for Ruby V3](#)

# ModifyEventSubscription

Modifies an existing RDS event notification subscription. You can't modify the source identifiers using this call. To change source identifiers for a subscription, use the `AddSourceIdentifierToSubscription` and `RemoveSourceIdentifierFromSubscription` calls.

You can see a list of the event categories for a given source type (`SourceType`) in [Events](#) in the *Amazon RDS User Guide* or by using the `DescribeEventCategories` operation.

## Request Parameters

For information about the parameters that are common to all actions, see [Common Parameters](#).

### SubscriptionName

The name of the RDS event notification subscription.

Type: String

Required: Yes

### Enabled

Specifies whether to activate the subscription.

Type: Boolean

Required: No

### EventCategories.EventCategory.N

A list of event categories for a source type (`SourceType`) that you want to subscribe to. You can see a list of the categories for a given source type in [Events](#) in the *Amazon RDS User Guide* or by using the `DescribeEventCategories` operation.

Type: Array of strings

Required: No

### SnsTopicArn

The Amazon Resource Name (ARN) of the SNS topic created for event notification. The ARN is created by Amazon SNS when you create a topic and subscribe to it.



Type: String

Required: No

### SourceType

The type of source that is generating the events. For example, if you want to be notified of events generated by a DB instance, you would set this parameter to `db-instance`. For RDS Proxy events, specify `db-proxy`. If this value isn't specified, all events are returned.

Valid Values: `db-instance` | `db-cluster` | `db-parameter-group` | `db-security-group` | `db-snapshot` | `db-cluster-snapshot` | `db-proxy` | `zero-etl` | `custom-engine-version` | `blue-green-deployment`

Type: String

Required: No

## Response Elements

The following element is returned by the service.

### EventSubscription

Contains the results of a successful invocation of the `DescribeEventSubscriptions` action.

Type: [EventSubscription](#) object

## Errors

For information about the errors that are common to all actions, see [Common Errors](#).

### EventSubscriptionQuotaExceeded

You have reached the maximum number of event subscriptions.

HTTP Status Code: 400

### SNSInvalidTopic

SNS has responded that there is a problem with the SNS topic specified.

HTTP Status Code: 400

## **SNSNoAuthorization**

You do not have permission to publish to the SNS topic ARN.

HTTP Status Code: 400

## **SNSTopicArnNotFound**

The SNS topic ARN does not exist.

HTTP Status Code: 404

## **SubscriptionCategoryNotFound**

The supplied category does not exist.

HTTP Status Code: 404

## **SubscriptionNotFound**

The subscription name does not exist.

HTTP Status Code: 404

## **Examples**

### **Example**

This example illustrates one usage of `ModifyEventSubscription`.

### **Sample Request**

```
https://rds.us-west-2.amazonaws.com/  
  ?Action=ModifyEventSubscription  
  &Enabled=true  
  &EventCategories.member.1=creation  
  &EventCategories.member.2=deletion  
  &EventCategories.member.3=failover  
  &SignatureMethod=HmacSHA256  
  &SignatureVersion=4  
  &SnsTopicArn=arn%3Aaws%3Asns%3Aus-west-2%3A802#####%3Amy-rds-events  
  &SourceIds.member.1=myexampleddb&SourceType=db-instance  
  &SubscriptionName=ES-myuser01
```

```

&Version=2014-10-31
&X-Amz-Algorithm=AWS4-HMAC-SHA256
&X-Amz-Credential=AKIADQKE4SARGYLE/20140428/us-west-2/rds/aws4_request
&X-Amz-Date=20140428T183020Z
&X-Amz-SignedHeaders=content-type;host;user-agent;x-amz-content-sha256;x-amz-date
&X-Amz-Signature=3d85bdfaf13861e93a9528824d9876ed87e6e01aaf43a962ce6f2a39247cf33a

```

## Sample Response

```

<ModifyEventSubscriptionResponse xmlns="http://rds.amazonaws.com/doc/2014-10-31/">
  <ModifyEventSubscriptionResult>
    <EventSubscription>
      <CustomerAwsId>802#####</CustomerAwsId>
      <Enabled>>true</Enabled>
      <SourceType>db-instance</SourceType>
      <Status>modifying</Status>
      <SourceIdsList>
        <SourceId>myexampledb</SourceId>
      </SourceIdsList>
      <SubscriptionCreationTime>2014-04-28 18:24:52.735</SubscriptionCreationTime>
      <EventCategoriesList>
        <EventCategory>creation</EventCategory>
        <EventCategory>deletion</EventCategory>
        <EventCategory>failover</EventCategory>
      </EventCategoriesList>
      <CustSubscriptionId>ES-myuser01</CustSubscriptionId>
      <SnsTopicArn>arn:aws:sns:us-west-2:802#####:my-rds-events</SnsTopicArn>
    </EventSubscription>
  </ModifyEventSubscriptionResult>
  <ResponseMetadata>
    <RequestId>1798605b-be02-11d3-f73c-899ec2766c3b</RequestId>
  </ResponseMetadata>
</ModifyEventSubscriptionResponse>

```

## See Also

For more information about using this API in one of the language-specific AWS SDKs, see the following:

- [AWS Command Line Interface](#)
- [AWS SDK for .NET](#)

- [AWS SDK for C++](#)
- [AWS SDK for Go v2](#)
- [AWS SDK for Java V2](#)
- [AWS SDK for JavaScript V3](#)
- [AWS SDK for PHP V3](#)
- [AWS SDK for Python](#)
- [AWS SDK for Ruby V3](#)

# ModifyGlobalCluster

Modifies a setting for an Amazon Aurora global database cluster. You can change one or more database configuration parameters by specifying these parameters and the new values in the request. For more information on Amazon Aurora, see [What is Amazon Aurora?](#) in the *Amazon Aurora User Guide*.

## Note

This operation only applies to Aurora global database clusters.

## Request Parameters

For information about the parameters that are common to all actions, see [Common Parameters](#).

### AllowMajorVersionUpgrade

Specifies whether to allow major version upgrades.

Constraints: Must be enabled if you specify a value for the `EngineVersion` parameter that's a different major version than the global cluster's current version.

If you upgrade the major version of a global database, the cluster and DB instance parameter groups are set to the default parameter groups for the new version. Apply any custom parameter groups after completing the upgrade.

Type: Boolean

Required: No

### DeletionProtection

Specifies whether to enable deletion protection for the global database cluster. The global database cluster can't be deleted when deletion protection is enabled.

Type: Boolean

Required: No

### EngineVersion

The version number of the database engine to which you want to upgrade.

To list all of the available engine versions for `aurora-mysql` (for MySQL-based Aurora global databases), use the following command:

```
aws rds describe-db-engine-versions --engine aurora-mysql --query '*[]|
[?SupportsGlobalDatabases == `true`].[EngineVersion]'
```

To list all of the available engine versions for `aurora-postgresql` (for PostgreSQL-based Aurora global databases), use the following command:

```
aws rds describe-db-engine-versions --engine aurora-postgresql --query
'*[]| [?SupportsGlobalDatabases == `true`].[EngineVersion]'
```

Type: String

Required: No

### **GlobalClusterIdentifier**

The cluster identifier for the global cluster to modify. This parameter isn't case-sensitive.

Constraints:

- Must match the identifier of an existing global database cluster.

Type: String

Required: No

### **NewGlobalClusterIdentifier**

The new cluster identifier for the global database cluster. This value is stored as a lowercase string.

Constraints:

- Must contain from 1 to 63 letters, numbers, or hyphens.
- The first character must be a letter.
- Can't end with a hyphen or contain two consecutive hyphens.

Example: `my-cluster2`

Type: String

Required: No

## Response Elements

The following element is returned by the service.

### GlobalCluster

A data type representing an Aurora global database.

Type: [GlobalCluster](#) object

## Errors

For information about the errors that are common to all actions, see [Common Errors](#).

### GlobalClusterNotFoundFault

The `GlobalClusterIdentifier` doesn't refer to an existing global database cluster.

HTTP Status Code: 404

### InvalidDBClusterStateFault

The requested operation can't be performed while the cluster is in this state.

HTTP Status Code: 400

### InvalidDBInstanceState

The DB instance isn't in a valid state.

HTTP Status Code: 400

### InvalidGlobalClusterStateFault

The global cluster is in an invalid state and can't perform the requested operation.

HTTP Status Code: 400

## See Also

For more information about using this API in one of the language-specific AWS SDKs, see the following:

- [AWS Command Line Interface](#)
- [AWS SDK for .NET](#)
- [AWS SDK for C++](#)
- [AWS SDK for Go v2](#)
- [AWS SDK for Java V2](#)
- [AWS SDK for JavaScript V3](#)
- [AWS SDK for PHP V3](#)
- [AWS SDK for Python](#)
- [AWS SDK for Ruby V3](#)



# ModifyIntegration

Modifies a zero-ETL integration with Amazon Redshift.

## Note

Currently, you can only modify integrations that have Aurora MySQL source DB clusters. Integrations with Aurora PostgreSQL and RDS sources currently don't support modifying the integration.

## Request Parameters

For information about the parameters that are common to all actions, see [Common Parameters](#).

### IntegrationIdentifier

The unique identifier of the integration to modify.

Type: String

Length Constraints: Minimum length of 1. Maximum length of 255.

Pattern: `[a-zA-Z0-9_:\-\/]+`

Required: Yes

### DataFilter

A new data filter for the integration. For more information, see [Data filtering for Aurora zero-ETL integrations with Amazon Redshift](#).

Type: String

Length Constraints: Minimum length of 1. Maximum length of 25600.

Pattern: `[a-zA-Z0-9_ "\\\-$, * . : ? + \\/]*`

Required: No

### Description

A new description for the integration.

Type: String

Length Constraints: Minimum length of 0. Maximum length of 1000.

Pattern: .\*

Required: No

### IntegrationName

A new name for the integration.

Type: String

Length Constraints: Minimum length of 1. Maximum length of 63.

Pattern: [a-zA-Z][a-zA-Z0-9]\*(-[a-zA-Z0-9]+)\*

Required: No

## Response Elements

The following elements are returned by the service.

**AdditionalEncryptionContext** , AdditionalEncryptionContext.entry.N.key (key),  
AdditionalEncryptionContext.entry.N.value (value)

The encryption context for the integration. For more information, see [Encryption context](#) in the *AWS Key Management Service Developer Guide*.

Type: String to string map

### CreateTime

The time when the integration was created, in Universal Coordinated Time (UTC).

Type: Timestamp

### DataFilter

Data filters for the integration. These filters determine which tables from the source database are sent to the target Amazon Redshift data warehouse.

Type: String

Length Constraints: Minimum length of 1. Maximum length of 25600.

Pattern: `[a-zA-Z0-9_ "\\\-$,*. :?+\\/*]`

### Description

A description of the integration.

Type: String

Length Constraints: Minimum length of 0. Maximum length of 1000.

Pattern: `.*`

### Errors.IntegrationError.N

Any errors associated with the integration.

Type: Array of [IntegrationError](#) objects

### IntegrationArn

The ARN of the integration.

Type: String

Length Constraints: Minimum length of 1. Maximum length of 255.

Pattern: `arn:aws[a-z\-*]:rds(-[a-z]*)?:[a-z0-9\-*]:[0-9]*:integration:[0-9a-f]{8}-[0-9a-f]{4}-[0-9a-f]{4}-[0-9a-f]{4}-[0-9a-f]{12}`

### IntegrationName

The name of the integration.

Type: String

Length Constraints: Minimum length of 1. Maximum length of 63.

Pattern: `[a-zA-Z][a-zA-Z0-9]*(-[a-zA-Z0-9]+)*`

### KMSKeyId

The AWS Key Management System (AWS KMS) key identifier for the key used to to encrypt the integration.

Type: String

## SourceArn

The Amazon Resource Name (ARN) of the database used as the source for replication.

Type: String

Length Constraints: Minimum length of 1. Maximum length of 255.

Pattern: `arn:aws[a-z\-*]:rds(-[a-z]*)?:[a-z0-9\-*]:[0-9]*:(cluster|db):[a-z][a-z0-9]*(-[a-z0-9]+)*`

## Status

The current status of the integration.

Type: String

Valid Values: `creating | active | modifying | failed | deleting | syncing | needs_attention`

## Tags.Tag.N

A list of tags. For more information, see [Tagging Amazon RDS Resources](#) in the *Amazon RDS User Guide*.

Type: Array of [Tag](#) objects

## TargetArn

The ARN of the Redshift data warehouse used as the target for replication.

Type: String

Length Constraints: Minimum length of 20. Maximum length of 2048.

## Errors

For information about the errors that are common to all actions, see [Common Errors](#).

## IntegrationConflictOperationFault

A conflicting conditional operation is currently in progress against this resource. Typically occurs when there are multiple requests being made to the same resource at the same time, and these requests conflict with each other.

HTTP Status Code: 400

### **IntegrationNotFoundFault**

The specified integration could not be found.

HTTP Status Code: 404

### **InvalidIntegrationStateFault**

The integration is in an invalid state and can't perform the requested operation.

HTTP Status Code: 400

## **Examples**

### **Example**

This example illustrates one usage of `ModifyIntegration`.

#### **Sample Request**

```
https://rds.us-east-1.amazonaws.com/  
  ?Action=ModifyIntegration  
  &IntegrationIdentifier=a1b2c3d4-5678-90ab-cdef-EXAMPLE11111  
  &IntegrationName=my-renamed-integration  
  &SignatureMethod=HmacSHA256  
  &SignatureVersion=4  
  &Version=2014-10-31  
  &X-Amz-Algorithm=AWS4-HMAC-SHA256  
  &X-Amz-Credential=AKIADQKE4SARGYLE/20140428/us-east-1/rds/aws4_request  
  &X-Amz-Date=20140428T183020Z  
  &X-Amz-SignedHeaders=content-type;host;user-agent;x-amz-content-sha256;x-amz-date  
  &X-Amz-Signature=3d85bdfaf13861e93a9528824d9876ed87e6e01aaf43a962ce6f2a39247cf33a
```

#### **Sample Response**

```
<ModifyIntegrationResponse xmlns="http://rds.amazonaws.com/doc/2014-10-31/">  
  <ModifyIntegrationResult>  
    <SourceArn>arn:aws:rds:us-east-1:123456789012:cluster:my-cluster</SourceArn>  
    <IntegrationName>my-renamed-integration</IntegrationName>
```

```
<IntegrationArn>arn:aws:rds:us-east-1:123456789012:integration:a1b2c3d4-5678-90ab-cdef-EXAMPLE11111</IntegrationArn>
  <TargetArn>arn:aws:redshift-serverless:us-east-1:123456789012:namespace/a1b2c3d4-5678-90ab-cdef-EXAMPLE22222</TargetArn>
  <Tags/>
  <DataFilter>include: *.*</DataFilter>
  <CreateTime>2023-12-28T17:20:20.629Z</CreateTime>
  <KMSKeyId>arn:aws:kms:us-east-1:123456789012:key/a1b2c3d4-5678-90ab-cdef-EXAMPLEEaaaaa</KMSKeyId>
  <Status>active</Status>
</ModifyIntegrationResult>
<ResponseMetadata>
  <RequestId>7581f213-c5a1-42a5-b2cd-e151a1e1c129</RequestId>
</ResponseMetadata>
</ModifyIntegrationResponse>
```

## See Also

For more information about using this API in one of the language-specific AWS SDKs, see the following:

- [AWS Command Line Interface](#)
- [AWS SDK for .NET](#)
- [AWS SDK for C++](#)
- [AWS SDK for Go v2](#)
- [AWS SDK for Java V2](#)
- [AWS SDK for JavaScript V3](#)
- [AWS SDK for PHP V3](#)
- [AWS SDK for Python](#)
- [AWS SDK for Ruby V3](#)

# ModifyOptionGroup

Modifies an existing option group.

## Request Parameters

For information about the parameters that are common to all actions, see [Common Parameters](#).

### OptionGroupName

The name of the option group to be modified.

Permanent options, such as the TDE option for Oracle Advanced Security TDE, can't be removed from an option group, and that option group can't be removed from a DB instance once it is associated with a DB instance

Type: String

Required: Yes

### ApplyImmediately

Specifies whether to apply the change immediately or during the next maintenance window for each instance associated with the option group.

Type: Boolean

Required: No

### OptionsToInclude.OptionConfiguration.N

Options in this list are added to the option group or, if already present, the specified configuration is used to update the existing configuration.

Type: Array of [OptionConfiguration](#) objects

Required: No

### OptionsToRemove.member.N

Options in this list are removed from the option group.

Type: Array of strings

Required: No

## Response Elements

The following element is returned by the service.

### OptionGroup

Type: [OptionGroup](#) object

## Errors

For information about the errors that are common to all actions, see [Common Errors](#).

### InvalidOptionGroupStateFault

The option group isn't in the *available* state.

HTTP Status Code: 400

### OptionGroupNotFoundFault

The specified option group could not be found.

HTTP Status Code: 404

## Examples

### Example

This example illustrates one usage of `ModifyOptionGroup`.

### Sample Request

```
https://rds.us-east-1.amazonaws.com/  
?Action=ModifyOptionGroup  
&ApplyImmediately=true  
&OptionGroupName=myawsuser-og02  
&OptionsToInclude.member.1.DBSecurityGroupMemberships.member.1=default
```



```

&OptionsToInclude.member.1.OptionName=MEMCACHED
&SignatureMethod=HmacSHA256
&SignatureVersion=4
&Version=2014-10-31
&X-Amz-Algorithm=AWS4-HMAC-SHA256
&X-Amz-Credential=AKIADQKE4SARGYLE/20140501/us-east-1/rds/aws4_request
&X-Amz-Date=20140501T230529Z
&X-Amz-SignedHeaders=content-type;host;user-agent;x-amz-content-sha256;x-amz-date
&X-Amz-Signature=4b278baae6294738704a9948e355af0e9bd4fa0913d5b35b0a9a3c916925aced

```

## Sample Response

```

<ModifyOptionGroupResponse xmlns="http://rds.amazonaws.com/doc/2014-10-31/">
  <ModifyOptionGroupResult>
    <OptionGroup>
      <OptionGroupName>myawsuser-og02</OptionGroupName>
      <MajorEngineVersion>5.6</MajorEngineVersion>
      <AllowsVpcAndNonVpcInstanceMemberships>>false</
AllowsVpcAndNonVpcInstanceMemberships>
      <EngineName>mysql</EngineName>
      <OptionGroupDescription>my second og</OptionGroupDescription>
      <Options>
        <Option>
          <Port>11211</Port>
          <OptionName>MEMCACHED</OptionName>
          <OptionDescription>InnoDB Memcached for MySQL</OptionDescription>
          <Persistent>>false</Persistent>
          <OptionSettings>
            <OptionSetting>
              <DataType>BOOLEAN</DataType>
              <IsModifiable>>true</IsModifiable>
              <IsCollection>>false</IsCollection>
              <Description>If enabled when there is no more memory to store items,
memcached will return an error rather than evicting items.</Description>
              <Name>ERROR_ON_MEMORY_EXHAUSTED</Name>
              <Value>0</Value>
              <ApplyType>STATIC</ApplyType>
              <AllowedValues>0,1</AllowedValues>
              <DefaultValue>0</DefaultValue>
            </OptionSetting>
            <OptionSetting>
              <DataType>INTEGER</DataType>

```

```

        <IsModifiable>true</IsModifiable>
        <IsCollection>>false</IsCollection>
        <Description>The backlog queue configures how many network connections
can be waiting to be processed by memcached</Description>
        <Name>BACKLOG_QUEUE_LIMIT</Name>
        <Value>1024</Value>
        <ApplyType>STATIC</ApplyType>
        <AllowedValues>1-2048</AllowedValues>
        <DefaultValue>1024</DefaultValue>
    </OptionSetting>
</OptionSettings>
<VpcSecurityGroupMemberships/>
<Permanent>>false</Permanent>
<DBSecurityGroupMemberships>
    <DBSecurityGroup>
        <Status>authorized</Status>
        <DBSecurityGroupName>default</DBSecurityGroupName>
    </DBSecurityGroup>
</DBSecurityGroupMemberships>
</Option>
</Options>
</OptionGroup>
</ModifyOptionGroupResult>
<ResponseMetadata>
    <RequestId>073cfb45-c184-11d3-a537-cef97546330c</RequestId>
</ResponseMetadata>
</ModifyOptionGroupResponse>

```

## Example

This example illustrates one usage of `ModifyOptionGroup`.

## Sample Request

```

https://rds.us-east-1.amazonaws.com/
?Action=ModifyOptionGroup
&ApplyImmediately=true
&OptionGroupName=myawsuser-og02
&OptionsToRemove.OptionName=MEMCACHED
&SignatureMethod=HmacSHA256
&SignatureVersion=4
&Version=2014-10-31

```

```
&X-Amz-Algorithm=AWS4-HMAC-SHA256
&X-Amz-Credential=AKIADQKE4SARGYLE/20140501/us-east-1/rds/aws4_request
&X-Amz-Date=20140501T231731Z
&X-Amz-SignedHeaders=content-type;host;user-agent;x-amz-content-sha256;x-amz-date
&X-Amz-Signature=fd7ee924d39f1014488eb3444a8fdfb028e958b97703f95845a5addc435c1399
```

## Sample Response

```
<ModifyOptionGroupResponse xmlns="http://rds.amazonaws.com/doc/2014-10-31/">
  <ModifyOptionGroupResult>
    <OptionGroup>
      <OptionGroupName>myawsuser-og02</OptionGroupName>
      <AllowsVpcAndNonVpcInstanceMemberships>true</
AllowsVpcAndNonVpcInstanceMemberships>
      <MajorEngineVersion>5.6</MajorEngineVersion>
      <EngineName>mysql</EngineName>
      <OptionGroupDescription>my second og</OptionGroupDescription>
      <Options/>
    </OptionGroup>
  </ModifyOptionGroupResult>
  <ResponseMetadata>
    <RequestId>b5f134f3-c185-11d3-f4c6-37db295f7674</RequestId>
  </ResponseMetadata>
</ModifyOptionGroupResponse>
```

## See Also

For more information about using this API in one of the language-specific AWS SDKs, see the following:

- [AWS Command Line Interface](#)
- [AWS SDK for .NET](#)
- [AWS SDK for C++](#)
- [AWS SDK for Go v2](#)
- [AWS SDK for Java V2](#)
- [AWS SDK for JavaScript V3](#)
- [AWS SDK for PHP V3](#)
- [AWS SDK for Python](#)

- [AWS SDK for Ruby V3](#)

# ModifyTenantDatabase

Modifies an existing tenant database in a DB instance. You can change the tenant database name or the master user password. This operation is supported only for RDS for Oracle CDB instances using the multi-tenant configuration.

## Request Parameters

For information about the parameters that are common to all actions, see [Common Parameters](#).

### DBInstanceIdentifier

The identifier of the DB instance that contains the tenant database that you are modifying. This parameter isn't case-sensitive.

Constraints:

- Must match the identifier of an existing DB instance.

Type: String

Required: Yes

### TenantDBName

The user-supplied name of the tenant database that you want to modify. This parameter isn't case-sensitive.

Constraints:

- Must match the identifier of an existing tenant database.

Type: String

Required: Yes

### MasterUserPassword

The new password for the master user of the specified tenant database in your DB instance.

#### Note

Amazon RDS operations never return the password, so this action provides a way to regain access to a tenant database user if the password is lost. This includes restoring privileges that might have been accidentally revoked.

**Constraints:**

- Can include any printable ASCII character except /, " (double quote), @, & (ampersand), and ' (single quote).

**Length constraints:**

- Must contain between 8 and 30 characters.

Type: String

Required: No

**NewTenantDBName**

The new name of the tenant database when renaming a tenant database. This parameter isn't case-sensitive.

**Constraints:**

- Can't be the string null or any other reserved word.
- Can't be longer than 8 characters.

Type: String

Required: No

**Response Elements**

The following element is returned by the service.

**TenantDatabase**

A tenant database in the DB instance. This data type is an element in the response to the DescribeTenantDatabases action.

Type: [TenantDatabase](#) object

**Errors**

For information about the errors that are common to all actions, see [Common Errors](#).

## **DBInstanceNotFound**

`DBInstanceIdentifier` doesn't refer to an existing DB instance.

HTTP Status Code: 404

## **InvalidDBInstanceState**

The DB instance isn't in a valid state.

HTTP Status Code: 400

## **TenantDatabaseAlreadyExists**

You attempted to either create a tenant database that already exists or modify a tenant database to use the name of an existing tenant database.

HTTP Status Code: 400

## **TenantDatabaseNotFound**

The specified tenant database wasn't found in the DB instance.

HTTP Status Code: 404

## **See Also**

For more information about using this API in one of the language-specific AWS SDKs, see the following:

- [AWS Command Line Interface](#)
- [AWS SDK for .NET](#)
- [AWS SDK for C++](#)
- [AWS SDK for Go v2](#)
- [AWS SDK for Java V2](#)
- [AWS SDK for JavaScript V3](#)
- [AWS SDK for PHP V3](#)
- [AWS SDK for Python](#)
- [AWS SDK for Ruby V3](#)

# PromoteReadReplica

Promotes a read replica DB instance to a standalone DB instance.

## Note

- Backup duration is a function of the amount of changes to the database since the previous backup. If you plan to promote a read replica to a standalone instance, we recommend that you enable backups and complete at least one backup prior to promotion. In addition, a read replica cannot be promoted to a standalone instance when it is in the backing-up status. If you have enabled backups on your read replica, configure the automated backup window so that daily backups do not interfere with read replica promotion.
- This command doesn't apply to Aurora MySQL, Aurora PostgreSQL, or RDS Custom.

## Request Parameters

For information about the parameters that are common to all actions, see [Common Parameters](#).

### DBInstanceIdentifier

The DB instance identifier. This value is stored as a lowercase string.

Constraints:

- Must match the identifier of an existing read replica DB instance.

Example: mydbinstance

Type: String

Required: Yes

### BackupRetentionPeriod

The number of days for which automated backups are retained. Setting this parameter to a positive number enables backups. Setting this parameter to 0 disables automated backups.

Default: 1



**Constraints:**

- Must be a value from 0 to 35.
- Can't be set to 0 if the DB instance is a source to read replicas.

Type: Integer

Required: No

**PreferredBackupWindow**

The daily time range during which automated backups are created if automated backups are enabled, using the `BackupRetentionPeriod` parameter.

The default is a 30-minute window selected at random from an 8-hour block of time for each AWS Region. To see the time blocks available, see [Adjusting the Preferred Maintenance Window](#) in the *Amazon RDS User Guide*.

**Constraints:**

- Must be in the format `hh24:mi-hh24:mi`.
- Must be in Universal Coordinated Time (UTC).
- Must not conflict with the preferred maintenance window.
- Must be at least 30 minutes.

Type: String

Required: No

**Response Elements**

The following element is returned by the service.

**DBInstance**

Contains the details of an Amazon RDS DB instance.

This data type is used as a response element in the operations `CreateDBInstance`, `CreateDBInstanceReadReplica`, `DeleteDBInstance`, `DescribeDBInstances`, `ModifyDBInstance`, `PromoteReadReplica`, `RebootDBInstance`,

RestoreDBInstanceFromDBSnapshot, RestoreDBInstanceFromS3, RestoreDBInstanceToPointInTime, StartDBInstance, and StopDBInstance.

Type: [DBInstance](#) object

## Errors

For information about the errors that are common to all actions, see [Common Errors](#).

### DBInstanceNotFound

DBInstanceIdentifier doesn't refer to an existing DB instance.

HTTP Status Code: 404

### InvalidDBInstanceState

The DB instance isn't in a valid state.

HTTP Status Code: 400

## Examples

### Example

This example illustrates one usage of PromoteReadReplica.

### Sample Request

```
https://rds.us-east-1.amazonaws.com/  
  ?Action=PromoteReadReplica  
  &BackupRetentionPeriod=7  
  &DBInstanceIdentifier=mysqlldb-rr  
  &SignatureMethod=HmacSHA256  
  &SignatureVersion=4  
  &Version=2014-10-31  
  &X-Amz-Algorithm=AWS4-HMAC-SHA256  
  &X-Amz-Credential=AKIADQKE4SARGYLE/20140428/us-east-1/rds/aws4_request  
  &X-Amz-Date=20140428T221536Z  
  &X-Amz-SignedHeaders=content-type;host;user-agent;x-amz-content-sha256;x-amz-date  
  &X-Amz-Signature=c0b2cfc3db8334b6ef86922f664e05ab306754e30e408d9fd3c8e58069a9b386
```

## Sample Response

```
<PromoteReadReplicaResponse xmlns="http://rds.amazonaws.com/doc/2014-10-31/">
  <PromoteReadReplicaResult>
    <DBInstance>
      <BackupRetentionPeriod>0</BackupRetentionPeriod>
      <DBInstanceStatus>modifying</DBInstanceStatus>
      <MultiAZ>>false</MultiAZ>
      <VpcSecurityGroups/>
      <DBInstanceIdentifier>mysqldb-rr</DBInstanceIdentifier>
      <PreferredBackupWindow>08:25-08:55</PreferredBackupWindow>
      <PreferredMaintenanceWindow>fri:04:50-fri:05:20</PreferredMaintenanceWindow>
      <StatusInfos>
        <DBInstanceStatusInfo>
          <Status>replicating</Status>
          <StatusType>read replication</StatusType>
          <Normal>>true</Normal>
        </DBInstanceStatusInfo>
      </StatusInfos>
      <AvailabilityZone>us-east-1a</AvailabilityZone>
      <ReadReplicaDBInstanceIdentifiers/>
      <Engine>mysql</Engine>
      <PendingModifiedValues>
        <BackupRetentionPeriod>7</BackupRetentionPeriod>
      </PendingModifiedValues>
      <LicenseModel>general-public-license</LicenseModel>
      <DBParameterGroups>
        <DBParameterGroup>
          <ParameterApplyStatus>in-sync</ParameterApplyStatus>
          <DBParameterGroupName>default.mysql5.6</DBParameterGroupName>
        </DBParameterGroup>
      </DBParameterGroups>
      <Endpoint>
        <Port>3306</Port>
        <Address>mysqldb-rr.cg029hpkxcjt.us-east-1.rds.amazonaws.com</Address>
      </Endpoint>
      <EngineVersion>5.6.13</EngineVersion>
      <ReadReplicaSourceDBInstanceIdentifier>mysqldb</
ReadReplicaSourceDBInstanceIdentifier>
      <OptionGroupMemberships>
        <OptionGroupMembership>
          <OptionGroupName>default:mysql-5-6</OptionGroupName>
          <Status>in-sync</Status>
        </OptionGroupMembership>
      </OptionGroupMemberships>
    </DBInstance>
  </PromoteReadReplicaResult>
</PromoteReadReplicaResponse>
```

```
    </OptionGroupMembership>
  </OptionGroupMemberships>
  <PubliclyAccessible>true</PubliclyAccessible>
  <DBSecurityGroups>
    <DBSecurityGroup>
      <Status>active</Status>
      <DBSecurityGroupName>default</DBSecurityGroupName>
    </DBSecurityGroup>
  </DBSecurityGroups>
  <AutoMinorVersionUpgrade>true</AutoMinorVersionUpgrade>
  <DBName>mysqldb</DBName>
  <InstanceCreateTime>2014-04-25T17:12:34.460Z</InstanceCreateTime>
  <AllocatedStorage>100</AllocatedStorage>
  <DBInstanceClass>db.m1.medium</DBInstanceClass>
  <MasterUsername>myawsuser</MasterUsername>
</DBInstance>
</PromoteReadReplicaResult>
<ResponseMetadata>
  <RequestId>8e8c0d64-be21-11d3-a71c-13dc2f771e41</RequestId>
</ResponseMetadata>
</PromoteReadReplicaResponse>
```

## See Also

For more information about using this API in one of the language-specific AWS SDKs, see the following:

- [AWS Command Line Interface](#)
- [AWS SDK for .NET](#)
- [AWS SDK for C++](#)
- [AWS SDK for Go v2](#)
- [AWS SDK for Java V2](#)
- [AWS SDK for JavaScript V3](#)
- [AWS SDK for PHP V3](#)
- [AWS SDK for Python](#)
- [AWS SDK for Ruby V3](#)

# PromoteReadReplicaDBCluster

Promotes a read replica DB cluster to a standalone DB cluster.

## Request Parameters

For information about the parameters that are common to all actions, see [Common Parameters](#).

### DBClusterIdentifier

The identifier of the DB cluster read replica to promote. This parameter isn't case-sensitive.

Constraints:

- Must match the identifier of an existing DB cluster read replica.

Example: `my-cluster-replica1`

Type: String

Required: Yes

## Response Elements

The following element is returned by the service.

### DBCluster

Contains the details of an Amazon Aurora DB cluster or Multi-AZ DB cluster.

For an Amazon Aurora DB cluster, this data type is used as a response element in the operations `CreateDBCluster`, `DeleteDBCluster`, `DescribeDBClusters`, `FailoverDBCluster`, `ModifyDBCluster`, `PromoteReadReplicaDBCluster`, `RestoreDBClusterFromS3`, `RestoreDBClusterFromSnapshot`, `RestoreDBClusterToPointInTime`, `StartDBCluster`, and `StopDBCluster`.

For a Multi-AZ DB cluster, this data type is used as a response element in the operations `CreateDBCluster`, `DeleteDBCluster`, `DescribeDBClusters`, `FailoverDBCluster`, `ModifyDBCluster`, `RebootDBCluster`, `RestoreDBClusterFromSnapshot`, and `RestoreDBClusterToPointInTime`.

For more information on Amazon Aurora DB clusters, see [What is Amazon Aurora?](#) in the *Amazon Aurora User Guide*.

For more information on Multi-AZ DB clusters, see [Multi-AZ deployments with two readable standby DB instances](#) in the *Amazon RDS User Guide*.

Type: [DBCluster](#) object

## Errors

For information about the errors that are common to all actions, see [Common Errors](#).

### **DBClusterNotFoundFault**

`DBClusterIdentifier` doesn't refer to an existing DB cluster.

HTTP Status Code: 404

### **InvalidDBClusterStateFault**

The requested operation can't be performed while the cluster is in this state.

HTTP Status Code: 400

## Examples

### **Example**

This example illustrates one usage of `PromoteReadReplicaDBCluster`.

### **Sample Request**

```
https://rds.us-east-1.amazonaws.com/  
  ?Action=PromoteReadReplicaDBCluster  
  &DBClusterIdentifier=my-cluster-replica1  
  &SignatureMethod=HmacSHA256  
  &SignatureVersion=4  
  &Version=2014-10-31  
  &X-Amz-Algorithm=AWS4-HMAC-SHA256  
  &X-Amz-Credential=AKIADQKE4SARGYLE/20160328/us-east-1/rds/aws4_request
```

```
&X-Amz-Date=20160328T221226Z
&X-Amz-SignedHeaders=content-type;host;user-agent;x-amz-content-sha256;x-amz-date
&X-Amz-Signature=e2b2cfc3db7766b6ef86922f664e05ab306754e30e408d9fd3c8e58069a9b386
```

## Sample Response

```
<PromoteReadReplicaDBClusterResponse xmlns="http://rds.amazonaws.com/doc/2014-10-31/">
  <PromoteReadReplicaDBClusterResult>
    <DBCluster>
      <Port>3306</Port>
      <Engine>aurora</Engine>
      <Status>creating</Status>
      <BackupRetentionPeriod>1</BackupRetentionPeriod>
      <VpcSecurityGroups>
        <VpcSecurityGroupMembership>
          <Status>active</Status>
          <VpcSecurityGroupId>sg-2103dc23</VpcSecurityGroupId>
        </VpcSecurityGroupMembership>
      </VpcSecurityGroups>
      <DBSubnetGroup>default</DBSubnetGroup>
      <EngineVersion>5.6.10a</EngineVersion>
      <Endpoint>sample-cluster.cluster-ctrayan0rynq.us-east-1.rds.amazonaws.com</
Endpoint>
      <DBClusterParameterGroup>default.aurora5.6</DBClusterParameterGroup>
      <AvailabilityZones>
        <AvailabilityZone>us-east-1a</AvailabilityZone>
        <AvailabilityZone>us-east-1c</AvailabilityZone>
        <AvailabilityZone>us-east-1e</AvailabilityZone>
      </AvailabilityZones>
      <DBClusterIdentifier>my-cluster-replica1</DBClusterIdentifier>
      <PreferredBackupWindow>04:22-04:52</PreferredBackupWindow>
      <PreferredMaintenanceWindow>fri:06:44-fri:07:14</PreferredMaintenanceWindow>
      <DBClusterMembers>
        <DBClusterMember>
          <IsClusterWriter>true</IsClusterWriter>
          <DBInstanceIdentifier>my-cluster1-master</DBInstanceIdentifier>
        </DBClusterMember>
        <DBClusterMember>
          <IsClusterWriter>false</IsClusterWriter>
          <DBInstanceIdentifier>my-cluster1-read1</DBInstanceIdentifier>
        </DBClusterMember>
      </DBClusterMembers>
    </DBCluster>
  </PromoteReadReplicaDBClusterResult>
</PromoteReadReplicaDBClusterResponse>
```

```
</DBClusterMembers>
  <AllocatedStorage>1</AllocatedStorage>
  <MasterUsername>myawsuser</MasterUsername>
</DBCluster>
</PromoteReadReplicaDBClusterResult>
<ResponseMetadata>
  <RequestId>8e8c0d64-be21-11d3-a71c-13dc2f771e41</RequestId>
</ResponseMetadata>
</PromoteReadReplicaDBClusterResponse>
```

## See Also

For more information about using this API in one of the language-specific AWS SDKs, see the following:

- [AWS Command Line Interface](#)
- [AWS SDK for .NET](#)
- [AWS SDK for C++](#)
- [AWS SDK for Go v2](#)
- [AWS SDK for Java V2](#)
- [AWS SDK for JavaScript V3](#)
- [AWS SDK for PHP V3](#)
- [AWS SDK for Python](#)
- [AWS SDK for Ruby V3](#)



# PurchaseReservedDBInstancesOffering

Purchases a reserved DB instance offering.

## Request Parameters

For information about the parameters that are common to all actions, see [Common Parameters](#).

### ReservedDBInstancesOfferingId

The ID of the Reserved DB instance offering to purchase.

Example: 438012d3-4052-4cc7-b2e3-8d3372e0e706

Type: String

Required: Yes

### DBInstanceCount

The number of instances to reserve.

Default: 1

Type: Integer

Required: No

### ReservedDBInstanceid

Customer-specified identifier to track this reservation.

Example: myreservationID

Type: String

Required: No

### Tags.Tag.N

A list of tags. For more information, see [Tagging Amazon RDS Resources](#) in the *Amazon RDS User Guide*.

Type: Array of [Tag](#) objects

Required: No

## Response Elements

The following element is returned by the service.

### ReservedDBInstance

This data type is used as a response element in the `DescribeReservedDBInstances` and `PurchaseReservedDBInstancesOffering` actions.

Type: [ReservedDBInstance](#) object

## Errors

For information about the errors that are common to all actions, see [Common Errors](#).

### ReservedDBInstanceAlreadyExists

User already has a reservation with the given identifier.

HTTP Status Code: 404

### ReservedDBInstanceQuotaExceeded

Request would exceed the user's DB Instance quota.

HTTP Status Code: 400

### ReservedDBInstancesOfferingNotFound

Specified offering does not exist.

HTTP Status Code: 404

## Examples

### Example

This example illustrates one usage of `PurchaseReservedDBInstancesOffering`.

### Sample Request

```

https://rds.us-east-1.amazonaws.com/
?Action=PurchaseReservedDBInstancesOffering
&ReservedDBInstanceId=myreservationID
&ReservedDBInstancesOfferingId=438012d3-4052-4cc7-b2e3-8d3372e0e706
&DBInstanceCount=10
&SignatureMethod=HmacSHA256
&SignatureVersion=4
&Version=2014-10-31
&X-Amz-Algorithm=AWS4-HMAC-SHA256
&X-Amz-Credential=AKIADQKE4SARGYLE/20140415/us-east-1/rds/aws4_request
&X-Amz-Date=20140415T232655Z
&X-Amz-SignedHeaders=content-type;host;user-agent;x-amz-content-sha256;x-amz-date
&X-Amz-Signature=c2ac761e8c8f54a8c0727f5a87ad0a766fbb0024510b9aa34ea6d1f7df52fb11

```

## Sample Response

```

<PurchaseReservedDBInstancesOfferingResponse xmlns="http://rds.amazonaws.com/doc/2014-10-31/">
  <PurchaseReservedDBInstancesOfferingResult>
    <ReservedDBInstance>
      <OfferingType>Partial Upfront</OfferingType>
      <CurrencyCode>USD</CurrencyCode>
      <RecurringCharges/>
      <ProductDescription>mysql</ProductDescription>
      <ReservedDBInstancesOfferingId>438012d3-4052-4cc7-b2e3-8d3372e0e706</
ReservedDBInstancesOfferingId>
      <MultiAZ>>true</MultiAZ>
      <State>payment-pending</State>
      <ReservedDBInstanceId>myreservationID</ReservedDBInstanceId>
      <DBInstanceCount>10</DBInstanceCount>
      <StartTime>2014-05-18T23:24:56.577Z</StartTime>
      <Duration>31536000</Duration>
      <FixedPrice>123.0</FixedPrice>
      <UsagePrice>0.123</UsagePrice>
      <DBInstanceClass>db.m1.small</DBInstanceClass>
    </ReservedDBInstance>
  </PurchaseReservedDBInstancesOfferingResult>
  <ResponseMetadata>
    <RequestId>7f099901-29cf-11e1-bd06-6fe008f046c3</RequestId>
  </ResponseMetadata>
</PurchaseReservedDBInstancesOfferingResponse>

```

## See Also

For more information about using this API in one of the language-specific AWS SDKs, see the following:

- [AWS Command Line Interface](#)
- [AWS SDK for .NET](#)
- [AWS SDK for C++](#)
- [AWS SDK for Go v2](#)
- [AWS SDK for Java V2](#)
- [AWS SDK for JavaScript V3](#)
- [AWS SDK for PHP V3](#)
- [AWS SDK for Python](#)
- [AWS SDK for Ruby V3](#)

# RebootDBCluster

You might need to reboot your DB cluster, usually for maintenance reasons. For example, if you make certain modifications, or if you change the DB cluster parameter group associated with the DB cluster, reboot the DB cluster for the changes to take effect.

Rebooting a DB cluster restarts the database engine service. Rebooting a DB cluster results in a momentary outage, during which the DB cluster status is set to rebooting.

Use this operation only for a non-Aurora Multi-AZ DB cluster.

For more information on Multi-AZ DB clusters, see [Multi-AZ DB cluster deployments](#) in the *Amazon RDS User Guide*.

## Request Parameters

For information about the parameters that are common to all actions, see [Common Parameters](#).

### DBClusterIdentifier

The DB cluster identifier. This parameter is stored as a lowercase string.

Constraints:

- Must match the identifier of an existing DBCluster.

Type: String

Required: Yes

## Response Elements

The following element is returned by the service.

### DBCluster

Contains the details of an Amazon Aurora DB cluster or Multi-AZ DB cluster.

For an Amazon Aurora DB cluster, this data type is used as a response element in the operations `CreateDBCluster`, `DeleteDBCluster`, `DescribeDBClusters`, `FailoverDBCluster`, `ModifyDBCluster`, `PromoteReadReplicaDBCluster`, `RestoreDBClusterFromS3`,

`RestoreDBClusterFromSnapshot`, `RestoreDBClusterToPointInTime`, `StartDBCluster`, and `StopDBCluster`.

For a Multi-AZ DB cluster, this data type is used as a response element in the operations `CreateDBCluster`, `DeleteDBCluster`, `DescribeDBClusters`, `FailoverDBCluster`, `ModifyDBCluster`, `RebootDBCluster`, `RestoreDBClusterFromSnapshot`, and `RestoreDBClusterToPointInTime`.

For more information on Amazon Aurora DB clusters, see [What is Amazon Aurora?](#) in the *Amazon Aurora User Guide*.

For more information on Multi-AZ DB clusters, see [Multi-AZ deployments with two readable standby DB instances](#) in the *Amazon RDS User Guide*.

Type: [DBCluster](#) object

## Errors

For information about the errors that are common to all actions, see [Common Errors](#).

### **DBClusterNotFoundFault**

`DBClusterIdentifier` doesn't refer to an existing DB cluster.

HTTP Status Code: 404

### **InvalidDBClusterStateFault**

The requested operation can't be performed while the cluster is in this state.

HTTP Status Code: 400

### **InvalidDBInstanceState**

The DB instance isn't in a valid state.

HTTP Status Code: 400

## Examples

### Example

This example illustrates one usage of `RebootDBCluster`.

## Sample Request

```
https://rds.us-west-2.amazonaws.com/
?Action=RebootDBCluster
&DBClusterIdentifier=my-multi-az-cluster
&SignatureMethod=HmacSHA256
&SignatureVersion=4
&Version=2014-10-31
&X-Amz-Algorithm=AWS4-HMAC-SHA256
&X-Amz-Credential=AKIADQKE4SARGYLE/20211014/us-west-2/rds/aws4_request
&X-Amz-Date=20211020T204924Z
&X-Amz-SignedHeaders=content-type;host;user-agent;x-amz-content-sha256;x-amz-date
&X-Amz-Signature=1c48f44c14183cff26fde7d912946f87f3bb9d715f66448f457a8f9e99602af5
```

## Sample Response

```
<RebootDBClusterResponse xmlns="http://rds.amazonaws.com/doc/2014-10-31/">
  <RebootDBClusterResult>
    <DBCluster>
      <CrossAccountClone>false</CrossAccountClone>
      <AllocatedStorage>100</AllocatedStorage>
      <DatabaseName>mydb</DatabaseName>
      <AssociatedRoles />
      <AvailabilityZones>
        <AvailabilityZone>us-west-2a</AvailabilityZone>
        <AvailabilityZone>us-west-2b</AvailabilityZone>
        <AvailabilityZone>us-west-2c</AvailabilityZone>
      </AvailabilityZones>
      <ReadReplicaIdentifiers />
      <Iops>1000</Iops>
      <PerformanceInsightsKMSKeyId>arn:aws:kms:us-west-2:123456789012:key/123EXAMPLE-
abcd-4567-efgEXAMPLE</PerformanceInsightsKMSKeyId>
      <PerformanceInsightsRetentionPeriod>7</PerformanceInsightsRetentionPeriod>
      <EngineVersion>8.0.26</EngineVersion>
      <MasterUsername>admin</MasterUsername>
      <DBClusterMembers>
        <DBClusterMember>
          <DBInstanceIdentifier>my-multi-az-cluster-instance-3</DBInstanceIdentifier>
          <DBClusterParameterGroupStatus>in-sync</DBClusterParameterGroupStatus>
          <PromotionTier>1</PromotionTier>
          <IsClusterWriter>false</IsClusterWriter>
        </DBClusterMember>
      </DBClusterMembers>
    </DBCluster>
  </RebootDBClusterResult>
</RebootDBClusterResponse>
```

```

    <DBClusterMember>
      <DBInstanceIdentifier>my-multi-az-cluster-instance-2</DBInstanceIdentifier>
      <DBClusterParameterGroupStatus>in-sync</DBClusterParameterGroupStatus>
      <PromotionTier>1</PromotionTier>
      <IsClusterWriter>>false</IsClusterWriter>
    </DBClusterMember>
    <DBClusterMember>
      <DBInstanceIdentifier>my-multi-az-cluster-instance-1</DBInstanceIdentifier>
      <DBClusterParameterGroupStatus>in-sync</DBClusterParameterGroupStatus>
      <PromotionTier>1</PromotionTier>
      <IsClusterWriter>>true</IsClusterWriter>
    </DBClusterMember>
  </DBClusterMembers>
  <HttpEndpointEnabled>>false</HttpEndpointEnabled>
  <Port>3306</Port>
  <MonitoringInterval>30</MonitoringInterval>
  <BackupRetentionPeriod>2</BackupRetentionPeriod>
  <KmsKeyId>arn:aws:kms:us-west-2:123456789012:key/123EXAMPLE-abcd-4567-
efgEXAMPLE</KmsKeyId>
  <DBClusterIdentifier>my-multi-az-cluster</DBClusterIdentifier>
  <DbClusterResourceId>cluster-RCPGZXFNHCTBQLDRJX6CP62VQ</DbClusterResourceId>
  <LatestRestorableTime>2021-10-20T20:45:00Z</LatestRestorableTime>
  <Status>available</Status>
  <PreferredBackupWindow>11:34-12:04</PreferredBackupWindow>
  <DeletionProtection>>false</DeletionProtection>
  <Endpoint>my-multi-az-cluster.cluster-123456789012.us-west-2.rds.amazonaws.com</
Endpoint>
  <EngineMode>provisioned</EngineMode>
  <Engine>mysql</Engine>
  <ReaderEndpoint>my-multi-az-cluster.cluster-ro-123456789012.us-
west-2.rds.amazonaws.com</ReaderEndpoint>
  <PubliclyAccessible>>true</PubliclyAccessible>
  <IAMDatabaseAuthenticationEnabled>>false</IAMDatabaseAuthenticationEnabled>
  <EarliestRestorableTime>2021-10-20T00:21:43.013Z</EarliestRestorableTime>
  <ClusterCreateTime>2021-10-20T00:12:00.867Z</ClusterCreateTime>
  <PerformanceInsightsEnabled>>true</PerformanceInsightsEnabled>
  <MultiAZ>>true</MultiAZ>
  <DomainMemberships />
  <MonitoringRoleArn>arn:aws:iam::123456789012:role/enhance-monitoring-role</
MonitoringRoleArn>
  <StorageEncrypted>>true</StorageEncrypted>
  <DBSubnetGroup>mysubnet1</DBSubnetGroup>
  <VpcSecurityGroups>
    <VpcSecurityGroupMembership>

```



```
<VpcSecurityGroupId>sg-6921cc28</VpcSecurityGroupId>
  <Status>active</Status>
</VpcSecurityGroupMembership>
</VpcSecurityGroups>
<TagList />
<HostedZoneId>Z3GZ3VYA3PGHTQ</HostedZoneId>
<PreferredMaintenanceWindow>sat:07:05-sat:07:35</PreferredMaintenanceWindow>
<DBClusterParameterGroup>my-multi-az-cluster-cpg</DBClusterParameterGroup>
<StorageType>io1</StorageType>
<DBClusterInstanceClass>db.r6gd.large</DBClusterInstanceClass>
<AutoMinorVersionUpgrade>true</AutoMinorVersionUpgrade>
<CopyTagsToSnapshot>>false</CopyTagsToSnapshot>
<DBClusterArn>arn:aws:rds:us-west-2:123456789012:cluster:my-multi-az-cluster</
DBClusterArn>
  </DBCluster>
</RebootDBClusterResult>
<ResponseMetadata>
  <RequestId>056383d9-2d62-415d-b1bb-098b4cc86b5d</RequestId>
</ResponseMetadata>
</RebootDBClusterResponse>
```

## See Also

For more information about using this API in one of the language-specific AWS SDKs, see the following:

- [AWS Command Line Interface](#)
- [AWS SDK for .NET](#)
- [AWS SDK for C++](#)
- [AWS SDK for Go v2](#)
- [AWS SDK for Java V2](#)
- [AWS SDK for JavaScript V3](#)
- [AWS SDK for PHP V3](#)
- [AWS SDK for Python](#)
- [AWS SDK for Ruby V3](#)

# RebootDBInstance

You might need to reboot your DB instance, usually for maintenance reasons. For example, if you make certain modifications, or if you change the DB parameter group associated with the DB instance, you must reboot the instance for the changes to take effect.

Rebooting a DB instance restarts the database engine service. Rebooting a DB instance results in a momentary outage, during which the DB instance status is set to rebooting.

For more information about rebooting, see [Rebooting a DB Instance](#) in the *Amazon RDS User Guide*.

This command doesn't apply to RDS Custom.

If your DB instance is part of a Multi-AZ DB cluster, you can reboot the DB cluster with the `RebootDBCluster` operation.

## Request Parameters

For information about the parameters that are common to all actions, see [Common Parameters](#).

### DBInstanceIdentifier

The DB instance identifier. This parameter is stored as a lowercase string.

Constraints:

- Must match the identifier of an existing DBInstance.

Type: String

Required: Yes

### ForceFailover

Specifies whether the reboot is conducted through a Multi-AZ failover.

Constraint: You can't enable force failover if the instance isn't configured for Multi-AZ.

Type: Boolean

Required: No

## Response Elements

The following element is returned by the service.

### DBInstance

Contains the details of an Amazon RDS DB instance.

This data type is used as a response element in the operations `CreateDBInstance`, `CreateDBInstanceReadReplica`, `DeleteDBInstance`, `DescribeDBInstances`, `ModifyDBInstance`, `PromoteReadReplica`, `RebootDBInstance`, `RestoreDBInstanceFromDBSnapshot`, `RestoreDBInstanceFromS3`, `RestoreDBInstanceToPointInTime`, `StartDBInstance`, and `StopDBInstance`.

Type: [DBInstance](#) object

## Errors

For information about the errors that are common to all actions, see [Common Errors](#).

### DBInstanceNotFound

`DBInstanceIdentifier` doesn't refer to an existing DB instance.

HTTP Status Code: 404

### InvalidDBInstanceState

The DB instance isn't in a valid state.

HTTP Status Code: 400

## Examples

### Example

This example illustrates one usage of `RebootDBInstance`.

### Sample Request

```

https://rds.us-east-1.amazonaws.com/
?Action=RebootDBInstance
&DBInstanceIdentifier=mysqlldb
&SignatureMethod=HmacSHA256
&SignatureVersion=4
&Version=2014-10-31
&X-Amz-Algorithm=AWS4-HMAC-SHA256
&X-Amz-Credential=AKIADQKE4SARGYLE/20140428/us-east-1/rds/aws4_request
&X-Amz-Date=20140428T222011Z
&X-Amz-SignedHeaders=content-type;host;user-agent;x-amz-content-sha256;x-amz-date
&X-Amz-Signature=1c48f44c14183cff26fde7d912946f87f3bb9d715f66448f457a8f9e99602af5

```

## Sample Response

```

<RebootDBInstanceResponse xmlns="http://rds.amazonaws.com/doc/2014-10-31/">
  <RebootDBInstanceResult>
    <DBInstance>
      <BackupRetentionPeriod>7</BackupRetentionPeriod>
      <DBInstanceStatus>rebooting</DBInstanceStatus>
      <MultiAZ>>false</MultiAZ>
      <VpcSecurityGroups/>
      <DBInstanceIdentifier>mysqlldb</DBInstanceIdentifier>
      <PreferredBackupWindow>08:14-08:44</PreferredBackupWindow>
      <PreferredMaintenanceWindow>fri:04:50-fri:05:20</PreferredMaintenanceWindow>
      <AvailabilityZone>us-east-1a</AvailabilityZone>
      <ReadReplicaDBInstanceIdentifiers/>
      <LatestRestorableTime>2014-04-28T22:15:00Z</LatestRestorableTime>
      <Engine>mysql</Engine>
      <PendingModifiedValues/>
      <LicenseModel>general-public-license</LicenseModel>
      <EngineVersion>5.6.13</EngineVersion>
      <Endpoint>
        <Port>3306</Port>
        <Address>mysqlldb.cb036hpkmopt.us-east-1.rds.amazonaws.com</Address>
      </Endpoint>
      <DBParameterGroups>
        <DBParameterGroup>
          <ParameterApplyStatus>in-sync</ParameterApplyStatus>
          <DBParameterGroupName>default.mysql5.6</DBParameterGroupName>
        </DBParameterGroup>
      </DBParameterGroups>
      <OptionGroupMemberships>

```

```
<OptionGroupMembership>
  <OptionGroupName>default:mysql-5-6</OptionGroupName>
  <Status>in-sync</Status>
</OptionGroupMembership>
</OptionGroupMemberships>
<PubliclyAccessible>true</PubliclyAccessible>
<DBSecurityGroups>
  <DBSecurityGroup>
    <Status>active</Status>
    <DBSecurityGroupName>default</DBSecurityGroupName>
  </DBSecurityGroup>
</DBSecurityGroups>
<DBName>mysqldb</DBName>
<AutoMinorVersionUpgrade>true</AutoMinorVersionUpgrade>
<InstanceCreateTime>2014-04-21T22:24:26.573Z</InstanceCreateTime>
<AllocatedStorage>100</AllocatedStorage>
<MasterUsername>myawsuser</MasterUsername>
<DBInstanceClass>db.m1.medium</DBInstanceClass>
</DBInstance>
</RebootDBInstanceResult>
<ResponseMetadata>
  <RequestId>33c99cd2-be22-11d3-abdb-7cb19376fb1c</RequestId>
</ResponseMetadata>
</RebootDBInstanceResponse>
```

## See Also

For more information about using this API in one of the language-specific AWS SDKs, see the following:

- [AWS Command Line Interface](#)
- [AWS SDK for .NET](#)
- [AWS SDK for C++](#)
- [AWS SDK for Go v2](#)
- [AWS SDK for Java V2](#)
- [AWS SDK for JavaScript V3](#)
- [AWS SDK for PHP V3](#)
- [AWS SDK for Python](#)
- [AWS SDK for Ruby V3](#)



# RebootDBShardGroup

You might need to reboot your DB shard group, usually for maintenance reasons. For example, if you make certain modifications, reboot the DB shard group for the changes to take effect.

This operation applies only to Aurora Limitless Database DBb shard groups.

## Request Parameters

For information about the parameters that are common to all actions, see [Common Parameters](#).

### DBShardGroupIdentifier

The name of the DB shard group to reboot.

Type: String

Length Constraints: Minimum length of 1. Maximum length of 63.

Pattern: `[a-zA-Z][a-zA-Z0-9]*(-[a-zA-Z0-9]+)*`

Required: Yes

## Response Elements

The following elements are returned by the service.

### ComputeRedundancy

Specifies whether to create standby instances for the DB shard group. Valid values are the following:

- 0 - Creates a single, primary DB instance for each physical shard. This is the default value, and the only one supported for the preview.
- 1 - Creates a primary DB instance and a standby instance in a different Availability Zone (AZ) for each physical shard.
- 2 - Creates a primary DB instance and two standby instances in different AZs for each physical shard.

Type: Integer

**DBClusterIdentifier**

The name of the primary DB cluster for the DB shard group.

Type: String

**DBShardGroupIdentifier**

The name of the DB shard group.

Type: String

Length Constraints: Minimum length of 1. Maximum length of 63.

Pattern: `[a-zA-Z][a-zA-Z0-9]*(-[a-zA-Z0-9]+)*`

**DBShardGroupResourceId**

The AWS Region-unique, immutable identifier for the DB shard group.

Type: String

**Endpoint**

The connection endpoint for the DB shard group.

Type: String

**MaxACU**

The maximum capacity of the DB shard group in Aurora capacity units (ACUs).

Type: Double

**PubliclyAccessible**

Indicates whether the DB shard group is publicly accessible.

When the DB shard group is publicly accessible, its Domain Name System (DNS) endpoint resolves to the private IP address from within the DB shard group's virtual private cloud (VPC). It resolves to the public IP address from outside of the DB shard group's VPC. Access to the DB shard group is ultimately controlled by the security group it uses. That public access isn't permitted if the security group assigned to the DB shard group doesn't permit it.

When the DB shard group isn't publicly accessible, it is an internal DB shard group with a DNS name that resolves to a private IP address.



For more information, see [CreateDBShardGroup](#).

This setting is only for Aurora Limitless Database.

Type: Boolean

## Status

The status of the DB shard group.

Type: String

## Errors

For information about the errors that are common to all actions, see [Common Errors](#).

### DBShardGroupNotFound

The specified DB shard group name wasn't found.

HTTP Status Code: 404

### InvalidDBShardGroupState

The DB shard group must be in the available state.

HTTP Status Code: 400

## See Also

For more information about using this API in one of the language-specific AWS SDKs, see the following:

- [AWS Command Line Interface](#)
- [AWS SDK for .NET](#)
- [AWS SDK for C++](#)
- [AWS SDK for Go v2](#)
- [AWS SDK for Java V2](#)
- [AWS SDK for JavaScript V3](#)
- [AWS SDK for PHP V3](#)

- [AWS SDK for Python](#)
- [AWS SDK for Ruby V3](#)

# RegisterDBProxyTargets

Associate one or more DBProxyTarget data structures with a DBProxyTargetGroup.

## Request Parameters

For information about the parameters that are common to all actions, see [Common Parameters](#).

### DBProxyName

The identifier of the DBProxy that is associated with the DBProxyTargetGroup.

Type: String

Required: Yes

### DBClusterIdentifiers.member.N

One or more DB cluster identifiers.

Type: Array of strings

Required: No

### DBInstanceIdentifiers.member.N

One or more DB instance identifiers.

Type: Array of strings

Required: No

### TargetGroupName

The identifier of the DBProxyTargetGroup.

Type: String

Required: No

## Response Elements

The following element is returned by the service.

## **DBProxyTargets.member.N**

One or more `DBProxyTarget` objects that are created when you register targets with a target group.

Type: Array of [DBProxyTarget](#) objects

## **Errors**

For information about the errors that are common to all actions, see [Common Errors](#).

### **DBClusterNotFoundFault**

`DBClusterIdentifier` doesn't refer to an existing DB cluster.

HTTP Status Code: 404

### **DBInstanceNotFound**

`DBInstanceIdentifier` doesn't refer to an existing DB instance.

HTTP Status Code: 404

### **DBProxyNotFoundFault**

The specified proxy name doesn't correspond to a proxy owned by your AWS account in the specified AWS Region.

HTTP Status Code: 404

### **DBProxyTargetAlreadyRegisteredFault**

The proxy is already associated with the specified RDS DB instance or Aurora DB cluster.

HTTP Status Code: 400

### **DBProxyTargetGroupNotFoundFault**

The specified target group isn't available for a proxy owned by your AWS account in the specified AWS Region.

HTTP Status Code: 404

## InsufficientAvailableIPsInSubnetFault

The requested operation can't be performed because there aren't enough available IP addresses in the proxy's subnets. Add more CIDR blocks to the VPC or remove IP address that aren't required from the subnets.

HTTP Status Code: 400

## InvalidDBClusterStateFault

The requested operation can't be performed while the cluster is in this state.

HTTP Status Code: 400

## InvalidDBInstanceState

The DB instance isn't in a valid state.

HTTP Status Code: 400

## InvalidDBProxyStateFault

The requested operation can't be performed while the proxy is in this state.

HTTP Status Code: 400

## See Also

For more information about using this API in one of the language-specific AWS SDKs, see the following:

- [AWS Command Line Interface](#)
- [AWS SDK for .NET](#)
- [AWS SDK for C++](#)
- [AWS SDK for Go v2](#)
- [AWS SDK for Java V2](#)
- [AWS SDK for JavaScript V3](#)
- [AWS SDK for PHP V3](#)
- [AWS SDK for Python](#)
- [AWS SDK for Ruby V3](#)



# RemoveFromGlobalCluster

Detaches an Aurora secondary cluster from an Aurora global database cluster. The cluster becomes a standalone cluster with read-write capability instead of being read-only and receiving data from a primary cluster in a different Region.

## Note

This operation only applies to Aurora DB clusters.

## Request Parameters

For information about the parameters that are common to all actions, see [Common Parameters](#).

### DbClusterIdentifier

The Amazon Resource Name (ARN) identifying the cluster that was detached from the Aurora global database cluster.

Type: String

Required: No

### GlobalClusterIdentifier

The cluster identifier to detach from the Aurora global database cluster.

Type: String

Required: No

## Response Elements

The following element is returned by the service.

### GlobalCluster

A data type representing an Aurora global database.

Type: [GlobalCluster](#) object

## Errors

For information about the errors that are common to all actions, see [Common Errors](#).

### **DBClusterNotFoundFault**

`DBClusterIdentifier` doesn't refer to an existing DB cluster.

HTTP Status Code: 404

### **GlobalClusterNotFoundFault**

The `GlobalClusterIdentifier` doesn't refer to an existing global database cluster.

HTTP Status Code: 404

### **InvalidGlobalClusterStateFault**

The global cluster is in an invalid state and can't perform the requested operation.

HTTP Status Code: 400

## See Also

For more information about using this API in one of the language-specific AWS SDKs, see the following:

- [AWS Command Line Interface](#)
- [AWS SDK for .NET](#)
- [AWS SDK for C++](#)
- [AWS SDK for Go v2](#)
- [AWS SDK for Java V2](#)
- [AWS SDK for JavaScript V3](#)
- [AWS SDK for PHP V3](#)
- [AWS SDK for Python](#)
- [AWS SDK for Ruby V3](#)



# RemoveRoleFromDBCluster

Removes the association of an AWS Identity and Access Management (IAM) role from a DB cluster.

For more information on Amazon Aurora DB clusters, see [What is Amazon Aurora?](#) in the *Amazon Aurora User Guide*.

For more information on Multi-AZ DB clusters, see [Multi-AZ DB cluster deployments](#) in the *Amazon RDS User Guide*.

## Request Parameters

For information about the parameters that are common to all actions, see [Common Parameters](#).

### DBClusterIdentifier

The name of the DB cluster to disassociate the IAM role from.

Type: String

Required: Yes

### RoleArn

The Amazon Resource Name (ARN) of the IAM role to disassociate from the Aurora DB cluster, for example `arn:aws:iam::123456789012:role/AuroraAccessRole`.

Type: String

Required: Yes

### FeatureName

The name of the feature for the DB cluster that the IAM role is to be disassociated from. For information about supported feature names, see [DBEngineVersion](#).

Type: String

Required: No

## Errors

For information about the errors that are common to all actions, see [Common Errors](#).

## DBClusterNotFoundFault

DBClusterIdentifier doesn't refer to an existing DB cluster.

HTTP Status Code: 404

## DBClusterRoleNotFound

The specified IAM role Amazon Resource Name (ARN) isn't associated with the specified DB cluster.

HTTP Status Code: 404

## InvalidDBClusterStateFault

The requested operation can't be performed while the cluster is in this state.

HTTP Status Code: 400

## Examples

### Example

This example illustrates one usage of RemoveRoleFromDBCluster.

### Sample Request

```
https://rds.us-east-1.amazonaws.com/  
  ?Action=RemoveRoleFromDBCluster  
  &DBClusterIdentifier=sample-cluster  
  &RoleArn=arn%3Aaws%3Aiam%3A%3A123456789012%3Arole%2Fsample-role  
  &SignatureMethod=HmacSHA256  
  &SignatureVersion=4  
  &Version=2014-10-31  
  &X-Amz-Algorithm=AWS4-HMAC-SHA256  
  &X-Amz-Credential=AKIADQKE4SARGYLE/20161012/us-east-1/rds/aws4_request  
  &X-Amz-Date=20161012T204525Z  
  &X-Amz-SignedHeaders=content-type;host;user-agent;x-amz-content-sha256;x-amz-date  
  &X-Amz-Signature=cd7d5005d56a505b4e2a878c297e6f8a3cc26b19a335ede018ba41f3185c92a2
```

### Sample Response

```
<RemoveRoleFromDBClusterResponse xmlns="http://rds.amazonaws.com/doc/2014-10-31/">
```

```
<ResponseMetadata>
  <RequestId>ccfca75a-90bc-11e6-8533-cd6377e421f8</RequestId>
</ResponseMetadata>
</RemoveRoleFromDBClusterResponse>
```

## See Also

For more information about using this API in one of the language-specific AWS SDKs, see the following:

- [AWS Command Line Interface](#)
- [AWS SDK for .NET](#)
- [AWS SDK for C++](#)
- [AWS SDK for Go v2](#)
- [AWS SDK for Java V2](#)
- [AWS SDK for JavaScript V3](#)
- [AWS SDK for PHP V3](#)
- [AWS SDK for Python](#)
- [AWS SDK for Ruby V3](#)

# RemoveRoleFromDBInstance

Disassociates an AWS Identity and Access Management (IAM) role from a DB instance.

## Request Parameters

For information about the parameters that are common to all actions, see [Common Parameters](#).

### DBInstanceIdentifier

The name of the DB instance to disassociate the IAM role from.

Type: String

Required: Yes

### FeatureName

The name of the feature for the DB instance that the IAM role is to be disassociated from. For information about supported feature names, see `DBEngineVersion`.

Type: String

Required: Yes

### RoleArn

The Amazon Resource Name (ARN) of the IAM role to disassociate from the DB instance, for example, `arn:aws:iam::123456789012:role/AccessRole`.

Type: String

Required: Yes

## Errors

For information about the errors that are common to all actions, see [Common Errors](#).

### DBInstanceNotFound

`DBInstanceIdentifier` doesn't refer to an existing DB instance.

HTTP Status Code: 404

## DBInstanceRoleNotFound

The specified RoleArn value doesn't match the specified feature for the DB instance.

HTTP Status Code: 404

## InvalidDBInstanceState

The DB instance isn't in a valid state.

HTTP Status Code: 400

## Examples

### Example

This example illustrates one usage of RemoveRoleFromDBInstance.

### Sample Request

```
https://rds.us-east-1.amazonaws.com/  
  ?Action=RemoveRoleFromDBInstance  
  &DBInstanceIdentifier=sample-instance  
  &RoleArn=arn%3Aaws%3Aiam%3A%3A123456789012%3Arole%2Fsample-role  
  &FeatureName=s3Import
```

## See Also

For more information about using this API in one of the language-specific AWS SDKs, see the following:

- [AWS Command Line Interface](#)
- [AWS SDK for .NET](#)
- [AWS SDK for C++](#)
- [AWS SDK for Go v2](#)
- [AWS SDK for Java V2](#)
- [AWS SDK for JavaScript V3](#)
- [AWS SDK for PHP V3](#)

- [AWS SDK for Python](#)
- [AWS SDK for Ruby V3](#)

# RemoveSourceIdentifierFromSubscription

Removes a source identifier from an existing RDS event notification subscription.

## Request Parameters

For information about the parameters that are common to all actions, see [Common Parameters](#).

### SourceIdentifier

The source identifier to be removed from the subscription, such as the **DB instance identifier** for a DB instance or the name of a security group.

Type: String

Required: Yes

### SubscriptionName

The name of the RDS event notification subscription you want to remove a source identifier from.

Type: String

Required: Yes

## Response Elements

The following element is returned by the service.

### EventSubscription

Contains the results of a successful invocation of the DescribeEventSubscriptions action.

Type: [EventSubscription](#) object

## Errors

For information about the errors that are common to all actions, see [Common Errors](#).

## SourceNotFound

The requested source could not be found.

HTTP Status Code: 404

## SubscriptionNotFound

The subscription name does not exist.

HTTP Status Code: 404

## Examples

### Example

This example illustrates one usage of `RemoveSourceIdentifierFromSubscription`.

### Sample Request

```
https://rds.us-east-1.amazonaws.com/  
  ?Action=RemoveSourceIdentifierFromSubscription  
  &SignatureMethod=HmacSHA256  
  &SignatureVersion=4  
  &SourceIdentifier=si-sample  
  &SubscriptionName=myawsuser-secgrp  
  &Version=2014-10-31  
  &X-Amz-Algorithm=AWS4-HMAC-SHA256  
  &X-Amz-Credential=AKIADQKE4SARGYLE/20140428/us-east-1/rds/aws4_request  
  &X-Amz-Date=20140428T222718Z  
  &X-Amz-SignedHeaders=content-type;host;user-agent;x-amz-content-sha256;x-amz-date  
  &X-Amz-Signature=4419f0015657ee120d781849ffdc6642eeafeee42bf1d18c4b2ed8eb732f7bf8
```

### Sample Response

```
<RemoveSourceIdentifierFromSubscriptionResponse xmlns="http://rds.amazonaws.com/  
doc/2014-10-31/">  
  <RemoveSourceIdentifierFromSubscriptionResult>  
    <EventSubscription>  
      <Enabled>>true</Enabled>
```



```
<CustomerAwsId>802#####</CustomerAwsId>
<SourceType>db-security-group</SourceType>
<Status>active</Status>
<SubscriptionCreationTime>2014-04-25 21:43:25.542</SubscriptionCreationTime>
<EventCategoriesList>
  <EventCategory>configuration change</EventCategory>
  <EventCategory>failure</EventCategory>
</EventCategoriesList>
<CustSubscriptionId>myawsuser-secgrp</CustSubscriptionId>
<SnsTopicArn>arn:aws:sns:us-east-1:802#####:myawsuser-RDS</SnsTopicArn>
</EventSubscription>
</RemoveSourceIdentifierFromSubscriptionResult>
<ResponseMetadata>
  <RequestId>326cdeb9-be23-11d3-91a5-a90441261bc4</RequestId>
</ResponseMetadata>
</RemoveSourceIdentifierFromSubscriptionResponse>
```

## See Also

For more information about using this API in one of the language-specific AWS SDKs, see the following:

- [AWS Command Line Interface](#)
- [AWS SDK for .NET](#)
- [AWS SDK for C++](#)
- [AWS SDK for Go v2](#)
- [AWS SDK for Java V2](#)
- [AWS SDK for JavaScript V3](#)
- [AWS SDK for PHP V3](#)
- [AWS SDK for Python](#)
- [AWS SDK for Ruby V3](#)

# RemoveTagsFromResource

Removes metadata tags from an Amazon RDS resource.

For an overview on tagging an Amazon RDS resource, see [Tagging Amazon RDS Resources](#) in the *Amazon RDS User Guide*.

## Request Parameters

For information about the parameters that are common to all actions, see [Common Parameters](#).

### ResourceName

The Amazon RDS resource that the tags are removed from. This value is an Amazon Resource Name (ARN). For information about creating an ARN, see [Constructing an ARN for Amazon RDS](#) in the *Amazon RDS User Guide*.

Type: String

Required: Yes

### TagKeys.member.N

The tag key (name) of the tag to be removed.

Type: Array of strings

Required: Yes

## Errors

For information about the errors that are common to all actions, see [Common Errors](#).

### BlueGreenDeploymentNotFoundFault

`BlueGreenDeploymentIdentifier` doesn't refer to an existing blue/green deployment.

HTTP Status Code: 404

### DBClusterNotFoundFault

`DBClusterIdentifier` doesn't refer to an existing DB cluster.

HTTP Status Code: 404

### **DBInstanceNotFound**

`DBInstanceIdentifier` doesn't refer to an existing DB instance.

HTTP Status Code: 404

### **DBProxyNotFoundFault**

The specified proxy name doesn't correspond to a proxy owned by your AWS account in the specified AWS Region.

HTTP Status Code: 404

### **DBProxyTargetGroupNotFoundFault**

The specified target group isn't available for a proxy owned by your AWS account in the specified AWS Region.

HTTP Status Code: 404

### **DBSnapshotNotFound**

`DBSnapshotIdentifier` doesn't refer to an existing DB snapshot.

HTTP Status Code: 404

### **DBSnapshotTenantDatabaseNotFoundFault**

The specified snapshot tenant database wasn't found.

HTTP Status Code: 404

### **IntegrationNotFoundFault**

The specified integration could not be found.

HTTP Status Code: 404

### **TenantDatabaseNotFound**

The specified tenant database wasn't found in the DB instance.

HTTP Status Code: 404

## Examples

### Example

This example illustrates one usage of `RemoveTagsFromResource`.

### Sample Request

```
https://rds.us-west-2.amazonaws.com/
  ?Action=RemoveTagsFromResource
  &ResourceName=arn%3Aaws%3Ards%3Aus-west-2%3A123456789012%3Adb%3Asample
  &SignatureMethod=HmacSHA256
  &SignatureVersion=4
  &TagKeys.member.1=InstanceType
  &TagKeys.member.2=Owner
  &Version=2014-10-31
  &X-Amz-Algorithm=AWS4-HMAC-SHA256
  &X-Amz-Credential=AKIADQKE4SARGYLE/20160913/us-west-2/rds/aws4_request
  &X-Amz-Date=20160913T174918Z
  &X-Amz-SignedHeaders=content-type;host;user-agent;x-amz-content-sha256;x-amz-date
  &X-Amz-Signature=4c72f307a75444461bd9b9ccb7de361fec75b8adad66a52824226320d0a33ca8
```

### Sample Response

```
<RemoveTagsFromResourceResponse xmlns="http://rds.amazonaws.com/doc/2014-10-31/">
  <ResponseMetadata>
    <RequestId>126d40cc-79da-11e6-b8e4-29f0c684be5d</RequestId>
  </ResponseMetadata>
</RemoveTagsFromResourceResponse>
```

## See Also

For more information about using this API in one of the language-specific AWS SDKs, see the following:

- [AWS Command Line Interface](#)
- [AWS SDK for .NET](#)
- [AWS SDK for C++](#)
- [AWS SDK for Go v2](#)
- [AWS SDK for Java V2](#)

- [AWS SDK for JavaScript V3](#)
- [AWS SDK for PHP V3](#)
- [AWS SDK for Python](#)
- [AWS SDK for Ruby V3](#)

# ResetDBClusterParameterGroup

Modifies the parameters of a DB cluster parameter group to the default value. To reset specific parameters submit a list of the following: `ParameterName` and `ApplyMethod`. To reset the entire DB cluster parameter group, specify the `DBClusterParameterGroupName` and `ResetAllParameters` parameters.

When resetting the entire group, dynamic parameters are updated immediately and static parameters are set to `pending-reboot` to take effect on the next DB instance restart or `RebootDBInstance` request. You must call `RebootDBInstance` for every DB instance in your DB cluster that you want the updated static parameter to apply to.

For more information on Amazon Aurora DB clusters, see [What is Amazon Aurora?](#) in the *Amazon Aurora User Guide*.

For more information on Multi-AZ DB clusters, see [Multi-AZ DB cluster deployments](#) in the *Amazon RDS User Guide*.

## Request Parameters

For information about the parameters that are common to all actions, see [Common Parameters](#).

### `DBClusterParameterGroupName`

The name of the DB cluster parameter group to reset.

Type: String

Required: Yes

### `Parameters.Parameter.N`

A list of parameter names in the DB cluster parameter group to reset to the default values. You can't use this parameter if the `ResetAllParameters` parameter is enabled.

Type: Array of [Parameter](#) objects

Required: No

### `ResetAllParameters`

Specifies whether to reset all parameters in the DB cluster parameter group to their default values. You can't use this parameter if there is a list of parameter names specified for the `Parameters` parameter.

Type: Boolean

Required: No

## Response Elements


The following element is returned by the service.

### **DBClusterParameterGroupName**

The name of the DB cluster parameter group.

Constraints:

- Must be 1 to 255 letters or numbers.
- First character must be a letter
- Can't end with a hyphen or contain two consecutive hyphens

 **Note**

This value is stored as a lowercase string.

Type: String

## Errors

For information about the errors that are common to all actions, see [Common Errors](#).

### **DBParameterGroupNotFound**

`DBParameterGroupName` doesn't refer to an existing DB parameter group.

HTTP Status Code: 404

### **InvalidDBParameterGroupState**

The DB parameter group is in use or is in an invalid state. If you are attempting to delete the parameter group, you can't delete it when the parameter group is in this state.

HTTP Status Code: 400

## Examples

### Example

This example illustrates one usage of `ResetDBClusterParameterGroup`.

### Sample Request

```
https://rds.us-west-2.amazonaws.com/
?Action=ResetDBClusterParameterGroup
&DBClusterParameterGroupName=sample-cluster-pg
&Parameters.member.1.ApplyMethod=pending-reboot
&Parameters.member.1.ParameterName=binlog_format
&Parameters.member.2.ApplyMethod=pending-reboot
&Parameters.member.2.ParameterName=innodb_support_xa
&SignatureMethod=HmacSHA256
&SignatureVersion=4
&Version=2014-10-31
&X-Amz-Algorithm=AWS4-HMAC-SHA256
&X-Amz-Credential=AKIADQKE4SARGYLE/20160913/us-west-2/rds/aws4_request
&X-Amz-Date=20160913T230026Z
&X-Amz-SignedHeaders=content-type;host;user-agent;x-amz-content-sha256;x-amz-date
&X-Amz-Signature=7cca4504082065e227696f2dd904fab2f39633bc7d120258c4bedd35da3ade7f
```

### Sample Response

```
<ResetDBClusterParameterGroupResponse xmlns="http://rds.amazonaws.com/doc/2014-10-31/">
  <ResetDBClusterParameterGroupResult>
    <DBClusterParameterGroupName>sample-cluster-pg</DBClusterParameterGroupName>
  </ResetDBClusterParameterGroupResult>
  <ResponseMetadata>
    <RequestId>dc2c61eb-7a05-11e6-b83b-cd70a540d79f</RequestId>
  </ResponseMetadata>
</ResetDBClusterParameterGroupResponse>
```

## See Also

For more information about using this API in one of the language-specific AWS SDKs, see the following:

- [AWS Command Line Interface](#)



- [AWS SDK for .NET](#)
- [AWS SDK for C++](#)
- [AWS SDK for Go v2](#)
- [AWS SDK for Java V2](#)
- [AWS SDK for JavaScript V3](#)
- [AWS SDK for PHP V3](#)
- [AWS SDK for Python](#)
- [AWS SDK for Ruby V3](#)

# ResetDBParameterGroup

Modifies the parameters of a DB parameter group to the engine/system default value. To reset specific parameters, provide a list of the following: `ParameterName` and `ApplyMethod`. To reset the entire DB parameter group, specify the `DBParameterGroup` name and `ResetAllParameters` parameters. When resetting the entire group, dynamic parameters are updated immediately and static parameters are set to `pending-reboot` to take effect on the next DB instance restart or `RebootDBInstance` request.

## Request Parameters

For information about the parameters that are common to all actions, see [Common Parameters](#).

### `DBParameterGroupName`

The name of the DB parameter group.

Constraints:

- Must match the name of an existing `DBParameterGroup`.

Type: String

Required: Yes

### `Parameters.Parameter.N`

To reset the entire DB parameter group, specify the `DBParameterGroup` name and `ResetAllParameters` parameters. To reset specific parameters, provide a list of the following: `ParameterName` and `ApplyMethod`. A maximum of 20 parameters can be modified in a single request.

### MySQL

Valid Values (for Apply method): `immediate` | `pending-reboot`

You can use the `immediate` value with dynamic parameters only. You can use the `pending-reboot` value for both dynamic and static parameters, and changes are applied when DB instance reboots.

### MariaDB

Valid Values (for Apply method): `immediate` | `pending-reboot`

You can use the `immediate` value with dynamic parameters only. You can use the `pending-reboot` value for both dynamic and static parameters, and changes are applied when DB instance reboots.

## Oracle

Valid Values (for Apply method): `pending-reboot`

Type: Array of [Parameter](#) objects

Required: No

## ResetAllParameters

Specifies whether to reset all parameters in the DB parameter group to default values. By default, all parameters in the DB parameter group are reset to default values.

Type: Boolean

Required: No

## Response Elements

The following element is returned by the service.

### DBParameterGroupName

The name of the DB parameter group.

Type: String

## Errors

For information about the errors that are common to all actions, see [Common Errors](#).

### DBParameterGroupNotFound

`DBParameterGroupName` doesn't refer to an existing DB parameter group.

HTTP Status Code: 404

## InvalidDBParameterGroupState

The DB parameter group is in use or is in an invalid state. If you are attempting to delete the parameter group, you can't delete it when the parameter group is in this state.

HTTP Status Code: 400

## Examples

### Example

This example illustrates one usage of `ResetDBParameterGroup`.

### Sample Request

```
https://rds.us-east-1.amazonaws.com/  
  ?Action=ResetDBParameterGroup  
  &DBParameterGroupName=mydbparametergroup01  
  &ResetAllParameters=true  
  &SignatureMethod=HmacSHA256  
  &SignatureVersion=4  
  &Version=2014-10-31  
  &X-Amz-Algorithm=AWS4-HMAC-SHA256  
  &X-Amz-Credential=AKIADQKE4SARGYLE/20140428/us-east-1/rds/aws4_request  
  &X-Amz-Date=20140428T225714Z  
  &X-Amz-SignedHeaders=content-type;host;user-agent;x-amz-content-sha256;x-amz-date  
  &X-Amz-Signature=709d1418c91c5ef4129d4665e5c2820002a9665699acf4204683c778f03c3573
```

### Sample Response

```
<ResetDBParameterGroupResponse xmlns="http://rds.amazonaws.com/doc/2014-10-31/">  
  <ResetDBParameterGroupResult>  
    <DBParameterGroupName>mydbparametergroup01</DBParameterGroupName>  
  </ResetDBParameterGroupResult>  
  <ResponseMetadata>  
    <RequestId>610909c6-be27-11d3-a71c-13dc2f771e41</RequestId>  
  </ResponseMetadata>  
</ResetDBParameterGroupResponse>
```

## Example

This example illustrates one usage of `ResetDBParameterGroup`.

### Sample Request

```
https://rds.us-east-1.amazonaws.com/
?Action=ResetDBParameterGroup
&DBParameterGroupName=mydbparametergroup01
&Parameters.member.1.ApplyMethod=immediate
&Parameters.member.1.ParameterName=bulk_insert_buffer_size
&SignatureMethod=HmacSHA256
&SignatureVersion=4
&Version=2014-10-31
&X-Amz-Algorithm=AWS4-HMAC-SHA256
&X-Amz-Credential=AKIADQKE4SARGYLE/20140428/us-east-1/rds/aws4_request
&X-Amz-Date=20140428T230509Z
&X-Amz-SignedHeaders=content-type;host;user-agent;x-amz-content-sha256;x-amz-date
&X-Amz-Signature=d343dd7fcc3789d30295b5e3fc67262f28af15d71fc9f978921f0e8846b2d1e6
```

### Sample Response

```
<ResetDBParameterGroupResponse xmlns="http://rds.amazonaws.com/doc/2014-10-31/">
  <ResetDBParameterGroupResult>
    <DBParameterGroupName>mydbparametergroup01</DBParameterGroupName>
  </ResetDBParameterGroupResult>
  <ResponseMetadata>
    <RequestId>7acb72cf-be28-11d3-a4fc-e3b7f6c20c5f</RequestId>
  </ResponseMetadata>
</ResetDBParameterGroupResponse>
```

## See Also

For more information about using this API in one of the language-specific AWS SDKs, see the following:

- [AWS Command Line Interface](#)
- [AWS SDK for .NET](#)
- [AWS SDK for C++](#)

- [AWS SDK for Go v2](#)
- [AWS SDK for Java V2](#)
- [AWS SDK for JavaScript V3](#)
- [AWS SDK for PHP V3](#)
- [AWS SDK for Python](#)
- [AWS SDK for Ruby V3](#)

## RestoreDBClusterFromS3

Creates an Amazon Aurora DB cluster from MySQL data stored in an Amazon S3 bucket. Amazon RDS must be authorized to access the Amazon S3 bucket and the data must be created using the Percona XtraBackup utility as described in [Migrating Data from MySQL by Using an Amazon S3 Bucket](#) in the *Amazon Aurora User Guide*.

### Note

This operation only restores the DB cluster, not the DB instances for that DB cluster. You must invoke the `CreateDBInstance` operation to create DB instances for the restored DB cluster, specifying the identifier of the restored DB cluster in `DBClusterIdentifier`. You can create DB instances only after the `RestoreDBClusterFromS3` operation has completed and the DB cluster is available.

For more information on Amazon Aurora, see [What is Amazon Aurora?](#) in the *Amazon Aurora User Guide*.

### Note

This operation only applies to Aurora DB clusters. The source DB engine must be MySQL.

## Request Parameters

For information about the parameters that are common to all actions, see [Common Parameters](#).

### DBClusterIdentifier

The name of the DB cluster to create from the source data in the Amazon S3 bucket. This parameter isn't case-sensitive.

Constraints:

- Must contain from 1 to 63 letters, numbers, or hyphens.
- First character must be a letter.
- Can't end with a hyphen or contain two consecutive hyphens.

Example: `my-cluster1`

Type: String

Required: Yes

## Engine

The name of the database engine to be used for this DB cluster.

Valid Values: `aurora-mysql` (for Aurora MySQL)

Type: String

Required: Yes

## MasterUsername

The name of the master user for the restored DB cluster.

Constraints:

- Must be 1 to 16 letters or numbers.
- First character must be a letter.
- Can't be a reserved word for the chosen database engine.

Type: String

Required: Yes

## S3BucketName

The name of the Amazon S3 bucket that contains the data used to create the Amazon Aurora DB cluster.

Type: String

Required: Yes

## S3IngestionRoleArn

The Amazon Resource Name (ARN) of the AWS Identity and Access Management (IAM) role that authorizes Amazon RDS to access the Amazon S3 bucket on your behalf.

Type: String

Required: Yes



## SourceEngine

The identifier for the database engine that was backed up to create the files stored in the Amazon S3 bucket.

Valid Values: mysql

Type: String

Required: Yes

## SourceEngineVersion

The version of the database that the backup files were created from.

MySQL versions 5.7 and 8.0 are supported.

Example: 5.7.40, 8.0.28

Type: String

Required: Yes

## AvailabilityZones.AvailabilityZone.N

A list of Availability Zones (AZs) where instances in the restored DB cluster can be created.

Type: Array of strings

Required: No

## BacktrackWindow

The target backtrack window, in seconds. To disable backtracking, set this value to 0.

### Note

Currently, Backtrack is only supported for Aurora MySQL DB clusters.

Default: 0

Constraints:

- If specified, this value must be set to a number from 0 to 259,200 (72 hours).

Type: Long

Required: No

### **BackupRetentionPeriod**

The number of days for which automated backups of the restored DB cluster are retained. You must specify a minimum value of 1.

Default: 1

Constraints:

- Must be a value from 1 to 35

Type: Integer

Required: No

### **CharacterSetName**

A value that indicates that the restored DB cluster should be associated with the specified CharacterSet.

Type: String

Required: No

### **CopyTagsToSnapshot**

Specifies whether to copy all tags from the restored DB cluster to snapshots of the restored DB cluster. The default is not to copy them.

Type: Boolean

Required: No

### **DatabaseName**

The database name for the restored DB cluster.

Type: String

Required: No

### **DBClusterParameterGroupName**

The name of the DB cluster parameter group to associate with the restored DB cluster. If this argument is omitted, the default parameter group for the engine version is used.

**Constraints:**

- If supplied, must match the name of an existing DBClusterParameterGroup.

Type: String

Required: No

**DBSubnetGroupName**

A DB subnet group to associate with the restored DB cluster.

Constraints: If supplied, must match the name of an existing DBSubnetGroup.

Example: mydbsubnetgroup

Type: String

Required: No

**DeletionProtection**

Specifies whether to enable deletion protection for the DB cluster. The database can't be deleted when deletion protection is enabled. By default, deletion protection isn't enabled.

Type: Boolean

Required: No

**Domain**

Specify the Active Directory directory ID to restore the DB cluster in. The domain must be created prior to this operation.

For Amazon Aurora DB clusters, Amazon RDS can use Kerberos Authentication to authenticate users that connect to the DB cluster. For more information, see [Kerberos Authentication](#) in the *Amazon Aurora User Guide*.

Type: String

Required: No

**DomainIAMRoleName**

Specify the name of the IAM role to be used when making API calls to the Directory Service.

Type: String

Required: No

### **EnableCloudwatchLogsExports.member.N**

The list of logs that the restored DB cluster is to export to CloudWatch Logs. The values in the list depend on the DB engine being used.

#### **Aurora MySQL**

Possible values are `audit`, `error`, `general`, and `slowquery`.

For more information about exporting CloudWatch Logs for Amazon Aurora, see [Publishing Database Logs to Amazon CloudWatch Logs](#) in the *Amazon Aurora User Guide*.

Type: Array of strings

Required: No

### **EnableIAMDatabaseAuthentication**

Specifies whether to enable mapping of AWS Identity and Access Management (IAM) accounts to database accounts. By default, mapping isn't enabled.

For more information, see [IAM Database Authentication](#) in the *Amazon Aurora User Guide*.

Type: Boolean

Required: No

### **EngineLifecycleSupport**

The life cycle type for this DB cluster.

#### **Note**

By default, this value is set to `open-source-rds-extended-support`, which enrolls your DB cluster into Amazon RDS Extended Support. At the end of standard support, you can avoid charges for Extended Support by setting the value to `open-source-rds-extended-support-disabled`. In this case, RDS automatically upgrades your restored DB cluster to a higher engine version, if the major engine version is past its end of standard support date.

You can use this setting to enroll your DB cluster into Amazon RDS Extended Support. With RDS Extended Support, you can run the selected major engine version on your DB cluster past the end of standard support for that engine version. For more information, see the following sections:

- Amazon Aurora (PostgreSQL only) - [Using Amazon RDS Extended Support](#) in the *Amazon Aurora User Guide*
- Amazon RDS - [Using Amazon RDS Extended Support](#) in the *Amazon RDS User Guide*

Valid for Cluster Type: Aurora DB clusters and Multi-AZ DB clusters

Valid Values: `open-source-rds-extended-support` | `open-source-rds-extended-support-disabled`

Default: `open-source-rds-extended-support`

Type: String

Required: No

### **EngineVersion**

The version number of the database engine to use.

To list all of the available engine versions for `aurora-mysql` (Aurora MySQL), use the following command:

```
aws rds describe-db-engine-versions --engine aurora-mysql --query "DBEngineVersions[].EngineVersion"
```

### **Aurora MySQL**

Examples: `5.7.mysql_aurora.2.12.0`, `8.0.mysql_aurora.3.04.0`

Type: String

Required: No

### **KmsKeyId**

The AWS KMS key identifier for an encrypted DB cluster.

The AWS KMS key identifier is the key ARN, key ID, alias ARN, or alias name for the KMS key. To use a KMS key in a different AWS account, specify the key ARN or alias ARN.

If the `StorageEncrypted` parameter is enabled, and you do not specify a value for the `KmsKeyId` parameter, then Amazon RDS will use your default KMS key. There is a default KMS key for your AWS account. Your AWS account has a different default KMS key for each AWS Region.

Type: String

Required: No

### **ManageMasterUserPassword**

Specifies whether to manage the master user password with AWS Secrets Manager.

For more information, see [Password management with AWS Secrets Manager](#) in the *Amazon RDS User Guide* and [Password management with AWS Secrets Manager](#) in the *Amazon Aurora User Guide*.

Constraints:

- Can't manage the master user password with AWS Secrets Manager if `MasterUserPassword` is specified.

Type: Boolean

Required: No

### **MasterUserPassword**

The password for the master database user. This password can contain any printable ASCII character except `/`, `""`, or `@`.

Constraints:

- Must contain from 8 to 41 characters.
- Can't be specified if `ManageMasterUserPassword` is turned on.

Type: String

Required: No

### **MasterUserSecretKmsKeyId**

The AWS KMS key identifier to encrypt a secret that is automatically generated and managed in AWS Secrets Manager.

This setting is valid only if the master user password is managed by RDS in AWS Secrets Manager for the DB cluster.

The AWS KMS key identifier is the key ARN, key ID, alias ARN, or alias name for the KMS key. To use a KMS key in a different AWS account, specify the key ARN or alias ARN.

If you don't specify `MasterUserSecretKmsKeyId`, then the `aws/secretsmanager` KMS key is used to encrypt the secret. If the secret is in a different AWS account, then you can't use the `aws/secretsmanager` KMS key to encrypt the secret, and you must use a customer managed KMS key.

There is a default KMS key for your AWS account. Your AWS account has a different default KMS key for each AWS Region.

Type: String

Required: No

## NetworkType

The network type of the DB cluster.

Valid Values:

- IPV4
- DUAL

The network type is determined by the `DBSubnetGroup` specified for the DB cluster. A `DBSubnetGroup` can support only the IPv4 protocol or the IPv4 and the IPv6 protocols (DUAL).

For more information, see [Working with a DB instance in a VPC](#) in the *Amazon Aurora User Guide*.

Type: String

Required: No

## OptionGroupName

A value that indicates that the restored DB cluster should be associated with the specified option group.

Permanent options can't be removed from an option group. An option group can't be removed from a DB cluster once it is associated with a DB cluster.

Type: String

Required: No

## Port

The port number on which the instances in the restored DB cluster accept connections.

Default: 3306

Type: Integer

Required: No

## PreferredBackupWindow

The daily time range during which automated backups are created if automated backups are enabled using the `BackupRetentionPeriod` parameter.

The default is a 30-minute window selected at random from an 8-hour block of time for each AWS Region. To view the time blocks available, see [Backup window](#) in the *Amazon Aurora User Guide*.

Constraints:

- Must be in the format `hh24:mi-hh24:mi`.
- Must be in Universal Coordinated Time (UTC).
- Must not conflict with the preferred maintenance window.
- Must be at least 30 minutes.

Type: String

Required: No

## PreferredMaintenanceWindow

The weekly time range during which system maintenance can occur, in Universal Coordinated Time (UTC).

Format: `ddd:hh24:mi-ddd:hh24:mi`

The default is a 30-minute window selected at random from an 8-hour block of time for each AWS Region, occurring on a random day of the week. To see the time blocks available, see [Adjusting the Preferred Maintenance Window](#) in the *Amazon Aurora User Guide*.



Valid Days: Mon, Tue, Wed, Thu, Fri, Sat, Sun.

Constraints: Minimum 30-minute window.

Type: String

Required: No

### **S3Prefix**

The prefix for all of the file names that contain the data used to create the Amazon Aurora DB cluster. If you do not specify a **SourceS3Prefix** value, then the Amazon Aurora DB cluster is created by using all of the files in the Amazon S3 bucket.

Type: String

Required: No

### **ServerlessV2ScalingConfiguration**

Contains the scaling configuration of an Aurora Serverless v2 DB cluster.

For more information, see [Using Amazon Aurora Serverless v2](#) in the *Amazon Aurora User Guide*.

Type: [ServerlessV2ScalingConfiguration](#) object

Required: No

### **StorageEncrypted**

Specifies whether the restored DB cluster is encrypted.

Type: Boolean

Required: No

### **StorageType**

Specifies the storage type to be associated with the DB cluster.

Valid Values: aurora, aurora-iopt1

Default: aurora

Valid for: Aurora DB clusters only

Type: String

Required: No

### **Tags.Tag.N**

A list of tags. For more information, see [Tagging Amazon RDS Resources](#) in the *Amazon RDS User Guide*.

Type: Array of [Tag](#) objects

Required: No

### **VpcSecurityGroupIds.VpcSecurityGroupId.N**

A list of EC2 VPC security groups to associate with the restored DB cluster.

Type: Array of strings

Required: No

## **Response Elements**

The following element is returned by the service.

### **DBCluster**

Contains the details of an Amazon Aurora DB cluster or Multi-AZ DB cluster.

For an Amazon Aurora DB cluster, this data type is used as a response element in the operations `CreateDBCluster`, `DeleteDBCluster`, `DescribeDBClusters`, `FailoverDBCluster`, `ModifyDBCluster`, `PromoteReadReplicaDBCluster`, `RestoreDBClusterFromS3`, `RestoreDBClusterFromSnapshot`, `RestoreDBClusterToPointInTime`, `StartDBCluster`, and `StopDBCluster`.

For a Multi-AZ DB cluster, this data type is used as a response element in the operations `CreateDBCluster`, `DeleteDBCluster`, `DescribeDBClusters`, `FailoverDBCluster`, `ModifyDBCluster`, `RebootDBCluster`, `RestoreDBClusterFromSnapshot`, and `RestoreDBClusterToPointInTime`.

For more information on Amazon Aurora DB clusters, see [What is Amazon Aurora?](#) in the *Amazon Aurora User Guide*.

For more information on Multi-AZ DB clusters, see [Multi-AZ deployments with two readable standby DB instances](#) in the *Amazon RDS User Guide*.

Type: [DBCluster](#) object

## Errors

For information about the errors that are common to all actions, see [Common Errors](#).

### **DBClusterAlreadyExistsFault**

The user already has a DB cluster with the given identifier.

HTTP Status Code: 400

### **DBClusterNotFoundFault**

`DBClusterIdentifier` doesn't refer to an existing DB cluster.

HTTP Status Code: 404

### **DBClusterParameterGroupNotFound**

`DBClusterParameterGroupName` doesn't refer to an existing DB cluster parameter group.

HTTP Status Code: 404

### **DBClusterQuotaExceededFault**

The user attempted to create a new DB cluster and the user has already reached the maximum allowed DB cluster quota.

HTTP Status Code: 403

### **DBSubnetGroupNotFoundFault**

`DBSubnetGroupName` doesn't refer to an existing DB subnet group.

HTTP Status Code: 404

### **DomainNotFoundFault**

`Domain` doesn't refer to an existing Active Directory domain.

HTTP Status Code: 404

### **InsufficientStorageClusterCapacity**

There is insufficient storage available for the current action. You might be able to resolve this error by updating your subnet group to use different Availability Zones that have more storage available.

HTTP Status Code: 400

### **InvalidDBClusterStateFault**

The requested operation can't be performed while the cluster is in this state.

HTTP Status Code: 400

### **InvalidDBSubnetGroupStateFault**

The DB subnet group cannot be deleted because it's in use.

HTTP Status Code: 400

### **InvalidS3BucketFault**

The specified Amazon S3 bucket name can't be found or Amazon RDS isn't authorized to access the specified Amazon S3 bucket. Verify the **SourceS3BucketName** and **S3IngestionRoleArn** values and try again.

HTTP Status Code: 400

### **InvalidSubnet**

The requested subnet is invalid, or multiple subnets were requested that are not all in a common VPC.

HTTP Status Code: 400

### **InvalidVPCNetworkStateFault**

The DB subnet group doesn't cover all Availability Zones after it's created because of users' change.

HTTP Status Code: 400

### **KMSKeyNotAccessibleFault**

An error occurred accessing an AWS KMS key.

HTTP Status Code: 400

### **StorageQuotaExceeded**

The request would result in the user exceeding the allowed amount of storage available across all DB instances.

HTTP Status Code: 400

### **StorageTypeNotSupported**

The specified StorageType can't be associated with the DB instance.

HTTP Status Code: 400

## **Examples**

### **Example**

This example illustrates one usage of RestoreDBClusterFromS3.

### **Sample Request**

```
https://rds.us-east-1.amazonaws.com/  
  ?Action=RestoreDBClusterFromS3  
  &DBClusterIdentifier=sample-cluster  
  &Engine=aurora-mysql  
  &S3BucketName=s3-ingestion-sample  
  &SourceEngine=mysql  
  &SourceEngineVersion=8.0.mysql_aurora.3.04.0  
  &MasterUsername=myawsuser  
  &MasterUserPassword=<password>  
  &S3IngestionRoleArn=arn:aws:iam:123456789012:role/sample-role  
  &SignatureMethod=HmacSHA256  
  &SignatureVersion=4  
  &SnapshotIdentifier=sample-snapshot  
  &Version=2014-10-31  
  &X-Amz-Algorithm=AWS4-HMAC-SHA256  
  &X-Amz-Credential=AKIADQKE4SARGYLE/20230223/us-east-1/rds/aws4_request  
  &X-Amz-Date=20230223T165638Z  
  &X-Amz-SignedHeaders=content-type;host;user-agent;x-amz-content-sha256;x-amz-date  
  &X-Amz-Signature=c59effef9b7b96f6a8dfed7873611df555364594f7f9acf9cd14d353114771fd
```

## Sample Response

```
<RestoreDBClusterFromS3Response xmlns="http://rds.amazonaws.com/doc/2014-10-31/">
  <RestoreDBClusterFromS3Result>
    <DBCluster>
      <Port>3306</Port>
      <Engine>aurora-mysql</Engine>
      <Status>creating</Status>
      <BackupRetentionPeriod>1</BackupRetentionPeriod>
      <VpcSecurityGroups>
        <VpcSecurityGroupMembership>
          <Status>active</Status>
          <VpcSecurityGroupId>sg-2103dc23</VpcSecurityGroupId>
        </VpcSecurityGroupMembership>
      </VpcSecurityGroups>
      <DBSubnetGroup>default</DBSubnetGroup>
      <EngineVersion>8.0.mysql_aurora.3.04.0</EngineVersion>
      <Endpoint>sample-cluster.cluster-ctrayan0rynq.us-east-1.rds.amazonaws.com</
Endpoint>
      <DBClusterParameterGroup>default.aurora5.6</DBClusterParameterGroup>
      <AvailabilityZones>
        <AvailabilityZone>us-east-1a</AvailabilityZone>
        <AvailabilityZone>us-east-1c</AvailabilityZone>
        <AvailabilityZone>us-east-1e</AvailabilityZone>
      </AvailabilityZones>
      <DBClusterIdentifier>sample-cluster</DBClusterIdentifier>
      <PreferredBackupWindow>04:22-04:52</PreferredBackupWindow>
      <PreferredMaintenanceWindow>fri:06:44-fri:07:14</PreferredMaintenanceWindow>
      <DBClusterMembers/>
      <AllocatedStorage>1</AllocatedStorage>
      <MasterUsername>myawsuser</MasterUsername>
    </DBCluster>
  </RestoreDBClusterFromS3Result>
  <ResponseMetadata>
    <RequestId>46d2b228-7681-11e5-3e8b-9b2c0d5d51a9</RequestId>
  </ResponseMetadata>
</RestoreDBClusterFromS3Response>
```

## See Also

For more information about using this API in one of the language-specific AWS SDKs, see the following:

- [AWS Command Line Interface](#)
- [AWS SDK for .NET](#)
- [AWS SDK for C++](#)
- [AWS SDK for Go v2](#)
- [AWS SDK for Java V2](#)
- [AWS SDK for JavaScript V3](#)
- [AWS SDK for PHP V3](#)
- [AWS SDK for Python](#)
- [AWS SDK for Ruby V3](#)

# RestoreDBClusterFromSnapshot

Creates a new DB cluster from a DB snapshot or DB cluster snapshot.

The target DB cluster is created from the source snapshot with a default configuration. If you don't specify a security group, the new DB cluster is associated with the default security group.

## Note

This operation only restores the DB cluster, not the DB instances for that DB cluster. You must invoke the `CreateDBInstance` operation to create DB instances for the restored DB cluster, specifying the identifier of the restored DB cluster in `DBClusterIdentifier`. You can create DB instances only after the `RestoreDBClusterFromSnapshot` operation has completed and the DB cluster is available.

For more information on Amazon Aurora DB clusters, see [What is Amazon Aurora?](#) in the *Amazon Aurora User Guide*.

For more information on Multi-AZ DB clusters, see [Multi-AZ DB cluster deployments](#) in the *Amazon RDS User Guide*.

## Request Parameters

For information about the parameters that are common to all actions, see [Common Parameters](#).

### DBClusterIdentifier

The name of the DB cluster to create from the DB snapshot or DB cluster snapshot. This parameter isn't case-sensitive.

Constraints:

- Must contain from 1 to 63 letters, numbers, or hyphens
- First character must be a letter
- Can't end with a hyphen or contain two consecutive hyphens

Example: `my-snapshot-id`

Valid for: Aurora DB clusters and Multi-AZ DB clusters



Type: String

Required: Yes

### **Engine**

The database engine to use for the new DB cluster.

Default: The same as source

Constraint: Must be compatible with the engine of the source

Valid for: Aurora DB clusters and Multi-AZ DB clusters

Type: String

Required: Yes

### **SnapshotIdentifier**

The identifier for the DB snapshot or DB cluster snapshot to restore from.

You can use either the name or the Amazon Resource Name (ARN) to specify a DB cluster snapshot. However, you can use only the ARN to specify a DB snapshot.

Constraints:

- Must match the identifier of an existing Snapshot.

Valid for: Aurora DB clusters and Multi-AZ DB clusters

Type: String

Required: Yes

### **AvailabilityZones.AvailabilityZone.N**

Provides the list of Availability Zones (AZs) where instances in the restored DB cluster can be created.

Valid for: Aurora DB clusters only

Type: Array of strings

Required: No

### **BacktrackWindow**

The target backtrack window, in seconds. To disable backtracking, set this value to 0.

**Note**

Currently, Backtrack is only supported for Aurora MySQL DB clusters.

Default: 0

Constraints:

- If specified, this value must be set to a number from 0 to 259,200 (72 hours).

Valid for: Aurora DB clusters only

Type: Long

Required: No

**CopyTagsToSnapshot**

Specifies whether to copy all tags from the restored DB cluster to snapshots of the restored DB cluster. The default is not to copy them.

Valid for: Aurora DB clusters and Multi-AZ DB clusters

Type: Boolean

Required: No

**DatabaseName**

The database name for the restored DB cluster.

Valid for: Aurora DB clusters and Multi-AZ DB clusters

Type: String

Required: No

**DBClusterInstanceClass**

The compute and memory capacity of the each DB instance in the Multi-AZ DB cluster, for example db.m6gd.xlarge. Not all DB instance classes are available in all AWS Regions, or for all database engines.

For the full list of DB instance classes, and availability for your engine, see [DB Instance Class](#) in the *Amazon RDS User Guide*.

Valid for: Multi-AZ DB clusters only

Type: String

Required: No

### **DBClusterParameterGroupName**

The name of the DB cluster parameter group to associate with this DB cluster. If this argument is omitted, the default DB cluster parameter group for the specified engine is used.

Constraints:

- If supplied, must match the name of an existing default DB cluster parameter group.
- Must be 1 to 255 letters, numbers, or hyphens.
- First character must be a letter.
- Can't end with a hyphen or contain two consecutive hyphens.

Valid for: Aurora DB clusters and Multi-AZ DB clusters

Type: String

Required: No

### **DBSubnetGroupName**

The name of the DB subnet group to use for the new DB cluster.

Constraints: If supplied, must match the name of an existing DB subnet group.

Example: mydbsubnetgroup

Valid for: Aurora DB clusters and Multi-AZ DB clusters

Type: String

Required: No

### **DeletionProtection**

Specifies whether to enable deletion protection for the DB cluster. The database can't be deleted when deletion protection is enabled. By default, deletion protection isn't enabled.

Valid for: Aurora DB clusters and Multi-AZ DB clusters

Type: Boolean

Required: No

## Domain

The Active Directory directory ID to restore the DB cluster in. The domain must be created prior to this operation. Currently, only MySQL, Microsoft SQL Server, Oracle, and PostgreSQL DB instances can be created in an Active Directory Domain.

For more information, see [Kerberos Authentication](#) in the *Amazon RDS User Guide*.

Valid for: Aurora DB clusters only

Type: String

Required: No

## DomainIAMRoleName

The name of the IAM role to be used when making API calls to the Directory Service.

Valid for: Aurora DB clusters only

Type: String

Required: No

## EnableCloudwatchLogsExports.member.N

The list of logs that the restored DB cluster is to export to Amazon CloudWatch Logs. The values in the list depend on the DB engine being used.

### RDS for MySQL

Possible values are `error`, `general`, and `slowquery`.

### RDS for PostgreSQL

Possible values are `postgresql` and `upgrade`.

### Aurora MySQL

Possible values are `audit`, `error`, `general`, and `slowquery`.

### Aurora PostgreSQL

Possible value is `postgresql`.

For more information about exporting CloudWatch Logs for Amazon RDS, see [Publishing Database Logs to Amazon CloudWatch Logs](#) in the *Amazon RDS User Guide*.

For more information about exporting CloudWatch Logs for Amazon Aurora, see [Publishing Database Logs to Amazon CloudWatch Logs](#) in the *Amazon Aurora User Guide*.

Valid for: Aurora DB clusters and Multi-AZ DB clusters

Type: Array of strings

Required: No

### **EnableIAMDatabaseAuthentication**

Specifies whether to enable mapping of AWS Identity and Access Management (IAM) accounts to database accounts. By default, mapping isn't enabled.

For more information, see [IAM Database Authentication](#) in the *Amazon Aurora User Guide*.

Valid for: Aurora DB clusters only

Type: Boolean

Required: No

### **EngineLifecycleSupport**

The life cycle type for this DB cluster.

#### **Note**

By default, this value is set to `open-source-rds-extended-support`, which enrolls your DB cluster into Amazon RDS Extended Support. At the end of standard support, you can avoid charges for Extended Support by setting the value to `open-source-rds-extended-support-disabled`. In this case, RDS automatically upgrades your restored DB cluster to a higher engine version, if the major engine version is past its end of standard support date.

You can use this setting to enroll your DB cluster into Amazon RDS Extended Support. With RDS Extended Support, you can run the selected major engine version on your DB cluster past the end of standard support for that engine version. For more information, see the following sections:

- Amazon Aurora (PostgreSQL only) - [Using Amazon RDS Extended Support](#) in the *Amazon Aurora User Guide*
- Amazon RDS - [Using Amazon RDS Extended Support](#) in the *Amazon RDS User Guide*

Valid for Cluster Type: Aurora DB clusters and Multi-AZ DB clusters

Valid Values: open-source-rds-extended-support | open-source-rds-extended-support-disabled

Default: open-source-rds-extended-support

Type: String

Required: No

### EngineMode

The DB engine mode of the DB cluster, either provisioned or serverless.

For more information, see [CreateDBCluster](#).

Valid for: Aurora DB clusters only

Type: String

Required: No

### EngineVersion

The version of the database engine to use for the new DB cluster. If you don't specify an engine version, the default version for the database engine in the AWS Region is used.

To list all of the available engine versions for Aurora MySQL, use the following command:

```
aws rds describe-db-engine-versions --engine aurora-mysql --query "DBEngineVersions[].EngineVersion"
```

To list all of the available engine versions for Aurora PostgreSQL, use the following command:

```
aws rds describe-db-engine-versions --engine aurora-postgresql --query "DBEngineVersions[].EngineVersion"
```

To list all of the available engine versions for RDS for MySQL, use the following command:

```
aws rds describe-db-engine-versions --engine mysql --query
"DBEngineVersions[].EngineVersion"
```

To list all of the available engine versions for RDS for PostgreSQL, use the following command:

```
aws rds describe-db-engine-versions --engine postgres --query
"DBEngineVersions[].EngineVersion"
```

### Aurora MySQL

See [Database engine updates for Amazon Aurora MySQL](#) in the *Amazon Aurora User Guide*.

### Aurora PostgreSQL

See [Amazon Aurora PostgreSQL releases and engine versions](#) in the *Amazon Aurora User Guide*.

### MySQL

See [Amazon RDS for MySQL](#) in the *Amazon RDS User Guide*.

### PostgreSQL

See [Amazon RDS for PostgreSQL versions and extensions](#) in the *Amazon RDS User Guide*.

Valid for: Aurora DB clusters and Multi-AZ DB clusters

Type: String

Required: No

### Iops

The amount of Provisioned IOPS (input/output operations per second) to be initially allocated for each DB instance in the Multi-AZ DB cluster.

For information about valid IOPS values, see [Amazon RDS Provisioned IOPS storage](#) in the *Amazon RDS User Guide*.

Constraints: Must be a multiple between .5 and 50 of the storage amount for the DB instance.

Valid for: Aurora DB clusters and Multi-AZ DB clusters

Type: Integer

Required: No

## KmsKeyId

The AWS KMS key identifier to use when restoring an encrypted DB cluster from a DB snapshot or DB cluster snapshot.

The AWS KMS key identifier is the key ARN, key ID, alias ARN, or alias name for the KMS key. To use a KMS key in a different AWS account, specify the key ARN or alias ARN.

When you don't specify a value for the `KmsKeyId` parameter, then the following occurs:

- If the DB snapshot or DB cluster snapshot in `SnapshotIdentifier` is encrypted, then the restored DB cluster is encrypted using the KMS key that was used to encrypt the DB snapshot or DB cluster snapshot.
- If the DB snapshot or DB cluster snapshot in `SnapshotIdentifier` isn't encrypted, then the restored DB cluster isn't encrypted.

Valid for: Aurora DB clusters and Multi-AZ DB clusters

Type: String

Required: No

## NetworkType

The network type of the DB cluster.

Valid Values:

- IPV4
- DUAL

The network type is determined by the `DBSubnetGroup` specified for the DB cluster. A `DBSubnetGroup` can support only the IPv4 protocol or the IPv4 and the IPv6 protocols (DUAL).

For more information, see [Working with a DB instance in a VPC](#) in the *Amazon Aurora User Guide*.

Valid for: Aurora DB clusters only

Type: String

Required: No

## OptionGroupName

The name of the option group to use for the restored DB cluster.



DB clusters are associated with a default option group that can't be modified.

Type: String

Required: No

## Port

The port number on which the new DB cluster accepts connections.

Constraints: This value must be 1150-65535

Default: The same port as the original DB cluster.

Valid for: Aurora DB clusters and Multi-AZ DB clusters

Type: Integer

Required: No

## PubliclyAccessible

Specifies whether the DB cluster is publicly accessible.

When the DB cluster is publicly accessible, its Domain Name System (DNS) endpoint resolves to the private IP address from within the DB cluster's virtual private cloud (VPC). It resolves to the public IP address from outside of the DB cluster's VPC. Access to the DB cluster is ultimately controlled by the security group it uses. That public access is not permitted if the security group assigned to the DB cluster doesn't permit it.

When the DB cluster isn't publicly accessible, it is an internal DB cluster with a DNS name that resolves to a private IP address.

Default: The default behavior varies depending on whether `DBSubnetGroupName` is specified.

If `DBSubnetGroupName` isn't specified, and `PubliclyAccessible` isn't specified, the following applies:

- If the default VPC in the target Region doesn't have an internet gateway attached to it, the DB cluster is private.
- If the default VPC in the target Region has an internet gateway attached to it, the DB cluster is public.

If `DBSubnetGroupName` is specified, and `PubliclyAccessible` isn't specified, the following applies:

- If the subnets are part of a VPC that doesn't have an internet gateway attached to it, the DB cluster is private.
- If the subnets are part of a VPC that has an internet gateway attached to it, the DB cluster is public.

Valid for: Aurora DB clusters and Multi-AZ DB clusters

Type: Boolean

Required: No

### **RdsCustomClusterConfiguration**

Reserved for future use.

Type: [RdsCustomClusterConfiguration](#) object

Required: No

### **ScalingConfiguration**

For DB clusters in `serverless` DB engine mode, the scaling properties of the DB cluster.

Valid for: Aurora DB clusters only

Type: [ScalingConfiguration](#) object

Required: No

### **ServerlessV2ScalingConfiguration**

Contains the scaling configuration of an Aurora Serverless v2 DB cluster.

For more information, see [Using Amazon Aurora Serverless v2](#) in the *Amazon Aurora User Guide*.

Type: [ServerlessV2ScalingConfiguration](#) object

Required: No

### **StorageType**

Specifies the storage type to be associated with the DB cluster.

When specified for a Multi-AZ DB cluster, a value for the `Iops` parameter is required.

Valid Values: `aurora`, `aurora-iopt1` (Aurora DB clusters); `io1` (Multi-AZ DB clusters)

Default: `aurora` (Aurora DB clusters); `io1` (Multi-AZ DB clusters)

Valid for: Aurora DB clusters and Multi-AZ DB clusters

Type: String

Required: No

### **Tags.Tag.N**

The tags to be assigned to the restored DB cluster.

Valid for: Aurora DB clusters and Multi-AZ DB clusters

Type: Array of [Tag](#) objects

Required: No

### **VpcSecurityGroupIds.VpcSecurityGroupId.N**

A list of VPC security groups that the new DB cluster will belong to.

Valid for: Aurora DB clusters and Multi-AZ DB clusters

Type: Array of strings

Required: No

## **Response Elements**

The following element is returned by the service.

### **DBCluster**

Contains the details of an Amazon Aurora DB cluster or Multi-AZ DB cluster.

For an Amazon Aurora DB cluster, this data type is used as a response element in the operations `CreateDBCluster`, `DeleteDBCluster`, `DescribeDBClusters`, `FailoverDBCluster`, `ModifyDBCluster`, `PromoteReadReplicaDBCluster`, `RestoreDBClusterFromS3`, `RestoreDBClusterFromSnapshot`, `RestoreDBClusterToPointInTime`, `StartDBCluster`, and `StopDBCluster`.

For a Multi-AZ DB cluster, this data type is used as a response element in the operations `CreateDBCluster`, `DeleteDBCluster`, `DescribeDBClusters`, `FailoverDBCluster`,

`ModifyDBCluster`, `RebootDBCluster`, `RestoreDBClusterFromSnapshot`, and `RestoreDBClusterToPointInTime`.

For more information on Amazon Aurora DB clusters, see [What is Amazon Aurora?](#) in the *Amazon Aurora User Guide*.

For more information on Multi-AZ DB clusters, see [Multi-AZ deployments with two readable standby DB instances](#) in the *Amazon RDS User Guide*.

Type: [DBCluster](#) object

## Errors

For information about the errors that are common to all actions, see [Common Errors](#).

### **DBClusterAlreadyExistsFault**

The user already has a DB cluster with the given identifier.

HTTP Status Code: 400

### **DBClusterParameterGroupNotFound**

`DBClusterParameterGroupName` doesn't refer to an existing DB cluster parameter group.

HTTP Status Code: 404

### **DBClusterQuotaExceededFault**

The user attempted to create a new DB cluster and the user has already reached the maximum allowed DB cluster quota.

HTTP Status Code: 403

### **DBClusterSnapshotNotFoundFault**

`DBClusterSnapshotIdentifier` doesn't refer to an existing DB cluster snapshot.

HTTP Status Code: 404

### **DBSnapshotNotFound**

`DBSnapshotIdentifier` doesn't refer to an existing DB snapshot.

HTTP Status Code: 404

**DBSubnetGroupDoesNotCoverEnoughAZs**

Subnets in the DB subnet group should cover at least two Availability Zones unless there is only one Availability Zone.

HTTP Status Code: 400

**DBSubnetGroupNotFoundFault**

DBSubnetGroupName doesn't refer to an existing DB subnet group.

HTTP Status Code: 404

**DBSubnetGroupNotFoundFault**

DBSubnetGroupName doesn't refer to an existing DB subnet group.

HTTP Status Code: 404

**DomainNotFoundFault**

Domain doesn't refer to an existing Active Directory domain.

HTTP Status Code: 404

**InsufficientDBClusterCapacityFault**

The DB cluster doesn't have enough capacity for the current operation.

HTTP Status Code: 403

**InsufficientDBInstanceCapacity**

The specified DB instance class isn't available in the specified Availability Zone.

HTTP Status Code: 400

**InsufficientStorageClusterCapacity**

There is insufficient storage available for the current action. You might be able to resolve this error by updating your subnet group to use different Availability Zones that have more storage available.

HTTP Status Code: 400

**InvalidDBClusterSnapshotStateFault**

The supplied value isn't a valid DB cluster snapshot state.

HTTP Status Code: 400

### **InvalidDBInstanceState**

The DB instance isn't in a valid state.

HTTP Status Code: 400

### **InvalidDBSnapshotState**

The state of the DB snapshot doesn't allow deletion.

HTTP Status Code: 400

### **InvalidRestoreFault**

Cannot restore from VPC backup to non-VPC DB instance.

HTTP Status Code: 400

### **InvalidSubnet**

The requested subnet is invalid, or multiple subnets were requested that are not all in a common VPC.

HTTP Status Code: 400

### **InvalidVPCNetworkStateFault**

The DB subnet group doesn't cover all Availability Zones after it's created because of users' change.

HTTP Status Code: 400

### **KMSKeyNotAccessibleFault**

An error occurred accessing an AWS KMS key.

HTTP Status Code: 400

### **OptionGroupNotFoundFault**

The specified option group could not be found.

HTTP Status Code: 404

### **StorageQuotaExceeded**

The request would result in the user exceeding the allowed amount of storage available across all DB instances.

HTTP Status Code: 400

## StorageQuotaExceeded

The request would result in the user exceeding the allowed amount of storage available across all DB instances.

HTTP Status Code: 400

## Examples

### Creating a new Aurora DB cluster from a snapshot

This example illustrates one usage of `RestoreDBClusterFromSnapshot`.

#### Sample Request

```
https://rds.us-west-2.amazonaws.com/
  ?Action=RestoreDBClusterFromSnapshot
  &DBClusterIdentifier=sample-restored
  &Engine=aurora-mysql
  &SignatureMethod=HmacSHA256
  &SignatureVersion=4
  &SnapshotIdentifier=sample-snapshot-1
  &Version=2014-10-31
  &X-Amz-Algorithm=AWS4-HMAC-SHA256
  &X-Amz-Credential=AKIADQKE4SARGYLE/20230213/us-west-2/rds/aws4_request
  &X-Amz-Date=20230213T223701Z
  &X-Amz-SignedHeaders=content-type;host;user-agent;x-amz-content-sha256;x-amz-date
  &X-Amz-Signature=65d0d03242d99a16ef3712142bfcd52ac63fd2f68fbb5efd7edfb1e89138da57
```

#### Sample Response

```
<RestoreDBClusterFromSnapshotResponse xmlns="http://rds.amazonaws.com/doc/2014-10-31/">
  <RestoreDBClusterFromSnapshotResult>
    <DBCluster>
      <AllocatedStorage>1</AllocatedStorage>
      <DatabaseName>sample</DatabaseName>
      <AvailabilityZones>
        <AvailabilityZone>us-west-2a</AvailabilityZone>
        <AvailabilityZone>us-west-2b</AvailabilityZone>
        <AvailabilityZone>us-west-2c</AvailabilityZone>
      </AvailabilityZones>
    </DBCluster>
  </RestoreDBClusterFromSnapshotResult>
</RestoreDBClusterFromSnapshotResponse>
```

```

    </AvailabilityZones>
    <PreferredBackupWindow>10:37-11:07</PreferredBackupWindow>
    <Endpoint>sample-restored.cluster-cnubrrrevfka6.us-west-2.rds.amazonaws.com</
Endpoint>
    <Engine>aurora-mysql</Engine>
    <ReaderEndpoint>sample-restored.cluster-ro-cnubrrrevfka6.us-
west-2.rds.amazonaws.com</ReaderEndpoint>
    <ReadReplicaIdentifiers/>
    <EngineVersion>8.0.mysql_aurora.3.01.0</EngineVersion>
    <MasterUsername>mymasteruser</MasterUsername>
    <DBClusterMembers/>
    <StorageEncrypted>>false</StorageEncrypted>
    <DBSubnetGroup>default</DBSubnetGroup>
    <VpcSecurityGroups>
      <VpcSecurityGroupMembership>
        <VpcSecurityGroupId>sg-178c1671</VpcSecurityGroupId>
        <Status>active</Status>
      </VpcSecurityGroupMembership>
    </VpcSecurityGroups>
    <HostedZoneId>Z1PVIIF0B346C1W</HostedZoneId>
    <Port>3306</Port>
    <PreferredMaintenanceWindow>tue:11:51-tue:12:21</PreferredMaintenanceWindow>
    <DBClusterParameterGroup>default.aurora5.6</DBClusterParameterGroup>
    <BackupRetentionPeriod>1</BackupRetentionPeriod>
    <DBClusterIdentifier>sample-restored</DBClusterIdentifier>
    <DbClusterResourceId>cluster-B0CABDT6N5UVQW273A0XAX234Y</DbClusterResourceId>
    <DBClusterArn>arn:aws:rds:us-west-2:123456789012:cluster:sample-restored</
DBClusterArn>
    <Status>creating</Status>
  </DBCluster>
</RestoreDBClusterFromSnapshotResult>
<ResponseMetadata>
  <RequestId>955ebc45-7a02-11e6-a5e1-0785f9b8437a</RequestId>
</ResponseMetadata>
</RestoreDBClusterFromSnapshotResponse>

```

## Creating a new Multi-AZ DB cluster from a snapshot

This example illustrates one usage of `RestoreDBClusterFromSnapshot`.

### Sample Request

```
https://rds.us-west-2.amazonaws.com/
```



```
?Action=RestoreDBClusterFromSnapshot
&DBClusterIdentifier=my-multi-az-cluster
&SnapshotIdentifier=multi-az-cluster-snap
&Engine=mysql
&DBClusterInstanceClass=db.r6gd.large
&StorageType=io1
&Iops=1000
&PubliclyAccessible=true
&Version=2014-10-31
&X-Amz-Algorithm=AWS4-HMAC-SHA256
&X-Amz-Credential=AKIADQKE4SARGYLE/20221026/us-west-2/rds/aws4_request
&X-Amz-Date=20221027T000254Z
&X-Amz-SignedHeaders=content-type;host;user-agent;x-amz-content-sha256;x-amz-date
&X-Amz-Signature=65d0d03242d99a16ef3712142bfcd52ac63fd2f68fbb5efd7edfb1e89138da57
```

## Sample Response

```
<RestoreDBClusterFromSnapshotResponse xmlns="http://rds.amazonaws.com/doc/2014-10-31/">
  <RestoreDBClusterFromSnapshotResult>
    <DBCluster>
      <CrossAccountClone>>false</CrossAccountClone>
      <AllocatedStorage>100</AllocatedStorage>
      <DatabaseName>mydb</DatabaseName>
      <AssociatedRoles />
      <AvailabilityZones>
        <AvailabilityZone>us-west-2a</AvailabilityZone>
        <AvailabilityZone>us-west-2b</AvailabilityZone>
        <AvailabilityZone>us-west-2c</AvailabilityZone>
      </AvailabilityZones>
      <ReadReplicaIdentifiers />
      <Iops>1000</Iops>
      <EngineVersion>8.0.26</EngineVersion>
      <MasterUsername>admin</MasterUsername>
      <DBClusterMembers>
        <DBClusterMember>
          <DBInstanceIdentifier>my-multi-az-cluster-instance-3</DBInstanceIdentifier>
          <DBClusterParameterGroupStatus>in-sync</DBClusterParameterGroupStatus>
          <PromotionTier>1</PromotionTier>
          <IsClusterWriter>>false</IsClusterWriter>
        </DBClusterMember>
        <DBClusterMember>
          <DBInstanceIdentifier>my-multi-az-cluster-instance-2</DBInstanceIdentifier>
```

```

    <DBClusterParameterGroupStatus>in-sync</DBClusterParameterGroupStatus>
    <PromotionTier>1</PromotionTier>
    <IsClusterWriter>>false</IsClusterWriter>
  </DBClusterMember>
  <DBClusterMember>
    <DBInstanceIdentifier>my-multi-az-cluster-instance-1</DBInstanceIdentifier>
    <DBClusterParameterGroupStatus>in-sync</DBClusterParameterGroupStatus>
    <PromotionTier>1</PromotionTier>
    <IsClusterWriter>>false</IsClusterWriter>
  </DBClusterMember>
</DBClusterMembers>
<HttpEndpointEnabled>>false</HttpEndpointEnabled>
<Port>3306</Port>
<BackupRetentionPeriod>2</BackupRetentionPeriod>
<KmsKeyId>arn:aws:kms:us-west-2:123456789012:key/123EXAMPLE-abcd-4567-
efgEXAMPLE</KmsKeyId>
<DBClusterIdentifier>my-multi-az-cluster</DBClusterIdentifier>
<DbClusterResourceId>cluster-XZR2FQ3N4F04I2U5GUZT640044</DbClusterResourceId>
<Status>creating</Status>
<PreferredBackupWindow>11:34-12:04</PreferredBackupWindow>
<DeletionProtection>>false</DeletionProtection>
<Endpoint>my-multi-az-cluster.cluster-123456789012.us-west-2.rds.amazonaws.com</
Endpoint>
<EngineMode>provisioned</EngineMode>
<Engine>mysql</Engine>
<ReaderEndpoint>my-multi-az-cluster.cluster-ro-123456789012.us-
west-2.rds.amazonaws.com</ReaderEndpoint>
<PubliclyAccessible>>true</PubliclyAccessible>
<IAMDatabaseAuthenticationEnabled>>false</IAMDatabaseAuthenticationEnabled>
<ClusterCreateTime>2021-10-27T00:02:56.955Z</ClusterCreateTime>
<MultiAZ>>true</MultiAZ>
<DomainMemberships />
<StorageEncrypted>>true</StorageEncrypted>
<DBSubnetGroup>default</DBSubnetGroup>
<VpcSecurityGroups>
  <VpcSecurityGroupMembership>
    <VpcSecurityGroupId>sg-6921cc28</VpcSecurityGroupId>
    <Status>active</Status>
  </VpcSecurityGroupMembership>
</VpcSecurityGroups>
<TagList />
<HostedZoneId>Z3GZ3VYA3PGHTQ</HostedZoneId>
<PreferredMaintenanceWindow>sat:07:05-sat:07:35</PreferredMaintenanceWindow>
<DBClusterParameterGroup>default.mysql8.0</DBClusterParameterGroup>

```

```
<StorageType>io1</StorageType>
<DBClusterInstanceClass>db.r6gd.large</DBClusterInstanceClass>
<CopyTagsToSnapshot>>false</CopyTagsToSnapshot>
<AutoMinorVersionUpgrade>>true</AutoMinorVersionUpgrade>
<DBClusterArn>arn:aws:rds:us-west-2:123456789012:cluster:my-multi-az-cluster</
DBClusterArn>
</DBCluster>
</RestoreDBClusterFromSnapshotResult>
<ResponseMetadata>
  <RequestId>2b06bd55-7f19-43b3-bdad-cb50e4478b48</RequestId>
</ResponseMetadata>
</RestoreDBClusterFromSnapshotResponse>
```

## See Also

For more information about using this API in one of the language-specific AWS SDKs, see the following:

- [AWS Command Line Interface](#)
- [AWS SDK for .NET](#)
- [AWS SDK for C++](#)
- [AWS SDK for Go v2](#)
- [AWS SDK for Java V2](#)
- [AWS SDK for JavaScript V3](#)
- [AWS SDK for PHP V3](#)
- [AWS SDK for Python](#)
- [AWS SDK for Ruby V3](#)

# RestoreDBClusterToPointInTime

Restores a DB cluster to an arbitrary point in time. Users can restore to any point in time before `LatestRestorableTime` for up to `BackupRetentionPeriod` days. The target DB cluster is created from the source DB cluster with the same configuration as the original DB cluster, except that the new DB cluster is created with the default DB security group.

## Note

For Aurora, this operation only restores the DB cluster, not the DB instances for that DB cluster. You must invoke the `CreateDBInstance` operation to create DB instances for the restored DB cluster, specifying the identifier of the restored DB cluster in `DBClusterIdentifier`. You can create DB instances only after the `RestoreDBClusterToPointInTime` operation has completed and the DB cluster is available.

For more information on Amazon Aurora DB clusters, see [What is Amazon Aurora?](#) in the *Amazon Aurora User Guide*.

For more information on Multi-AZ DB clusters, see [Multi-AZ DB cluster deployments](#) in the *Amazon RDS User Guide*.

## Request Parameters

For information about the parameters that are common to all actions, see [Common Parameters](#).

### **DBClusterIdentifier**

The name of the new DB cluster to be created.

Constraints:

- Must contain from 1 to 63 letters, numbers, or hyphens
- First character must be a letter
- Can't end with a hyphen or contain two consecutive hyphens

Valid for: Aurora DB clusters and Multi-AZ DB clusters

Type: String

Required: Yes

### **BacktrackWindow**

The target backtrack window, in seconds. To disable backtracking, set this value to 0.

Default: 0

Constraints:

- If specified, this value must be set to a number from 0 to 259,200 (72 hours).

Valid for: Aurora MySQL DB clusters only

Type: Long

Required: No

### **CopyTagsToSnapshot**

Specifies whether to copy all tags from the restored DB cluster to snapshots of the restored DB cluster. The default is not to copy them.

Valid for: Aurora DB clusters and Multi-AZ DB clusters

Type: Boolean

Required: No

### **DBClusterInstanceClass**

The compute and memory capacity of the each DB instance in the Multi-AZ DB cluster, for example db.m6gd.xlarge. Not all DB instance classes are available in all AWS Regions, or for all database engines.

For the full list of DB instance classes, and availability for your engine, see [DB instance class](#) in the *Amazon RDS User Guide*.

Valid for: Multi-AZ DB clusters only

Type: String

Required: No

## **DBClusterParameterGroupName**

The name of the custom DB cluster parameter group to associate with this DB cluster.

If the `DBClusterParameterGroupName` parameter is omitted, the default DB cluster parameter group for the specified engine is used.

Constraints:

- If supplied, must match the name of an existing DB cluster parameter group.
- Must be 1 to 255 letters, numbers, or hyphens.
- First character must be a letter.
- Can't end with a hyphen or contain two consecutive hyphens.

Valid for: Aurora DB clusters and Multi-AZ DB clusters

Type: String

Required: No

## **DBSubnetGroupName**

The DB subnet group name to use for the new DB cluster.

Constraints: If supplied, must match the name of an existing `DBSubnetGroup`.

Example: `mydbsubnetgroup`

Valid for: Aurora DB clusters and Multi-AZ DB clusters

Type: String

Required: No

## **DeletionProtection**

Specifies whether to enable deletion protection for the DB cluster. The database can't be deleted when deletion protection is enabled. By default, deletion protection isn't enabled.

Valid for: Aurora DB clusters and Multi-AZ DB clusters

Type: Boolean

Required: No

## Domain

The Active Directory directory ID to restore the DB cluster in. The domain must be created prior to this operation.

For Amazon Aurora DB clusters, Amazon RDS can use Kerberos Authentication to authenticate users that connect to the DB cluster. For more information, see [Kerberos Authentication](#) in the *Amazon Aurora User Guide*.

Valid for: Aurora DB clusters only

Type: String

Required: No

## DomainIAMRoleName

The name of the IAM role to be used when making API calls to the Directory Service.

Valid for: Aurora DB clusters only

Type: String

Required: No

## EnableCloudwatchLogsExports.member.N

The list of logs that the restored DB cluster is to export to CloudWatch Logs. The values in the list depend on the DB engine being used.

### RDS for MySQL

Possible values are `error`, `general`, and `slowquery`.

### RDS for PostgreSQL

Possible values are `postgresql` and `upgrade`.

### Aurora MySQL

Possible values are `audit`, `error`, `general`, and `slowquery`.

### Aurora PostgreSQL

Possible value is `postgresql`.

For more information about exporting CloudWatch Logs for Amazon RDS, see [Publishing Database Logs to Amazon CloudWatch Logs](#) in the *Amazon RDS User Guide*.

For more information about exporting CloudWatch Logs for Amazon Aurora, see [Publishing Database Logs to Amazon CloudWatch Logs](#) in the *Amazon Aurora User Guide*.

Valid for: Aurora DB clusters and Multi-AZ DB clusters

Type: Array of strings

Required: No

### **EnableIAMDatabaseAuthentication**

Specifies whether to enable mapping of AWS Identity and Access Management (IAM) accounts to database accounts. By default, mapping isn't enabled.

For more information, see [IAM Database Authentication](#) in the *Amazon Aurora User Guide*.

Valid for: Aurora DB clusters only

Type: Boolean

Required: No

### **EngineLifecycleSupport**

The life cycle type for this DB cluster.

#### **Note**

By default, this value is set to `open-source-rds-extended-support`, which enrolls your DB cluster into Amazon RDS Extended Support. At the end of standard support, you can avoid charges for Extended Support by setting the value to `open-source-rds-extended-support-disabled`. In this case, RDS automatically upgrades your restored DB cluster to a higher engine version, if the major engine version is past its end of standard support date.

You can use this setting to enroll your DB cluster into Amazon RDS Extended Support. With RDS Extended Support, you can run the selected major engine version on your DB cluster past



the end of standard support for that engine version. For more information, see the following sections:

- Amazon Aurora (PostgreSQL only) - [Using Amazon RDS Extended Support](#) in the *Amazon Aurora User Guide*
- Amazon RDS - [Using Amazon RDS Extended Support](#) in the *Amazon RDS User Guide*

Valid for Cluster Type: Aurora DB clusters and Multi-AZ DB clusters

Valid Values: open-source-rds-extended-support | open-source-rds-extended-support-disabled

Default: open-source-rds-extended-support

Type: String

Required: No

### **EngineMode**

The engine mode of the new cluster. Specify `provisioned` or `serverless`, depending on the type of the cluster you are creating. You can create an Aurora Serverless v1 clone from a provisioned cluster, or a provisioned clone from an Aurora Serverless v1 cluster. To create a clone that is an Aurora Serverless v1 cluster, the original cluster must be an Aurora Serverless v1 cluster or an encrypted provisioned cluster.

Valid for: Aurora DB clusters only

Type: String

Required: No

### **Iops**

The amount of Provisioned IOPS (input/output operations per second) to be initially allocated for each DB instance in the Multi-AZ DB cluster.

For information about valid IOPS values, see [Amazon RDS Provisioned IOPS storage](#) in the *Amazon RDS User Guide*.

Constraints: Must be a multiple between .5 and 50 of the storage amount for the DB instance.

Valid for: Multi-AZ DB clusters only

Type: Integer

Required: No

## KmsKeyId

The AWS KMS key identifier to use when restoring an encrypted DB cluster from an encrypted DB cluster.

The AWS KMS key identifier is the key ARN, key ID, alias ARN, or alias name for the KMS key. To use a KMS key in a different AWS account, specify the key ARN or alias ARN.

You can restore to a new DB cluster and encrypt the new DB cluster with a KMS key that is different from the KMS key used to encrypt the source DB cluster. The new DB cluster is encrypted with the KMS key identified by the `KmsKeyId` parameter.

If you don't specify a value for the `KmsKeyId` parameter, then the following occurs:

- If the DB cluster is encrypted, then the restored DB cluster is encrypted using the KMS key that was used to encrypt the source DB cluster.
- If the DB cluster isn't encrypted, then the restored DB cluster isn't encrypted.

If `DBClusterIdentifier` refers to a DB cluster that isn't encrypted, then the restore request is rejected.

Valid for: Aurora DB clusters and Multi-AZ DB clusters

Type: String

Required: No

## NetworkType

The network type of the DB cluster.

Valid Values:

- IPV4
- DUAL

The network type is determined by the `DBSubnetGroup` specified for the DB cluster. A `DBSubnetGroup` can support only the IPv4 protocol or the IPv4 and the IPv6 protocols (DUAL).

For more information, see [Working with a DB instance in a VPC](#) in the *Amazon Aurora User Guide*.

Valid for: Aurora DB clusters only

Type: String

Required: No

### **OptionGroupName**

The name of the option group for the new DB cluster.

DB clusters are associated with a default option group that can't be modified.

Type: String

Required: No

### **Port**

The port number on which the new DB cluster accepts connections.

Constraints: A value from 1150-65535.

Default: The default port for the engine.

Valid for: Aurora DB clusters and Multi-AZ DB clusters

Type: Integer

Required: No

### **PubliclyAccessible**

Specifies whether the DB cluster is publicly accessible.

When the DB cluster is publicly accessible, its Domain Name System (DNS) endpoint resolves to the private IP address from within the DB cluster's virtual private cloud (VPC). It resolves to the public IP address from outside of the DB cluster's VPC. Access to the DB cluster is ultimately controlled by the security group it uses. That public access is not permitted if the security group assigned to the DB cluster doesn't permit it.

When the DB cluster isn't publicly accessible, it is an internal DB cluster with a DNS name that resolves to a private IP address.

**Default:** The default behavior varies depending on whether `DBSubnetGroupName` is specified.

If `DBSubnetGroupName` isn't specified, and `PubliclyAccessible` isn't specified, the following applies:

- If the default VPC in the target Region doesn't have an internet gateway attached to it, the DB cluster is private.
- If the default VPC in the target Region has an internet gateway attached to it, the DB cluster is public.

If `DBSubnetGroupName` is specified, and `PubliclyAccessible` isn't specified, the following applies:

- If the subnets are part of a VPC that doesn't have an internet gateway attached to it, the DB cluster is private.
- If the subnets are part of a VPC that has an internet gateway attached to it, the DB cluster is public.

Valid for: Multi-AZ DB clusters only

Type: Boolean

Required: No

### **RdsCustomClusterConfiguration**

Reserved for future use.

Type: [RdsCustomClusterConfiguration](#) object

Required: No

### **RestoreToTime**

The date and time to restore the DB cluster to.

Valid Values: Value must be a time in Universal Coordinated Time (UTC) format

Constraints:

- Must be before the latest restorable time for the DB instance
- Must be specified if `UseLatestRestorableTime` parameter isn't provided
- Can't be specified if the `UseLatestRestorableTime` parameter is enabled

- Can't be specified if the `RestoreType` parameter is `copy-on-write`

Example: `2015-03-07T23:45:00Z`

Valid for: Aurora DB clusters and Multi-AZ DB clusters

Type: Timestamp

Required: No

## RestoreType

The type of restore to be performed. You can specify one of the following values:

- `full-copy` - The new DB cluster is restored as a full copy of the source DB cluster.
- `copy-on-write` - The new DB cluster is restored as a clone of the source DB cluster.

If you don't specify a `RestoreType` value, then the new DB cluster is restored as a full copy of the source DB cluster.

Valid for: Aurora DB clusters and Multi-AZ DB clusters

Type: String

Required: No

## ScalingConfiguration

For DB clusters in `serverless` DB engine mode, the scaling properties of the DB cluster.

Valid for: Aurora DB clusters only

Type: [ScalingConfiguration](#) object

Required: No

## ServerlessV2ScalingConfiguration

Contains the scaling configuration of an Aurora Serverless v2 DB cluster.

For more information, see [Using Amazon Aurora Serverless v2](#) in the *Amazon Aurora User Guide*.

Type: [ServerlessV2ScalingConfiguration](#) object

Required: No

## SourceDBClusterIdentifier

The identifier of the source DB cluster from which to restore.

Constraints:

- Must match the identifier of an existing DBCluster.

Valid for: Aurora DB clusters and Multi-AZ DB clusters

Type: String

Required: No

## SourceDbClusterResourceId

The resource ID of the source DB cluster from which to restore.

Type: String

Required: No

## StorageType

Specifies the storage type to be associated with the DB cluster.

When specified for a Multi-AZ DB cluster, a value for the Iops parameter is required.

Valid Values: `aurora`, `aurora-iopt1` (Aurora DB clusters); `io1` (Multi-AZ DB clusters)

Default: `aurora` (Aurora DB clusters); `io1` (Multi-AZ DB clusters)

Valid for: Aurora DB clusters and Multi-AZ DB clusters

Type: String

Required: No

## Tags.Tag.N

A list of tags. For more information, see [Tagging Amazon RDS Resources](#) in the *Amazon RDS User Guide*.

Type: Array of [Tag](#) objects

Required: No

### **UseLatestRestorableTime**

Specifies whether to restore the DB cluster to the latest restorable backup time. By default, the DB cluster isn't restored to the latest restorable backup time.

Constraints: Can't be specified if `RestoreToTime` parameter is provided.

Valid for: Aurora DB clusters and Multi-AZ DB clusters

Type: Boolean

Required: No

### **VpcSecurityGroupIds.VpcSecurityGroupId.N**

A list of VPC security groups that the new DB cluster belongs to.

Valid for: Aurora DB clusters and Multi-AZ DB clusters

Type: Array of strings

Required: No

## **Response Elements**

The following element is returned by the service.

### **DBCluster**

Contains the details of an Amazon Aurora DB cluster or Multi-AZ DB cluster.

For an Amazon Aurora DB cluster, this data type is used as a response element in the operations `CreateDBCluster`, `DeleteDBCluster`, `DescribeDBClusters`, `FailoverDBCluster`, `ModifyDBCluster`, `PromoteReadReplicaDBCluster`, `RestoreDBClusterFromS3`, `RestoreDBClusterFromSnapshot`, `RestoreDBClusterToPointInTime`, `StartDBCluster`, and `StopDBCluster`.

For a Multi-AZ DB cluster, this data type is used as a response element in the operations `CreateDBCluster`, `DeleteDBCluster`, `DescribeDBClusters`, `FailoverDBCluster`,

`ModifyDBCluster`, `RebootDBCluster`, `RestoreDBClusterFromSnapshot`, and `RestoreDBClusterToPointInTime`.

For more information on Amazon Aurora DB clusters, see [What is Amazon Aurora?](#) in the *Amazon Aurora User Guide*.

For more information on Multi-AZ DB clusters, see [Multi-AZ deployments with two readable standby DB instances](#) in the *Amazon RDS User Guide*.

Type: [DBCluster](#) object

## Errors

For information about the errors that are common to all actions, see [Common Errors](#).

### **DBClusterAlreadyExistsFault**

The user already has a DB cluster with the given identifier.

HTTP Status Code: 400

### **DBClusterAutomatedBackupNotFoundFault**

No automated backup for this DB cluster was found.

HTTP Status Code: 404

### **DBClusterNotFoundFault**

`DBClusterIdentifier` doesn't refer to an existing DB cluster.

HTTP Status Code: 404

### **DBClusterParameterGroupNotFound**

`DBClusterParameterGroupName` doesn't refer to an existing DB cluster parameter group.

HTTP Status Code: 404

### **DBClusterQuotaExceededFault**

The user attempted to create a new DB cluster and the user has already reached the maximum allowed DB cluster quota.

HTTP Status Code: 403



**DBClusterSnapshotNotFoundFault**

`DBClusterSnapshotIdentifier` doesn't refer to an existing DB cluster snapshot.

HTTP Status Code: 404

**DBSubnetGroupNotFoundFault**

`DBSubnetGroupName` doesn't refer to an existing DB subnet group.

HTTP Status Code: 404

**DomainNotFoundFault**

`Domain` doesn't refer to an existing Active Directory domain.

HTTP Status Code: 404

**InsufficientDBClusterCapacityFault**

The DB cluster doesn't have enough capacity for the current operation.

HTTP Status Code: 403

**InsufficientDBInstanceCapacity**

The specified DB instance class isn't available in the specified Availability Zone.

HTTP Status Code: 400

**InsufficientStorageClusterCapacity**

There is insufficient storage available for the current action. You might be able to resolve this error by updating your subnet group to use different Availability Zones that have more storage available.

HTTP Status Code: 400

**InvalidDBClusterSnapshotStateFault**

The supplied value isn't a valid DB cluster snapshot state.

HTTP Status Code: 400

**InvalidDBClusterStateFault**

The requested operation can't be performed while the cluster is in this state.

HTTP Status Code: 400

### **InvalidDBSnapshotState**

The state of the DB snapshot doesn't allow deletion.

HTTP Status Code: 400

### **InvalidRestoreFault**

Cannot restore from VPC backup to non-VPC DB instance.

HTTP Status Code: 400

### **InvalidSubnet**

The requested subnet is invalid, or multiple subnets were requested that are not all in a common VPC.

HTTP Status Code: 400

### **InvalidVPCNetworkStateFault**

The DB subnet group doesn't cover all Availability Zones after it's created because of users' change.

HTTP Status Code: 400

### **KMSKeyNotAccessibleFault**

An error occurred accessing an AWS KMS key.

HTTP Status Code: 400

### **OptionGroupNotFoundFault**

The specified option group could not be found.

HTTP Status Code: 404

### **StorageQuotaExceeded**

The request would result in the user exceeding the allowed amount of storage available across all DB instances.

HTTP Status Code: 400

## Examples

### Restoring an Aurora DB cluster to a point in time

This example illustrates one usage of `RestoreDBClusterToPointInTime`.

#### Sample Request

```
https://rds.us-west-2.amazonaws.com/
?Action=RestoreDBClusterToPointInTime
&DBClusterIdentifier=sample-restored-1
&RestoreToTime=2023-02-13T18%3A45%3A00Z
&SignatureMethod=HmacSHA256
&SignatureVersion=4
&SourceDBClusterIdentifier=sample-cluster
&Version=2014-10-31
&X-Amz-Algorithm=AWS4-HMAC-SHA256
&X-Amz-Credential=AKIADQKE4SARGYLE/20230213/us-west-2/rds/aws4_request
&X-Amz-Date=20230213T224930Z
&X-Amz-SignedHeaders=content-type;host;user-agent;x-amz-content-sha256;x-amz-date
&X-Amz-Signature=e3b88945052247e82eaeaca6e269e7f6e18a36147b45c3b077bc600472e70de6
```

#### Sample Response

```
<RestoreDBClusterToPointInTimeResponse xmlns="http://rds.amazonaws.com/
doc/2014-10-31/">
  <RestoreDBClusterToPointInTimeResult>
    <DBCluster>
      <AllocatedStorage>1</AllocatedStorage>
      <DatabaseName>sample</DatabaseName>
      <AvailabilityZones>
        <AvailabilityZone>us-west-2a</AvailabilityZone>
        <AvailabilityZone>us-west-2b</AvailabilityZone>
        <AvailabilityZone>us-west-2c</AvailabilityZone>
      </AvailabilityZones>
      <PreferredBackupWindow>10:37-11:07</PreferredBackupWindow>
      <Endpoint>sample-restored-1.cluster-cnubrrfwfkg6.us-west-2.rds.amazonaws.com</
Endpoint>
      <Engine>aurora-mysql</Engine>
      <ReaderEndpoint>sample-restored-1.cluster-ro-cnubrrfwfkg6.us-
west-2.rds.amazonaws.com</ReaderEndpoint>
      <ReadReplicaIdentifiers/>
      <EngineVersion>8.0.mysql_aurora.3.01.0</EngineVersion>
```

```

    <MasterUsername>mymasteruser</MasterUsername>
    <DBClusterMembers/>
    <StorageEncrypted>>false</StorageEncrypted>
    <DBSubnetGroup>default</DBSubnetGroup>
    <HostedZoneId>Z1PVIF0B622C1W</HostedZoneId>
    <VpcSecurityGroups>
      <VpcSecurityGroupMembership>
        <VpcSecurityGroupId>sg-187c1671</VpcSecurityGroupId>
        <Status>active</Status>
      </VpcSecurityGroupMembership>
    </VpcSecurityGroups>
    <Port>3306</Port>
    <PreferredMaintenanceWindow>tue:11:51-tue:12:21</PreferredMaintenanceWindow>
    <DBClusterParameterGroup>default.aurora5.6</DBClusterParameterGroup>
    <BackupRetentionPeriod>1</BackupRetentionPeriod>
    <DBClusterIdentifier>sample-restored-1</DBClusterIdentifier>
    <DbClusterResourceId>cluster-U5ZXU3237H7YVCVKISDIXSQUQ</DbClusterResourceId>
    <DBClusterArn>arn:aws:rds:us-west-2:123456789012:cluster:sample-restored-1</
DBClusterArn>
    <Status>creating</Status>
  </DBCluster>
</RestoreDBClusterToPointInTimeResult>
<ResponseMetadata>
  <RequestId>54b75eef-7a04-15b6-aaa0-75ef834084a0</RequestId>
</ResponseMetadata>
</RestoreDBClusterToPointInTimeResponse>

```

## Restoring a Multi-AZ DB cluster to a point in time

This example illustrates one usage of `RestoreDBClusterToPointInTime`.

### Sample Request

```

https://rds.us-west-2.amazonaws.com/
?Action=RestoreDBClusterToPointInTime
&DBClusterIdentifier=my-multi-az-cluster-pit
&SourceDBClusterIdentifier=my-multi-az-cluster
&UseLatestRestorableTime=true
&DBClusterInstanceClass=db.r6gd.large
&StorageType=io1
&Iops=1000
&PubliclyAccessible=true
&Version=2014-10-31

```

```

&X-Amz-Algorithm=AWS4-HMAC-SHA256
&X-Amz-Credential=AKIADQKE4SARGYLE/20221026/us-west-2/rds/aws4_request
&X-Amz-Date=20221027T000601Z
&X-Amz-SignedHeaders=content-type;host;user-agent;x-amz-content-sha256;x-amz-date
&X-Amz-Signature=e3b88945052247e82eaeaca6e269e7f6e18a36147b45c3b077bc600472e70de6

```

## Sample Response

```

<RestoreDBClusterToPointInTimeResponse xmlns="http://rds.amazonaws.com/doc/2014-10-31/">
  <RestoreDBClusterToPointInTimeResult>
    <DBCluster>
      <CrossAccountClone>false</CrossAccountClone>
      <AllocatedStorage>100</AllocatedStorage>
      <DatabaseName>mydb</DatabaseName>
      <AssociatedRoles />
      <AvailabilityZones>
        <AvailabilityZone>us-west-2a</AvailabilityZone>
        <AvailabilityZone>us-west-2b</AvailabilityZone>
        <AvailabilityZone>us-west-2d</AvailabilityZone>
      </AvailabilityZones>
      <ReadReplicaIdentifiers />
      <Iops>1000</Iops>
      <EngineVersion>8.0.26</EngineVersion>
      <MasterUsername>admin</MasterUsername>
      <DBClusterMembers>
        <DBClusterMember>
          <DBInstanceIdentifier>my-multi-az-cluster-instance-3</DBInstanceIdentifier>
          <DBClusterParameterGroupStatus>in-sync</DBClusterParameterGroupStatus>
          <PromotionTier>1</PromotionTier>
          <IsClusterWriter>false</IsClusterWriter>
        </DBClusterMember>
        <DBClusterMember>
          <DBInstanceIdentifier>my-multi-az-cluster-instance-2</DBInstanceIdentifier>
          <DBClusterParameterGroupStatus>in-sync</DBClusterParameterGroupStatus>
          <PromotionTier>1</PromotionTier>
          <IsClusterWriter>false</IsClusterWriter>
        </DBClusterMember>
        <DBClusterMember>
          <DBInstanceIdentifier>my-multi-az-cluster-instance-1</DBInstanceIdentifier>
          <DBClusterParameterGroupStatus>in-sync</DBClusterParameterGroupStatus>
          <PromotionTier>1</PromotionTier>
          <IsClusterWriter>false</IsClusterWriter>
        </DBClusterMember>
      </DBClusterMembers>
    </DBCluster>
  </RestoreDBClusterToPointInTimeResult>
</RestoreDBClusterToPointInTimeResponse>

```

```

    </DBClusterMember>
  </DBClusterMembers>
  <HttpEndpointEnabled>>false</HttpEndpointEnabled>
  <Port>3306</Port>
  <BackupRetentionPeriod>2</BackupRetentionPeriod>
  <KmsKeyId>arn:aws:kms:us-west-2:123456789012:key/123EXAMPLE-abcd-4567-
efgEXAMPLE</KmsKeyId>
  <DBClusterIdentifier>my-multi-az-cluster-pit</DBClusterIdentifier>
  <DbClusterResourceId>cluster-SA2CL64NMV4KTUP6PI4TJWLOM4</DbClusterResourceId>
  <Status>creating</Status>
  <PreferredBackupWindow>11:34-12:04</PreferredBackupWindow>
  <DeletionProtection>>false</DeletionProtection>
  <Endpoint>my-multi-az-cluster.cluster-123456789012.us-west-2.rds.amazonaws.com</
Endpoint>
  <EngineMode>provisioned</EngineMode>
  <Engine>mysql</Engine>
  <ReaderEndpoint>my-multi-az-cluster.cluster-ro-123456789012.us-
west-2.rds.amazonaws.com</ReaderEndpoint>
  <PubliclyAccessible>>true</PubliclyAccessible>
  <IAMDatabaseAuthenticationEnabled>>false</IAMDatabaseAuthenticationEnabled>
  <ClusterCreateTime>2021-10-27T00:06:04.033Z</ClusterCreateTime>
  <MultiAZ>>true</MultiAZ>
  <DomainMemberships />
  <StorageEncrypted>>true</StorageEncrypted>
  <DBSubnetGroup>default</DBSubnetGroup>
  <VpcSecurityGroups>
    <VpcSecurityGroupMembership>
      <VpcSecurityGroupId>sg-6921cc28</VpcSecurityGroupId>
      <Status>active</Status>
    </VpcSecurityGroupMembership>
  </VpcSecurityGroups>
  <HostedZoneId>Z3GZ3VYA3PGHTQ</HostedZoneId>
  <TagList />
  <PreferredMaintenanceWindow>sat:07:05-sat:07:35</PreferredMaintenanceWindow>
  <DBClusterParameterGroup>my-cluster-param-1</DBClusterParameterGroup>
  <StorageType>io1</StorageType>
  <DBClusterInstanceClass>db.r6gd.large</DBClusterInstanceClass>
  <CopyTagsToSnapshot>>false</CopyTagsToSnapshot>
  <AutoMinorVersionUpgrade>>true</AutoMinorVersionUpgrade>
  <DBClusterArn>arn:aws:rds:us-west-2:123456789012:cluster:my-multi-az-cluster</
DBClusterArn>
</DBCluster>
</RestoreDBClusterToPointInTimeResult>
<ResponseMetadata>

```

```
<RequestId>ec5c848f-3f6a-4c98-9b45-2da58c4e4a96</RequestId>
</ResponseMetadata>
</RestoreDBClusterToPointInTimeResponse>
```

## See Also

For more information about using this API in one of the language-specific AWS SDKs, see the following:

- [AWS Command Line Interface](#)
- [AWS SDK for .NET](#)
- [AWS SDK for C++](#)
- [AWS SDK for Go v2](#)
- [AWS SDK for Java V2](#)
- [AWS SDK for JavaScript V3](#)
- [AWS SDK for PHP V3](#)
- [AWS SDK for Python](#)
- [AWS SDK for Ruby V3](#)

# RestoreDBInstanceFromDBSnapshot

Creates a new DB instance from a DB snapshot. The target database is created from the source database restore point with most of the source's original configuration, including the default security group and DB parameter group. By default, the new DB instance is created as a Single-AZ deployment, except when the instance is a SQL Server instance that has an option group associated with mirroring. In this case, the instance becomes a Multi-AZ deployment, not a Single-AZ deployment.

If you want to replace your original DB instance with the new, restored DB instance, then rename your original DB instance before you call the `RestoreDBInstanceFromDBSnapshot` operation. RDS doesn't allow two DB instances with the same name. After you have renamed your original DB instance with a different identifier, then you can pass the original name of the DB instance as the `DBInstanceIdentifier` in the call to the `RestoreDBInstanceFromDBSnapshot` operation. The result is that you replace the original DB instance with the DB instance created from the snapshot.

If you are restoring from a shared manual DB snapshot, the `DBSnapshotIdentifier` must be the ARN of the shared DB snapshot.

## Note

This command doesn't apply to Aurora MySQL and Aurora PostgreSQL. For Aurora, use `RestoreDBClusterFromSnapshot`.

## Request Parameters

For information about the parameters that are common to all actions, see [Common Parameters](#).

### DBInstanceIdentifier

The name of the DB instance to create from the DB snapshot. This parameter isn't case-sensitive.

Constraints:

- Must contain from 1 to 63 numbers, letters, or hyphens.
- First character must be a letter.



- Can't end with a hyphen or contain two consecutive hyphens.

Example: `my-snapshot-id`

Type: String

Required: Yes

### **AllocatedStorage**

The amount of storage (in gibibytes) to allocate initially for the DB instance. Follow the allocation rules specified in `CreateDBInstance`.

#### **Note**

Be sure to allocate enough storage for your new DB instance so that the restore operation can succeed. You can also allocate additional storage for future growth.

Type: Integer

Required: No

### **AutoMinorVersionUpgrade**

Specifies whether to automatically apply minor version upgrades to the DB instance during the maintenance window.

If you restore an RDS Custom DB instance, you must disable this parameter.

Type: Boolean

Required: No

### **AvailabilityZone**

The Availability Zone (AZ) where the DB instance will be created.

Default: A random, system-chosen Availability Zone.

Constraint: You can't specify the `AvailabilityZone` parameter if the DB instance is a Multi-AZ deployment.

Example: `us-east-1a`

Type: String

Required: No

### **BackupTarget**

Specifies where automated backups and manual snapshots are stored for the restored DB instance.

Possible values are `outposts` (AWS Outposts) and `region` (AWS Region). The default is `region`.

For more information, see [Working with Amazon RDS on AWS Outposts](#) in the *Amazon RDS User Guide*.

Type: String

Required: No

### **CACertificateIdentifier**

The CA certificate identifier to use for the DB instance's server certificate.

This setting doesn't apply to RDS Custom DB instances.

For more information, see [Using SSL/TLS to encrypt a connection to a DB instance](#) in the *Amazon RDS User Guide* and [Using SSL/TLS to encrypt a connection to a DB cluster](#) in the *Amazon Aurora User Guide*.

Type: String

Required: No

### **CopyTagsToSnapshot**

Specifies whether to copy all tags from the restored DB instance to snapshots of the DB instance.

In most cases, tags aren't copied by default. However, when you restore a DB instance from a DB snapshot, RDS checks whether you specify new tags. If yes, the new tags are added to the restored DB instance. If there are no new tags, RDS looks for the tags from the source DB instance for the DB snapshot, and then adds those tags to the restored DB instance.

For more information, see [Copying tags to DB instance snapshots](#) in the *Amazon RDS User Guide*.

Type: Boolean

Required: No

### **CustomIamInstanceProfile**

The instance profile associated with the underlying Amazon EC2 instance of an RDS Custom DB instance. The instance profile must meet the following requirements:

- The profile must exist in your account.
- The profile must have an IAM role that Amazon EC2 has permissions to assume.
- The instance profile name and the associated IAM role name must start with the prefix `AWSRDSCustom`.

For the list of permissions required for the IAM role, see [Configure IAM and your VPC](#) in the *Amazon RDS User Guide*.

This setting is required for RDS Custom.

Type: String

Required: No

### **DBClusterSnapshotIdentifier**

The identifier for the Multi-AZ DB cluster snapshot to restore from.

For more information on Multi-AZ DB clusters, see [Multi-AZ DB cluster deployments](#) in the *Amazon RDS User Guide*.

Constraints:

- Must match the identifier of an existing Multi-AZ DB cluster snapshot.
- Can't be specified when `DBSnapshotIdentifier` is specified.
- Must be specified when `DBSnapshotIdentifier` isn't specified.
- If you are restoring from a shared manual Multi-AZ DB cluster snapshot, the `DBClusterSnapshotIdentifier` must be the ARN of the shared snapshot.
- Can't be the identifier of an Aurora DB cluster snapshot.

Type: String

Required: No

## DBInstanceClass

The compute and memory capacity of the Amazon RDS DB instance, for example `db.m4.large`. Not all DB instance classes are available in all AWS Regions, or for all database engines. For the full list of DB instance classes, and availability for your engine, see [DB Instance Class](#) in the *Amazon RDS User Guide*.

Default: The same `DBInstanceClass` as the original DB instance.

Type: String

Required: No

## DBName

The name of the database for the restored DB instance.

This parameter only applies to RDS for Oracle and RDS for SQL Server DB instances. It doesn't apply to the other engines or to RDS Custom DB instances.

Type: String

Required: No

## DBParameterGroupName

The name of the DB parameter group to associate with this DB instance.

If you don't specify a value for `DBParameterGroupName`, then RDS uses the default `DBParameterGroup` for the specified DB engine.

This setting doesn't apply to RDS Custom.

Constraints:

- If supplied, must match the name of an existing DB parameter group.
- Must be 1 to 255 letters, numbers, or hyphens.
- First character must be a letter.
- Can't end with a hyphen or contain two consecutive hyphens.

Type: String

Required: No

## DBSnapshotIdentifier

The identifier for the DB snapshot to restore from.

Constraints:

- Must match the identifier of an existing DB snapshot.
- Can't be specified when `DBClusterSnapshotIdentifier` is specified.
- Must be specified when `DBClusterSnapshotIdentifier` isn't specified.
- If you are restoring from a shared manual DB snapshot, the `DBSnapshotIdentifier` must be the ARN of the shared DB snapshot.

Type: String

Required: No

## DBSubnetGroupName

The name of the DB subnet group to use for the new instance.

Constraints:

- If supplied, must match the name of an existing DB subnet group.

Example: `mydbsubnetgroup`

Type: String

Required: No

## DedicatedLogVolume

Specifies whether to enable a dedicated log volume (DLV) for the DB instance.

Type: Boolean

Required: No

## DeletionProtection

Specifies whether to enable deletion protection for the DB instance. The database can't be deleted when deletion protection is enabled. By default, deletion protection isn't enabled. For more information, see [Deleting a DB Instance](#).

Type: Boolean

Required: No

## Domain

The Active Directory directory ID to restore the DB instance in. The domain/ must be created prior to this operation. Currently, you can create only Db2, MySQL, Microsoft SQL Server, Oracle, and PostgreSQL DB instances in an Active Directory Domain.

For more information, see [Kerberos Authentication](#) in the *Amazon RDS User Guide*.

This setting doesn't apply to RDS Custom.

Type: String

Required: No

## DomainAuthSecretArn

The ARN for the Secrets Manager secret with the credentials for the user joining the domain.

Constraints:

- Can't be longer than 64 characters.

Example: `arn:aws:secretsmanager:region:account-number:secret:myselfmanagedADtestsecret-123456`

Type: String

Required: No

## DomainDnsIps.member.N

The IPv4 DNS IP addresses of your primary and secondary Active Directory domain controllers.

Constraints:

- Two IP addresses must be provided. If there isn't a secondary domain controller, use the IP address of the primary domain controller for both entries in the list.

Example: `123.124.125.126, 234.235.236.237`

Type: Array of strings

Required: No

## DomainFqdn

The fully qualified domain name (FQDN) of an Active Directory domain.

Constraints:

- Can't be longer than 64 characters.

Example: `mymanagedADtest.mymanagedAD.mydomain`

Type: String

Required: No

## DomainIAMRoleName

The name of the IAM role to use when making API calls to the Directory Service.

This setting doesn't apply to RDS Custom DB instances.

Type: String

Required: No

## DomainOu

The Active Directory organizational unit for your DB instance to join.

Constraints:

- Must be in the distinguished name format.
- Can't be longer than 64 characters.

Example:

`OU=mymanagedADtestOU,DC=mymanagedADtest,DC=mymanagedAD,DC=mydomain`

Type: String

Required: No

## EnableCloudwatchLogsExports.member.N

The list of logs for the restored DB instance to export to CloudWatch Logs. The values in the list depend on the DB engine. For more information, see [Publishing Database Logs to Amazon CloudWatch Logs](#) in the *Amazon RDS User Guide*.

This setting doesn't apply to RDS Custom.

Type: Array of strings

Required: No

### **EnableCustomerOwnedIp**

Specifies whether to enable a customer-owned IP address (CoIP) for an RDS on Outposts DB instance.

A *CoIP* provides local or external connectivity to resources in your Outpost subnets through your on-premises network. For some use cases, a CoIP can provide lower latency for connections to the DB instance from outside of its virtual private cloud (VPC) on your local network.

This setting doesn't apply to RDS Custom.

For more information about RDS on Outposts, see [Working with Amazon RDS on AWS Outposts](#) in the *Amazon RDS User Guide*.

For more information about CoIPs, see [Customer-owned IP addresses](#) in the *AWS Outposts User Guide*.

Type: Boolean

Required: No

### **EnableIAMDatabaseAuthentication**

Specifies whether to enable mapping of AWS Identity and Access Management (IAM) accounts to database accounts. By default, mapping is disabled.

For more information about IAM database authentication, see [IAM Database Authentication for MySQL and PostgreSQL](#) in the *Amazon RDS User Guide*.

This setting doesn't apply to RDS Custom.

Type: Boolean

Required: No

### **Engine**

The database engine to use for the new instance.



This setting doesn't apply to RDS Custom.

Default: The same as source

Constraint: Must be compatible with the engine of the source. For example, you can restore a MariaDB 10.1 DB instance from a MySQL 5.6 snapshot.

Valid Values:

- `db2-ae`
- `db2-se`
- `mariadb`
- `mysql`
- `oracle-ee`
- `oracle-ee-cdb`
- `oracle-se2`
- `oracle-se2-cdb`
- `postgres`
- `sqlserver-ee`
- `sqlserver-se`
- `sqlserver-ex`
- `sqlserver-web`

Type: String

Required: No

## EngineLifecycleSupport

The life cycle type for this DB instance.

### Note

By default, this value is set to `open-source-rds-extended-support`, which enrolls your DB instance into Amazon RDS Extended Support. At the end of standard support, you can avoid charges for Extended Support by setting the value to `open-source-rds-extended-support-disabled`. In this case, RDS automatically upgrades your

restored DB instance to a higher engine version, if the major engine version is past its end of standard support date.

You can use this setting to enroll your DB instance into Amazon RDS Extended Support. With RDS Extended Support, you can run the selected major engine version on your DB instance past the end of standard support for that engine version. For more information, see [Using Amazon RDS Extended Support](#) in the *Amazon RDS User Guide*.

This setting applies only to RDS for MySQL and RDS for PostgreSQL. For Amazon Aurora DB instances, the life cycle type is managed by the DB cluster.

Valid Values: `open-source-rds-extended-support` | `open-source-rds-extended-support-disabled`

Default: `open-source-rds-extended-support`

Type: String

Required: No

## Iops

Specifies the amount of provisioned IOPS for the DB instance, expressed in I/O operations per second. If this parameter isn't specified, the IOPS value is taken from the backup. If this parameter is set to 0, the new instance is converted to a non-PIOPS instance. The conversion takes additional time, though your DB instance is available for connections before the conversion starts.

The provisioned IOPS value must follow the requirements for your database engine. For more information, see [Amazon RDS Provisioned IOPS storage](#) in the *Amazon RDS User Guide*.

Constraints: Must be an integer greater than 1000.

Type: Integer

Required: No

## LicenseModel

License model information for the restored DB instance.

**Note**

License models for RDS for Db2 require additional configuration. The Bring Your Own License (BYOL) model requires a custom parameter group. The Db2 license through AWS Marketplace model requires an AWS Marketplace subscription. For more information, see [RDS for Db2 licensing options](#) in the *Amazon RDS User Guide*.

This setting doesn't apply to Amazon Aurora or RDS Custom DB instances.

Valid Values:

- RDS for Db2 - `bring-your-own-license | marketplace-license`
- RDS for MariaDB - `general-public-license`
- RDS for Microsoft SQL Server - `license-included`
- RDS for MySQL - `general-public-license`
- RDS for Oracle - `bring-your-own-license | license-included`
- RDS for PostgreSQL - `postgresql-license`

Default: Same as the source.

Type: String

Required: No

**MultiAZ**

Specifies whether the DB instance is a Multi-AZ deployment.

This setting doesn't apply to RDS Custom.

Constraint: You can't specify the `AvailabilityZone` parameter if the DB instance is a Multi-AZ deployment.

Type: Boolean

Required: No

**NetworkType**

The network type of the DB instance.

**Valid Values:**

- IPV4
- DUAL

The network type is determined by the DBSubnetGroup specified for the DB instance. A DBSubnetGroup can support only the IPv4 protocol or the IPv4 and the IPv6 protocols (DUAL).

For more information, see [Working with a DB instance in a VPC](#) in the *Amazon RDS User Guide*.

Type: String

Required: No

**OptionGroupName**

The name of the option group to be used for the restored DB instance.

Permanent options, such as the TDE option for Oracle Advanced Security TDE, can't be removed from an option group, and that option group can't be removed from a DB instance after it is associated with a DB instance.

This setting doesn't apply to RDS Custom.

Type: String

Required: No

**Port**

The port number on which the database accepts connections.

Default: The same port as the original DB instance

Constraints: Value must be 1150-65535

Type: Integer

Required: No

**ProcessorFeatures.ProcessorFeature.N**

The number of CPU cores and the number of threads per core for the DB instance class of the DB instance.

This setting doesn't apply to RDS Custom.

Type: Array of [ProcessorFeature](#) objects

Required: No

### **PubliclyAccessible**

Specifies whether the DB instance is publicly accessible.

When the DB instance is publicly accessible, its Domain Name System (DNS) endpoint resolves to the private IP address from within the DB instance's virtual private cloud (VPC). It resolves to the public IP address from outside of the DB instance's VPC. Access to the DB instance is ultimately controlled by the security group it uses. That public access is not permitted if the security group assigned to the DB instance doesn't permit it.

When the DB instance isn't publicly accessible, it is an internal DB instance with a DNS name that resolves to a private IP address.

For more information, see [CreateDBInstance](#).

Type: Boolean

Required: No

### **StorageThroughput**

Specifies the storage throughput value for the DB instance.

This setting doesn't apply to RDS Custom or Amazon Aurora.

Type: Integer

Required: No

### **StorageType**

Specifies the storage type to be associated with the DB instance.

Valid Values: `gp2` | `gp3` | `io1` | `io2` | `standard`

If you specify `io1`, `io2`, or `gp3`, you must also include a value for the `Iops` parameter.

Default: `io1` if the `Iops` parameter is specified, otherwise `gp2`

Type: String

Required: No

### **Tags.Tag.N**

A list of tags. For more information, see [Tagging Amazon RDS Resources](#) in the *Amazon RDS User Guide*.

Type: Array of [Tag](#) objects

Required: No

### **TdeCredentialArn**

The ARN from the key store with which to associate the instance for TDE encryption.

This setting doesn't apply to RDS Custom.

Type: String

Required: No

### **TdeCredentialPassword**

The password for the given ARN from the key store in order to access the device.

This setting doesn't apply to RDS Custom.

Type: String

Required: No

### **UseDefaultProcessorFeatures**

Specifies whether the DB instance class of the DB instance uses its default processor features.

This setting doesn't apply to RDS Custom.

Type: Boolean

Required: No

### **VpcSecurityGroupIds.VpcSecurityGroupId.N**

A list of EC2 VPC security groups to associate with this DB instance.

Default: The default EC2 VPC security group for the DB subnet group's VPC.

Type: Array of strings

Required: No

## Response Elements

The following element is returned by the service.

### DBInstance

Contains the details of an Amazon RDS DB instance.

This data type is used as a response element in the operations `CreateDBInstance`, `CreateDBInstanceReadReplica`, `DeleteDBInstance`, `DescribeDBInstances`, `ModifyDBInstance`, `PromoteReadReplica`, `RebootDBInstance`, `RestoreDBInstanceFromDBSnapshot`, `RestoreDBInstanceFromS3`, `RestoreDBInstanceToPointInTime`, `StartDBInstance`, and `StopDBInstance`.

Type: [DBInstance](#) object

## Errors

For information about the errors that are common to all actions, see [Common Errors](#).

### AuthorizationNotFound

The specified CIDR IP range or Amazon EC2 security group might not be authorized for the specified DB security group.

Or, RDS might not be authorized to perform necessary actions using IAM on your behalf.

HTTP Status Code: 404

### BackupPolicyNotFoundFault

*This error has been deprecated.*

HTTP Status Code: 404

**CertificateNotFound**

`CertificateIdentifier` doesn't refer to an existing certificate.

HTTP Status Code: 404

**DBClusterSnapshotNotFoundFault**

`DBClusterSnapshotIdentifier` doesn't refer to an existing DB cluster snapshot.

HTTP Status Code: 404

**DBInstanceAlreadyExists**

The user already has a DB instance with the given identifier.

HTTP Status Code: 400

**DBParameterGroupNotFound**

`DBParameterGroupName` doesn't refer to an existing DB parameter group.

HTTP Status Code: 404

**DBSecurityGroupNotFound**

`DBSecurityGroupName` doesn't refer to an existing DB security group.

HTTP Status Code: 404

**DBSnapshotNotFound**

`DBSnapshotIdentifier` doesn't refer to an existing DB snapshot.

HTTP Status Code: 404

**DBSubnetGroupDoesNotCoverEnoughAZs**

Subnets in the DB subnet group should cover at least two Availability Zones unless there is only one Availability Zone.

HTTP Status Code: 400

**DBSubnetGroupNotFoundFault**

`DBSubnetGroupName` doesn't refer to an existing DB subnet group.

HTTP Status Code: 404



**DomainNotFoundFault**

Domain doesn't refer to an existing Active Directory domain.

HTTP Status Code: 404

**InstanceQuotaExceeded**

The request would result in the user exceeding the allowed number of DB instances.

HTTP Status Code: 400

**InsufficientDBInstanceCapacity**

The specified DB instance class isn't available in the specified Availability Zone.

HTTP Status Code: 400

**InvalidDBSnapshotState**

The state of the DB snapshot doesn't allow deletion.

HTTP Status Code: 400

**InvalidRestoreFault**

Cannot restore from VPC backup to non-VPC DB instance.

HTTP Status Code: 400

**InvalidSubnet**

The requested subnet is invalid, or multiple subnets were requested that are not all in a common VPC.

HTTP Status Code: 400

**InvalidVPCNetworkStateFault**

The DB subnet group doesn't cover all Availability Zones after it's created because of users' change.

HTTP Status Code: 400

**KMSKeyNotAccessibleFault**

An error occurred accessing an AWS KMS key.

HTTP Status Code: 400

### **NetworkTypeNotSupported**

The network type is invalid for the DB instance. Valid network type values are IPV4 and DUAL.

HTTP Status Code: 400

### **OptionGroupNotFoundFault**

The specified option group could not be found.

HTTP Status Code: 404

### **ProvisionedIopsNotAvailableInAZFault**

Provisioned IOPS not available in the specified Availability Zone.

HTTP Status Code: 400

### **StorageQuotaExceeded**

The request would result in the user exceeding the allowed amount of storage available across all DB instances.

HTTP Status Code: 400

### **StorageTypeNotSupported**

The specified StorageType can't be associated with the DB instance.

HTTP Status Code: 400

### **TenantDatabaseQuotaExceeded**

You attempted to create more tenant databases than are permitted in your AWS account.

HTTP Status Code: 400

## **Examples**

### **Example**

This example illustrates one usage of `RestoreDBInstanceFromDBSnapshot`.

## Sample Request

```
https://rds.us-east-1.amazonaws.com/
?Action=RestoreDBInstanceFromDBSnapshot
&DBInstanceIdentifier=mysqlldb-restored
&DBSnapshotIdentifier=rds%3Amysqldb-2014-04-22-08-15
&SignatureMethod=HmacSHA256
&SignatureVersion=4
&Version=2014-10-31
&X-Amz-Algorithm=AWS4-HMAC-SHA256
&X-Amz-Credential=AKIADQKE4SARGYLE/20140428/us-east-1/rds/aws4_request
&X-Amz-Date=20140428T232655Z
&X-Amz-SignedHeaders=content-type;host;user-agent;x-amz-content-sha256;x-amz-date
&X-Amz-Signature=78ac761e8c8f54a8c0727f4e67ad0a766fbb0024510b9aa34ea6d1f7df52fe92
```

## Sample Response

```
<RestoreDBInstanceFromDBSnapshotResponse xmlns="http://rds.amazonaws.com/doc/2014-10-31/">
  <RestoreDBInstanceFromDBSnapshotResult>
    <DBInstance>
      <BackupRetentionPeriod>7</BackupRetentionPeriod>
      <MultiAZ>>false</MultiAZ>
      <DBInstanceStatus>creating</DBInstanceStatus>
      <VpcSecurityGroups/>
      <DBInstanceIdentifier>mysqlldb-restored</DBInstanceIdentifier>
      <PreferredBackupWindow>08:14-08:44</PreferredBackupWindow>
      <PreferredMaintenanceWindow>fri:04:50-fri:05:20</PreferredMaintenanceWindow>
      <ReadReplicaDBInstanceIdentifiers/>
      <Engine>mysql</Engine>
      <PendingModifiedValues/>
      <LicenseModel>general-public-license</LicenseModel>
      <EngineVersion>5.6.13</EngineVersion>
      <DBParameterGroups>
        <DBParameterGroup>
          <ParameterApplyStatus>in-sync</ParameterApplyStatus>
          <DBParameterGroupName>default.mysql5.6</DBParameterGroupName>
        </DBParameterGroup>
      </DBParameterGroups>
      <OptionGroupMemberships>
        <OptionGroupMembership>
```

```
<OptionGroupName>default:mysql-5-6</OptionGroupName>
  <Status>pending-apply</Status>
</OptionGroupMembership>
</OptionGroupMemberships>
<PubliclyAccessible>true</PubliclyAccessible>
<DBSecurityGroups>
  <DBSecurityGroup>
    <Status>active</Status>
    <DBSecurityGroupName>default</DBSecurityGroupName>
  </DBSecurityGroup>
</DBSecurityGroups>
<DBName>mysqldb</DBName>
<AutoMinorVersionUpgrade>true</AutoMinorVersionUpgrade>
<AllocatedStorage>100</AllocatedStorage>
<MasterUsername>myawsuser</MasterUsername>
<DBInstanceClass>db.m1.medium</DBInstanceClass>
</DBInstance>
</RestoreDBInstanceFromDBSnapshotResult>
<ResponseMetadata>
  <RequestId>863fd73e-be2b-11d3-855b-576787000e19</RequestId>
</ResponseMetadata>
</RestoreDBInstanceFromDBSnapshotResponse>
```

## See Also

For more information about using this API in one of the language-specific AWS SDKs, see the following:

- [AWS Command Line Interface](#)
- [AWS SDK for .NET](#)
- [AWS SDK for C++](#)
- [AWS SDK for Go v2](#)
- [AWS SDK for Java V2](#)
- [AWS SDK for JavaScript V3](#)
- [AWS SDK for PHP V3](#)
- [AWS SDK for Python](#)
- [AWS SDK for Ruby V3](#)

## RestoreDBInstanceFromS3

Amazon Relational Database Service (Amazon RDS) supports importing MySQL databases by using backup files. You can create a backup of your on-premises database, store it on Amazon Simple Storage Service (Amazon S3), and then restore the backup file onto a new Amazon RDS DB instance running MySQL. For more information, see [Importing Data into an Amazon RDS MySQL DB Instance](#) in the *Amazon RDS User Guide*.

This operation doesn't apply to RDS Custom.

### Request Parameters

For information about the parameters that are common to all actions, see [Common Parameters](#).

#### DBInstanceClass

The compute and memory capacity of the DB instance, for example db.m4.large. Not all DB instance classes are available in all AWS Regions, or for all database engines. For the full list of DB instance classes, and availability for your engine, see [DB Instance Class](#) in the *Amazon RDS User Guide*.

Importing from Amazon S3 isn't supported on the db.t2.micro DB instance class.

Type: String

Required: Yes

#### DBInstanceIdentifier

The DB instance identifier. This parameter is stored as a lowercase string.

Constraints:

- Must contain from 1 to 63 letters, numbers, or hyphens.
- First character must be a letter.
- Can't end with a hyphen or contain two consecutive hyphens.

Example: mydbinstance

Type: String

Required: Yes

## Engine

The name of the database engine to be used for this instance.

Valid Values: `mysql`

Type: String

Required: Yes

## S3BucketName

The name of your Amazon S3 bucket that contains your database backup file.

Type: String

Required: Yes

## S3IngestionRoleArn

An AWS Identity and Access Management (IAM) role with a trust policy and a permissions policy that allows Amazon RDS to access your Amazon S3 bucket. For information about this role, see [Creating an IAM role manually](#) in the *Amazon RDS User Guide*.

Type: String

Required: Yes

## SourceEngine

The name of the engine of your source database.

Valid Values: `mysql`

Type: String

Required: Yes

## SourceEngineVersion

The version of the database that the backup files were created from.

MySQL versions 5.6 and 5.7 are supported.

Example: `5.6.40`

Type: String

Required: Yes

### **AllocatedStorage**

The amount of storage (in gibibytes) to allocate initially for the DB instance. Follow the allocation rules specified in `CreateDBInstance`.

#### **Note**

Be sure to allocate enough storage for your new DB instance so that the restore operation can succeed. You can also allocate additional storage for future growth.

Type: Integer

Required: No

### **AutoMinorVersionUpgrade**

Specifies whether to automatically apply minor engine upgrades to the DB instance during the maintenance window. By default, minor engine upgrades are not applied automatically.

Type: Boolean

Required: No

### **AvailabilityZone**

The Availability Zone that the DB instance is created in. For information about AWS Regions and Availability Zones, see [Regions and Availability Zones](#) in the *Amazon RDS User Guide*.

Default: A random, system-chosen Availability Zone in the endpoint's AWS Region.

Example: `us-east-1d`

Constraint: The `AvailabilityZone` parameter can't be specified if the DB instance is a Multi-AZ deployment. The specified Availability Zone must be in the same AWS Region as the current endpoint.

Type: String

Required: No

## BackupRetentionPeriod

The number of days for which automated backups are retained. Setting this parameter to a positive number enables backups. For more information, see `CreateDBInstance`.

Type: Integer

Required: No

## CACertificateIdentifier

The CA certificate identifier to use for the DB instance's server certificate.

This setting doesn't apply to RDS Custom DB instances.

For more information, see [Using SSL/TLS to encrypt a connection to a DB instance](#) in the *Amazon RDS User Guide* and [Using SSL/TLS to encrypt a connection to a DB cluster](#) in the *Amazon Aurora User Guide*.

Type: String

Required: No

## CopyTagsToSnapshot

Specifies whether to copy all tags from the DB instance to snapshots of the DB instance. By default, tags are not copied.

Type: Boolean

Required: No

## DBName

The name of the database to create when the DB instance is created. Follow the naming rules specified in `CreateDBInstance`.

Type: String

Required: No

## DBParameterGroupName

The name of the DB parameter group to associate with this DB instance.



If you do not specify a value for `DBParameterGroupName`, then the default `DBParameterGroup` for the specified DB engine is used.

Type: String

Required: No

### **DBSecurityGroups.DBSecurityGroupName.N**

A list of DB security groups to associate with this DB instance.

Default: The default DB security group for the database engine.

Type: Array of strings

Required: No

### **DBSubnetGroupName**

A DB subnet group to associate with this DB instance.

Constraints: If supplied, must match the name of an existing `DBSubnetGroup`.

Example: `mydbsubnetgroup`

Type: String

Required: No

### **DedicatedLogVolume**

Specifies whether to enable a dedicated log volume (DLV) for the DB instance.

Type: Boolean

Required: No

### **DeletionProtection**

Specifies whether to enable deletion protection for the DB instance. The database can't be deleted when deletion protection is enabled. By default, deletion protection isn't enabled. For more information, see [Deleting a DB Instance](#).

Type: Boolean

Required: No

## EnableCloudwatchLogsExports.member.N

The list of logs that the restored DB instance is to export to CloudWatch Logs. The values in the list depend on the DB engine being used. For more information, see [Publishing Database Logs to Amazon CloudWatch Logs](#) in the *Amazon RDS User Guide*.

Type: Array of strings

Required: No

## EnableIAMDatabaseAuthentication

Specifies whether to enable mapping of AWS Identity and Access Management (IAM) accounts to database accounts. By default, mapping isn't enabled.

For more information about IAM database authentication, see [IAM Database Authentication for MySQL and PostgreSQL](#) in the *Amazon RDS User Guide*.

Type: Boolean

Required: No

## EnablePerformanceInsights

Specifies whether to enable Performance Insights for the DB instance.

For more information, see [Using Amazon Performance Insights](#) in the *Amazon RDS User Guide*.

Type: Boolean

Required: No

## EngineLifecycleSupport

The life cycle type for this DB instance.

### Note

By default, this value is set to `open-source-rds-extended-support`, which enrolls your DB instance into Amazon RDS Extended Support. At the end of standard support, you can avoid charges for Extended Support by setting the value to `open-source-rds-extended-support-disabled`. In this case, RDS automatically upgrades your restored DB instance to a higher engine version, if the major engine version is past its end of standard support date.

You can use this setting to enroll your DB instance into Amazon RDS Extended Support. With RDS Extended Support, you can run the selected major engine version on your DB instance past the end of standard support for that engine version. For more information, see [Using Amazon RDS Extended Support](#) in the *Amazon RDS User Guide*.

This setting applies only to RDS for MySQL and RDS for PostgreSQL. For Amazon Aurora DB instances, the life cycle type is managed by the DB cluster.

Valid Values: `open-source-rds-extended-support` | `open-source-rds-extended-support-disabled`

Default: `open-source-rds-extended-support`

Type: String

Required: No

### **EngineVersion**

The version number of the database engine to use. Choose the latest minor version of your database engine. For information about engine versions, see `CreateDBInstance`, or call `DescribeDBEngineVersions`.

Type: String

Required: No

### **Iops**

The amount of Provisioned IOPS (input/output operations per second) to allocate initially for the DB instance. For information about valid IOPS values, see [Amazon RDS Provisioned IOPS storage](#) in the *Amazon RDS User Guide*.

Type: Integer

Required: No

### **KmsKeyId**

The AWS KMS key identifier for an encrypted DB instance.

The AWS KMS key identifier is the key ARN, key ID, alias ARN, or alias name for the KMS key. To use a KMS key in a different AWS account, specify the key ARN or alias ARN.

If the `StorageEncrypted` parameter is enabled, and you do not specify a value for the `KmsKeyId` parameter, then Amazon RDS will use your default KMS key. There is a default KMS key for your AWS account. Your AWS account has a different default KMS key for each AWS Region.

Type: String

Required: No

### **LicenseModel**

The license model for this DB instance. Use `general-public-license`.

Type: String

Required: No

### **ManageMasterUserPassword**

Specifies whether to manage the master user password with AWS Secrets Manager.

For more information, see [Password management with AWS Secrets Manager](#) in the *Amazon RDS User Guide*.

Constraints:

- Can't manage the master user password with AWS Secrets Manager if `MasterUserPassword` is specified.

Type: Boolean

Required: No

### **MasterUsername**

The name for the master user.

Constraints:

- Must be 1 to 16 letters or numbers.
- First character must be a letter.
- Can't be a reserved word for the chosen database engine.

Type: String

Required: No

## MasterUserPassword

The password for the master user.

Constraints:

- Can't be specified if `ManageMasterUserPassword` is turned on.
- Can include any printable ASCII character except `/`, `""`, or `@`. For RDS for Oracle, can't include the `&` (ampersand) or the `'` (single quotes) character.

Length Constraints:

- RDS for Db2 - Must contain from 8 to 128 characters.
- RDS for MariaDB - Must contain from 8 to 41 characters.
- RDS for Microsoft SQL Server - Must contain from 8 to 128 characters.
- RDS for MySQL - Must contain from 8 to 41 characters.
- RDS for Oracle - Must contain from 8 to 30 characters.
- RDS for PostgreSQL - Must contain from 8 to 128 characters.

Type: String

Required: No

## MasterUserSecretKmsKeyId

The AWS KMS key identifier to encrypt a secret that is automatically generated and managed in AWS Secrets Manager.

This setting is valid only if the master user password is managed by RDS in AWS Secrets Manager for the DB instance.

The AWS KMS key identifier is the key ARN, key ID, alias ARN, or alias name for the KMS key. To use a KMS key in a different AWS account, specify the key ARN or alias ARN.

If you don't specify `MasterUserSecretKmsKeyId`, then the `aws/secretsmanager` KMS key is used to encrypt the secret. If the secret is in a different AWS account, then you can't use the `aws/secretsmanager` KMS key to encrypt the secret, and you must use a customer managed KMS key.

There is a default KMS key for your AWS account. Your AWS account has a different default KMS key for each AWS Region.

Type: String

Required: No

### **MaxAllocatedStorage**

The upper limit in gibibytes (GiB) to which Amazon RDS can automatically scale the storage of the DB instance.

For more information about this setting, including limitations that apply to it, see [Managing capacity automatically with Amazon RDS storage autoscaling](#) in the *Amazon RDS User Guide*.

Type: Integer

Required: No

### **MonitoringInterval**

The interval, in seconds, between points when Enhanced Monitoring metrics are collected for the DB instance. To disable collecting Enhanced Monitoring metrics, specify 0.

If `MonitoringRoleArn` is specified, then you must also set `MonitoringInterval` to a value other than 0.

Valid Values: 0, 1, 5, 10, 15, 30, 60

Default: 0

Type: Integer

Required: No

### **MonitoringRoleArn**

The ARN for the IAM role that permits RDS to send enhanced monitoring metrics to Amazon CloudWatch Logs. For example, `arn:aws:iam:123456789012:role/emaccess`. For information on creating a monitoring role, see [Setting Up and Enabling Enhanced Monitoring](#) in the *Amazon RDS User Guide*.

If `MonitoringInterval` is set to a value other than 0, then you must supply a `MonitoringRoleArn` value.

Type: String

Required: No

## MultiAZ

Specifies whether the DB instance is a Multi-AZ deployment. If the DB instance is a Multi-AZ deployment, you can't set the `AvailabilityZone` parameter.

Type: Boolean

Required: No

## NetworkType

The network type of the DB instance.

Valid Values:

- IPV4
- DUAL

The network type is determined by the `DBSubnetGroup` specified for the DB instance. A `DBSubnetGroup` can support only the IPv4 protocol or the IPv4 and the IPv6 protocols (DUAL).

For more information, see [Working with a DB instance in a VPC](#) in the *Amazon RDS User Guide*.

Type: String

Required: No

## OptionGroupName

The name of the option group to associate with this DB instance. If this argument is omitted, the default option group for the specified engine is used.

Type: String

Required: No

## PerformanceInsightsKMSKeyId

The AWS KMS key identifier for encryption of Performance Insights data.

The AWS KMS key identifier is the key ARN, key ID, alias ARN, or alias name for the KMS key.

If you do not specify a value for `PerformanceInsightsKMSKeyId`, then Amazon RDS uses your default KMS key. There is a default KMS key for your AWS account. Your AWS account has a different default KMS key for each AWS Region.

Type: String

Required: No

### **PerformanceInsightsRetentionPeriod**

The number of days to retain Performance Insights data. The default is 7 days. The following values are valid:

- 7
- $month * 31$ , where *month* is a number of months from 1-23
- 731

For example, the following values are valid:

- 93 (3 months \* 31)
- 341 (11 months \* 31)
- 589 (19 months \* 31)
- 731

If you specify a retention period such as 94, which isn't a valid value, RDS issues an error.

Type: Integer

Required: No

### **Port**

The port number on which the database accepts connections.

Type: Integer

Valid Values: 1150-65535

Default: 3306

Type: Integer

Required: No

### **PreferredBackupWindow**

The time range each day during which automated backups are created if automated backups are enabled. For more information, see [Backup window](#) in the *Amazon RDS User Guide*.



**Constraints:**

- Must be in the format `hh24:mi-hh24:mi`.
- Must be in Universal Coordinated Time (UTC).
- Must not conflict with the preferred maintenance window.
- Must be at least 30 minutes.

Type: String

Required: No

**PreferredMaintenanceWindow**

The time range each week during which system maintenance can occur, in Universal Coordinated Time (UTC). For more information, see [Amazon RDS Maintenance Window](#) in the *Amazon RDS User Guide*.

**Constraints:**

- Must be in the format `ddd:hh24:mi-ddd:hh24:mi`.
- Valid Days: Mon, Tue, Wed, Thu, Fri, Sat, Sun.
- Must be in Universal Coordinated Time (UTC).
- Must not conflict with the preferred backup window.
- Must be at least 30 minutes.

Type: String

Required: No

**ProcessorFeatures.ProcessorFeature.N**

The number of CPU cores and the number of threads per core for the DB instance class of the DB instance.

Type: Array of [ProcessorFeature](#) objects

Required: No

**PubliclyAccessible**

Specifies whether the DB instance is publicly accessible.

When the DB instance is publicly accessible, its Domain Name System (DNS) endpoint resolves to the private IP address from within the DB instance's virtual private cloud (VPC). It resolves

to the public IP address from outside of the DB instance's VPC. Access to the DB instance is ultimately controlled by the security group it uses. That public access is not permitted if the security group assigned to the DB instance doesn't permit it.

When the DB instance isn't publicly accessible, it is an internal DB instance with a DNS name that resolves to a private IP address.

For more information, see [CreateDBInstance](#).

Type: Boolean

Required: No

### **S3Prefix**

The prefix of your Amazon S3 bucket.

Type: String

Required: No

### **StorageEncrypted**

Specifies whether the new DB instance is encrypted or not.

Type: Boolean

Required: No

### **StorageThroughput**

Specifies the storage throughput value for the DB instance.

This setting doesn't apply to RDS Custom or Amazon Aurora.

Type: Integer

Required: No

### **StorageType**

Specifies the storage type to be associated with the DB instance.

Valid Values: `gp2` | `gp3` | `io1` | `io2` | `standard`

If you specify `io1`, `io2`, or `gp3`, you must also include a value for the `Iops` parameter.

Default: io1 if the Iops parameter is specified; otherwise gp2

Type: String

Required: No

### **Tags.Tag.N**

A list of tags to associate with this DB instance. For more information, see [Tagging Amazon RDS Resources](#) in the *Amazon RDS User Guide*.

Type: Array of [Tag](#) objects

Required: No

### **UseDefaultProcessorFeatures**

Specifies whether the DB instance class of the DB instance uses its default processor features.

Type: Boolean

Required: No

### **VpcSecurityGroupIds.VpcSecurityGroupId.N**

A list of VPC security groups to associate with this DB instance.

Type: Array of strings

Required: No

## **Response Elements**

The following element is returned by the service.

### **DBInstance**

Contains the details of an Amazon RDS DB instance.

This data type is used as a response element in the operations `CreateDBInstance`, `CreateDBInstanceReadReplica`, `DeleteDBInstance`, `DescribeDBInstances`, `ModifyDBInstance`, `PromoteReadReplica`, `RebootDBInstance`, `RestoreDBInstanceFromDBSnapshot`, `RestoreDBInstanceFromS3`, `RestoreDBInstanceToPointInTime`, `StartDBInstance`, and `StopDBInstance`.

Type: [DBInstance](#) object

## Errors

For information about the errors that are common to all actions, see [Common Errors](#).

### AuthorizationNotFound

The specified CIDR IP range or Amazon EC2 security group might not be authorized for the specified DB security group.

Or, RDS might not be authorized to perform necessary actions using IAM on your behalf.

HTTP Status Code: 404

### BackupPolicyNotFoundFault

*This error has been deprecated.*

HTTP Status Code: 404

### CertificateNotFound

`CertificateIdentifier` doesn't refer to an existing certificate.

HTTP Status Code: 404

### DBInstanceAlreadyExists

The user already has a DB instance with the given identifier.

HTTP Status Code: 400

### DBParameterGroupNotFound

`DBParameterGroupName` doesn't refer to an existing DB parameter group.

HTTP Status Code: 404

### DBSecurityGroupNotFound

`DBSecurityGroupName` doesn't refer to an existing DB security group.

HTTP Status Code: 404

### **DBSubnetGroupDoesNotCoverEnoughAZs**

Subnets in the DB subnet group should cover at least two Availability Zones unless there is only one Availability Zone.

HTTP Status Code: 400

### **DBSubnetGroupNotFoundFault**

DBSubnetGroupName doesn't refer to an existing DB subnet group.

HTTP Status Code: 404

### **InstanceQuotaExceeded**

The request would result in the user exceeding the allowed number of DB instances.

HTTP Status Code: 400

### **InsufficientDBInstanceCapacity**

The specified DB instance class isn't available in the specified Availability Zone.

HTTP Status Code: 400

### **InvalidS3BucketFault**

The specified Amazon S3 bucket name can't be found or Amazon RDS isn't authorized to access the specified Amazon S3 bucket. Verify the **SourceS3BucketName** and **S3IngestionRoleArn** values and try again.

HTTP Status Code: 400

### **InvalidSubnet**

The requested subnet is invalid, or multiple subnets were requested that are not all in a common VPC.

HTTP Status Code: 400

### **InvalidVPCNetworkStateFault**

The DB subnet group doesn't cover all Availability Zones after it's created because of users' change.

HTTP Status Code: 400

## **KMSKeyNotAccessibleFault**

An error occurred accessing an AWS KMS key.

HTTP Status Code: 400

## **NetworkTypeNotSupported**

The network type is invalid for the DB instance. Valid network type values are IPV4 and DUAL.

HTTP Status Code: 400

## **OptionGroupNotFoundFault**

The specified option group could not be found.

HTTP Status Code: 404

## **ProvisionedIopsNotAvailableInAZFault**

Provisioned IOPS not available in the specified Availability Zone.

HTTP Status Code: 400

## **StorageQuotaExceeded**

The request would result in the user exceeding the allowed amount of storage available across all DB instances.

HTTP Status Code: 400

## **StorageTypeNotSupported**

The specified StorageType can't be associated with the DB instance.

HTTP Status Code: 400

## **See Also**

For more information about using this API in one of the language-specific AWS SDKs, see the following:

- [AWS Command Line Interface](#)
- [AWS SDK for .NET](#)
- [AWS SDK for C++](#)

- [AWS SDK for Go v2](#)
- [AWS SDK for Java V2](#)
- [AWS SDK for JavaScript V3](#)
- [AWS SDK for PHP V3](#)
- [AWS SDK for Python](#)
- [AWS SDK for Ruby V3](#)

# RestoreDBInstanceToPointInTime

Restores a DB instance to an arbitrary point in time. You can restore to any point in time before the time identified by the `LatestRestorableTime` property. You can restore to a point up to the number of days specified by the `BackupRetentionPeriod` property.

The target database is created with most of the original configuration, but in a system-selected Availability Zone, with the default security group, the default subnet group, and the default DB parameter group. By default, the new DB instance is created as a single-AZ deployment except when the instance is a SQL Server instance that has an option group that is associated with mirroring; in this case, the instance becomes a mirrored deployment and not a single-AZ deployment.

## Note

This operation doesn't apply to Aurora MySQL and Aurora PostgreSQL. For Aurora, use `RestoreDBClusterToPointInTime`.

## Request Parameters

For information about the parameters that are common to all actions, see [Common Parameters](#).

### TargetDBInstanceIdentifier

The name of the new DB instance to create.

Constraints:

- Must contain from 1 to 63 letters, numbers, or hyphens.
- First character must be a letter.
- Can't end with a hyphen or contain two consecutive hyphens.

Type: String

Required: Yes

### AllocatedStorage

The amount of storage (in gibibytes) to allocate initially for the DB instance. Follow the allocation rules specified in `CreateDBInstance`.



**Note**

Be sure to allocate enough storage for your new DB instance so that the restore operation can succeed. You can also allocate additional storage for future growth.

Type: Integer

Required: No

**AutoMinorVersionUpgrade**

Specifies whether minor version upgrades are applied automatically to the DB instance during the maintenance window.

This setting doesn't apply to RDS Custom.

Type: Boolean

Required: No

**AvailabilityZone**

The Availability Zone (AZ) where the DB instance will be created.

Default: A random, system-chosen Availability Zone.

Constraints:

- You can't specify the `AvailabilityZone` parameter if the DB instance is a Multi-AZ deployment.

Example: `us-east-1a`

Type: String

Required: No

**BackupTarget**

The location for storing automated backups and manual snapshots for the restored DB instance.

Valid Values:

- `outposts` (AWS Outposts)
- `region` (AWS Region)

Default: `region`

For more information, see [Working with Amazon RDS on AWS Outposts](#) in the *Amazon RDS User Guide*.

Type: String

Required: No

### **CACertificateIdentifier**

The CA certificate identifier to use for the DB instance's server certificate.

This setting doesn't apply to RDS Custom DB instances.

For more information, see [Using SSL/TLS to encrypt a connection to a DB instance](#) in the *Amazon RDS User Guide* and [Using SSL/TLS to encrypt a connection to a DB cluster](#) in the *Amazon Aurora User Guide*.

Type: String

Required: No

### **CopyTagsToSnapshot**

Specifies whether to copy all tags from the restored DB instance to snapshots of the DB instance. By default, tags are not copied.

Type: Boolean

Required: No

### **CustomIamInstanceProfile**

The instance profile associated with the underlying Amazon EC2 instance of an RDS Custom DB instance. The instance profile must meet the following requirements:

- The profile must exist in your account.
- The profile must have an IAM role that Amazon EC2 has permissions to assume.
- The instance profile name and the associated IAM role name must start with the prefix `AWSRDSCustom`.

For the list of permissions required for the IAM role, see [Configure IAM and your VPC](#) in the *Amazon RDS User Guide*.

This setting is required for RDS Custom.

Type: String

Required: No

### **DBInstanceClass**

The compute and memory capacity of the Amazon RDS DB instance, for example db.m4.large. Not all DB instance classes are available in all AWS Regions, or for all database engines. For the full list of DB instance classes, and availability for your engine, see [DB Instance Class](#) in the *Amazon RDS User Guide*.

Default: The same DB instance class as the original DB instance.

Type: String

Required: No

### **DBName**

The database name for the restored DB instance.

This parameter doesn't apply to the following DB instances:

- RDS Custom
- RDS for Db2
- RDS for MariaDB
- RDS for MySQL

Type: String

Required: No

### **DBParameterGroupName**

The name of the DB parameter group to associate with this DB instance.

If you do not specify a value for `DBParameterGroupName`, then the default `DBParameterGroup` for the specified DB engine is used.

This setting doesn't apply to RDS Custom.

Constraints:

- If supplied, must match the name of an existing DB parameter group.
- Must be 1 to 255 letters, numbers, or hyphens.
- First character must be a letter.
- Can't end with a hyphen or contain two consecutive hyphens.

Type: String

Required: No

### **DBSubnetGroupName**

The DB subnet group name to use for the new instance.

Constraints:

- If supplied, must match the name of an existing DB subnet group.

Example: mydbsubnetgroup

Type: String

Required: No

### **DedicatedLogVolume**

Specifies whether to enable a dedicated log volume (DLV) for the DB instance.

Type: Boolean

Required: No

### **DeletionProtection**

Specifies whether the DB instance has deletion protection enabled. The database can't be deleted when deletion protection is enabled. By default, deletion protection isn't enabled. For more information, see [Deleting a DB Instance](#).

Type: Boolean

Required: No

## Domain

The Active Directory directory ID to restore the DB instance in. Create the domain before running this command. Currently, you can create only the MySQL, Microsoft SQL Server, Oracle, and PostgreSQL DB instances in an Active Directory Domain.

This setting doesn't apply to RDS Custom.

For more information, see [Kerberos Authentication](#) in the *Amazon RDS User Guide*.

Type: String

Required: No

## DomainAuthSecretArn

The ARN for the Secrets Manager secret with the credentials for the user joining the domain.

Constraints:

- Can't be longer than 64 characters.

Example: `arn:aws:secretsmanager:region:account-number:secret:myselfmanagedADtestsecret-123456`

Type: String

Required: No

## DomainDnsIps.member.N

The IPv4 DNS IP addresses of your primary and secondary Active Directory domain controllers.

Constraints:

- Two IP addresses must be provided. If there isn't a secondary domain controller, use the IP address of the primary domain controller for both entries in the list.

Example: `123.124.125.126, 234.235.236.237`

Type: Array of strings

Required: No

## DomainFqdn

The fully qualified domain name (FQDN) of an Active Directory domain.

**Constraints:**

- Can't be longer than 64 characters.

Example: `mymanagedADtest.mymanagedAD.mydomain`

Type: String

Required: No

**DomainIAMRoleName**

The name of the IAM role to use when making API calls to the Directory Service.

This setting doesn't apply to RDS Custom DB instances.

Type: String

Required: No

**DomainOu**

The Active Directory organizational unit for your DB instance to join.

**Constraints:**

- Must be in the distinguished name format.
- Can't be longer than 64 characters.

Example:

`OU=mymanagedADtestOU,DC=mymanagedADtest,DC=mymanagedAD,DC=mydomain`

Type: String

Required: No

**EnableCloudwatchLogsExports.member.N**

The list of logs that the restored DB instance is to export to CloudWatch Logs. The values in the list depend on the DB engine being used. For more information, see [Publishing Database Logs to Amazon CloudWatch Logs](#) in the *Amazon RDS User Guide*.

This setting doesn't apply to RDS Custom.

Type: Array of strings

Required: No

### **EnableCustomerOwnedIp**

Specifies whether to enable a customer-owned IP address (CoIP) for an RDS on Outposts DB instance.

A *CoIP* provides local or external connectivity to resources in your Outpost subnets through your on-premises network. For some use cases, a CoIP can provide lower latency for connections to the DB instance from outside of its virtual private cloud (VPC) on your local network.

This setting doesn't apply to RDS Custom.

For more information about RDS on Outposts, see [Working with Amazon RDS on AWS Outposts](#) in the *Amazon RDS User Guide*.

For more information about CoIPs, see [Customer-owned IP addresses](#) in the *AWS Outposts User Guide*.

Type: Boolean

Required: No

### **EnableIAMDatabaseAuthentication**

Specifies whether to enable mapping of AWS Identity and Access Management (IAM) accounts to database accounts. By default, mapping isn't enabled.

This setting doesn't apply to RDS Custom.

For more information about IAM database authentication, see [IAM Database Authentication for MySQL and PostgreSQL](#) in the *Amazon RDS User Guide*.

Type: Boolean

Required: No

### **Engine**

The database engine to use for the new instance.

This setting doesn't apply to RDS Custom.

Valid Values:

- `db2-ae`
- `db2-se`
- `mariadb`
- `mysql`
- `oracle-ee`
- `oracle-ee-cdb`
- `oracle-se2`
- `oracle-se2-cdb`
- `postgres`
- `sqlserver-ee`
- `sqlserver-se`
- `sqlserver-ex`
- `sqlserver-web`

Default: The same as source

Constraints:

- Must be compatible with the engine of the source.

Type: String

Required: No

## EngineLifecycleSupport

The life cycle type for this DB instance.

### Note

By default, this value is set to `open-source-rds-extended-support`, which enrolls your DB instance into Amazon RDS Extended Support. At the end of standard support, you can avoid charges for Extended Support by setting the value to `open-source-rds-extended-support-disabled`. In this case, RDS automatically upgrades your restored DB instance to a higher engine version, if the major engine version is past its end of standard support date.



You can use this setting to enroll your DB instance into Amazon RDS Extended Support. With RDS Extended Support, you can run the selected major engine version on your DB instance past the end of standard support for that engine version. For more information, see [Using Amazon RDS Extended Support](#) in the *Amazon RDS User Guide*.

This setting applies only to RDS for MySQL and RDS for PostgreSQL. For Amazon Aurora DB instances, the life cycle type is managed by the DB cluster.

Valid Values: `open-source-rds-extended-support` | `open-source-rds-extended-support-disabled`

Default: `open-source-rds-extended-support`

Type: String

Required: No

## Iops

The amount of Provisioned IOPS (input/output operations per second) to initially allocate for the DB instance.

This setting doesn't apply to SQL Server.

Constraints:

- Must be an integer greater than 1000.

Type: Integer

Required: No

## LicenseModel

The license model information for the restored DB instance.

### Note

License models for RDS for Db2 require additional configuration. The Bring Your Own License (BYOL) model requires a custom parameter group. The Db2 license through AWS Marketplace model requires an AWS Marketplace subscription. For more information, see [RDS for Db2 licensing options](#) in the *Amazon RDS User Guide*.

This setting doesn't apply to Amazon Aurora or RDS Custom DB instances.

Valid Values:

- RDS for Db2 - `bring-your-own-license` | `marketplace-license`
- RDS for MariaDB - `general-public-license`
- RDS for Microsoft SQL Server - `license-included`
- RDS for MySQL - `general-public-license`
- RDS for Oracle - `bring-your-own-license` | `license-included`
- RDS for PostgreSQL - `postgresql-license`

Default: Same as the source.

Type: String

Required: No

### **MaxAllocatedStorage**

The upper limit in gibibytes (GiB) to which Amazon RDS can automatically scale the storage of the DB instance.

For more information about this setting, including limitations that apply to it, see [Managing capacity automatically with Amazon RDS storage autoscaling](#) in the *Amazon RDS User Guide*.

This setting doesn't apply to RDS Custom.

Type: Integer

Required: No

### **MultiAZ**

Specifies whether the DB instance is a Multi-AZ deployment.

This setting doesn't apply to RDS Custom.

Constraints:

- You can't specify the `AvailabilityZone` parameter if the DB instance is a Multi-AZ deployment.

Type: Boolean

Required: No

## NetworkType

The network type of the DB instance.

The network type is determined by the DBSubnetGroup specified for the DB instance. A DBSubnetGroup can support only the IPv4 protocol or the IPv4 and the IPv6 protocols (DUAL).

For more information, see [Working with a DB instance in a VPC](#) in the *Amazon RDS User Guide*.

Valid Values:

- IPV4
- DUAL

Type: String

Required: No

## OptionGroupName

The name of the option group to use for the restored DB instance.

Permanent options, such as the TDE option for Oracle Advanced Security TDE, can't be removed from an option group, and that option group can't be removed from a DB instance after it is associated with a DB instance

This setting doesn't apply to RDS Custom.

Type: String

Required: No

## Port

The port number on which the database accepts connections.

Default: The same port as the original DB instance.

Constraints:

- The value must be 1150-65535.

Type: Integer

Required: No

### **ProcessorFeatures.ProcessorFeature.N**

The number of CPU cores and the number of threads per core for the DB instance class of the DB instance.

This setting doesn't apply to RDS Custom.

Type: Array of [ProcessorFeature](#) objects

Required: No

### **PubliclyAccessible**

Specifies whether the DB instance is publicly accessible.

When the DB cluster is publicly accessible, its Domain Name System (DNS) endpoint resolves to the private IP address from within the DB cluster's virtual private cloud (VPC). It resolves to the public IP address from outside of the DB cluster's VPC. Access to the DB cluster is ultimately controlled by the security group it uses. That public access isn't permitted if the security group assigned to the DB cluster doesn't permit it.

When the DB instance isn't publicly accessible, it is an internal DB instance with a DNS name that resolves to a private IP address.

For more information, see [CreateDBInstance](#).

Type: Boolean

Required: No

### **RestoreTime**

The date and time to restore from.

Constraints:

- Must be a time in Universal Coordinated Time (UTC) format.
- Must be before the latest restorable time for the DB instance.
- Can't be specified if the `UseLatestRestorableTime` parameter is enabled.

Example: `2009-09-07T23:45:00Z`

Type: Timestamp

Required: No

### **SourceDBInstanceAutomatedBackupsArn**

The Amazon Resource Name (ARN) of the replicated automated backups from which to restore, for example, `arn:aws:rds:us-east-1:123456789012:auto-backup:ab-L2IJCEXJP7XQ7H0J4SIEXAMPLE`.

This setting doesn't apply to RDS Custom.

Type: String

Required: No

### **SourceDBInstanceIdentifier**

The identifier of the source DB instance from which to restore.

Constraints:

- Must match the identifier of an existing DB instance.

Type: String

Required: No

### **SourceDbiResourceId**

The resource ID of the source DB instance from which to restore.

Type: String

Required: No

### **StorageThroughput**

The storage throughput value for the DB instance.

This setting doesn't apply to RDS Custom or Amazon Aurora.

Type: Integer

Required: No

## StorageType

The storage type to associate with the DB instance.

Valid Values: gp2 | gp3 | io1 | io2 | standard

Default: io1, if the Iops parameter is specified. Otherwise, gp2.

Constraints:

- If you specify io1, io2, or gp3, you must also include a value for the Iops parameter.

Type: String

Required: No

## Tags.Tag.N

A list of tags. For more information, see [Tagging Amazon RDS Resources](#) in the *Amazon RDS User Guide*.

Type: Array of [Tag](#) objects

Required: No

## TdeCredentialArn

The ARN from the key store with which to associate the instance for TDE encryption.

This setting doesn't apply to RDS Custom.

Type: String

Required: No

## TdeCredentialPassword

The password for the given ARN from the key store in order to access the device.

This setting doesn't apply to RDS Custom.

Type: String

Required: No

## UseDefaultProcessorFeatures

Specifies whether the DB instance class of the DB instance uses its default processor features.

This setting doesn't apply to RDS Custom.

Type: Boolean

Required: No

### **UseLatestRestorableTime**

Specifies whether the DB instance is restored from the latest backup time. By default, the DB instance isn't restored from the latest backup time.

Constraints:

- Can't be specified if the `RestoreTime` parameter is provided.

Type: Boolean

Required: No

### **VpcSecurityGroupIds.VpcSecurityGroupId.N**

A list of EC2 VPC security groups to associate with this DB instance.

Default: The default EC2 VPC security group for the DB subnet group's VPC.

Type: Array of strings

Required: No

## **Response Elements**

The following element is returned by the service.

### **DBInstance**

Contains the details of an Amazon RDS DB instance.

This data type is used as a response element in the operations `CreateDBInstance`, `CreateDBInstanceReadReplica`, `DeleteDBInstance`, `DescribeDBInstances`, `ModifyDBInstance`, `PromoteReadReplica`, `RebootDBInstance`, `RestoreDBInstanceFromDBSnapshot`, `RestoreDBInstanceFromS3`, `RestoreDBInstanceToPointInTime`, `StartDBInstance`, and `StopDBInstance`.

Type: [DBInstance](#) object

## Errors

For information about the errors that are common to all actions, see [Common Errors](#).

### AuthorizationNotFound

The specified CIDR IP range or Amazon EC2 security group might not be authorized for the specified DB security group.

Or, RDS might not be authorized to perform necessary actions using IAM on your behalf.

HTTP Status Code: 404

### BackupPolicyNotFoundFault

*This error has been deprecated.*

HTTP Status Code: 404

### CertificateNotFound

`CertificateIdentifier` doesn't refer to an existing certificate.

HTTP Status Code: 404

### DBInstanceAlreadyExists

The user already has a DB instance with the given identifier.

HTTP Status Code: 400

### DBInstanceAutomatedBackupNotFound

No automated backup for this DB instance was found.

HTTP Status Code: 404

### DBInstanceNotFound

`DBInstanceIdentifier` doesn't refer to an existing DB instance.

HTTP Status Code: 404



**DBParameterGroupNotFound**

DBParameterGroupName doesn't refer to an existing DB parameter group.

HTTP Status Code: 404

**DBSecurityGroupNotFound**

DBSecurityGroupName doesn't refer to an existing DB security group.

HTTP Status Code: 404

**DBSubnetGroupDoesNotCoverEnoughAZs**

Subnets in the DB subnet group should cover at least two Availability Zones unless there is only one Availability Zone.

HTTP Status Code: 400

**DBSubnetGroupNotFoundFault**

DBSubnetGroupName doesn't refer to an existing DB subnet group.

HTTP Status Code: 404

**DomainNotFoundFault**

Domain doesn't refer to an existing Active Directory domain.

HTTP Status Code: 404

**InstanceQuotaExceeded**

The request would result in the user exceeding the allowed number of DB instances.

HTTP Status Code: 400

**InsufficientDBInstanceCapacity**

The specified DB instance class isn't available in the specified Availability Zone.

HTTP Status Code: 400

**InvalidDBInstanceState**

The DB instance isn't in a valid state.

HTTP Status Code: 400

**InvalidRestoreFault**

Cannot restore from VPC backup to non-VPC DB instance.

HTTP Status Code: 400

**InvalidSubnet**

The requested subnet is invalid, or multiple subnets were requested that are not all in a common VPC.

HTTP Status Code: 400

**InvalidVPCNetworkStateFault**

The DB subnet group doesn't cover all Availability Zones after it's created because of users' change.

HTTP Status Code: 400

**KMSKeyNotAccessibleFault**

An error occurred accessing an AWS KMS key.

HTTP Status Code: 400

**NetworkTypeNotSupported**

The network type is invalid for the DB instance. Valid network type values are IPV4 and DUAL.

HTTP Status Code: 400

**OptionGroupNotFoundFault**

The specified option group could not be found.

HTTP Status Code: 404

**PointInTimeRestoreNotEnabled**

`SourceDBInstanceIdentifier` refers to a DB instance with `BackupRetentionPeriod` equal to 0.

HTTP Status Code: 400

**ProvisionedIopsNotAvailableInAZFault**

Provisioned IOPS not available in the specified Availability Zone.

HTTP Status Code: 400

### **StorageQuotaExceeded**

The request would result in the user exceeding the allowed amount of storage available across all DB instances.

HTTP Status Code: 400

### **StorageTypeNotSupported**

The specified StorageType can't be associated with the DB instance.

HTTP Status Code: 400

### **TenantDatabaseQuotaExceeded**

You attempted to create more tenant databases than are permitted in your AWS account.

HTTP Status Code: 400

## **Examples**

### **Example**

This example illustrates one usage of RestoreDBInstanceToPointInTime.

### **Sample Request**

```
https://rds.us-east-1.amazonaws.com/  
  ?Action=RestoreDBInstanceToPointInTime  
  &SignatureMethod=HmacSHA256  
  &SignatureVersion=4  
  &SourceDBInstanceIdentifier=mysqlldb  
  &TargetDBInstanceIdentifier=mysqlldb-pitr  
  &UseLatestRestorableTime=true  
  &Version=2014-10-31  
  &X-Amz-Algorithm=AWS4-HMAC-SHA256  
  &X-Amz-Credential=AKIADQKE4SARGYLE/20140428/us-east-1/rds/aws4_request  
  &X-Amz-Date=20140428T233051Z  
  &X-Amz-SignedHeaders=content-type;host;user-agent;x-amz-content-sha256;x-amz-date  
  &X-Amz-Signature=087a8eb41cb1ab0fc9ec1575f23e73757ffc6a1e42d7d2b30b9cc0be988cff97
```

## Sample Response

```
<RestoreDBInstanceToPointInTimeResponse xmlns="http://rds.amazonaws.com/doc/2014-10-31/">
  <RestoreDBInstanceToPointInTimeResult>
    <DBInstance>
      <BackupRetentionPeriod>7</BackupRetentionPeriod>
      <DBInstanceStatus>creating</DBInstanceStatus>
      <MultiAZ>>false</MultiAZ>
      <VpcSecurityGroups/>
      <DBInstanceIdentifier>mysqldb-pitr</DBInstanceIdentifier>
      <PreferredBackupWindow>08:14-08:44</PreferredBackupWindow>
      <PreferredMaintenanceWindow>fri:04:50-fri:05:20</PreferredMaintenanceWindow>
      <ReadReplicaDBInstanceIdentifiers/>
      <Engine>mysql</Engine>
      <PendingModifiedValues/>
      <LicenseModel>general-public-license</LicenseModel>
      <DBParameterGroups>
        <DBParameterGroup>
          <ParameterApplyStatus>in-sync</ParameterApplyStatus>
          <DBParameterGroupName>default.mysql5.6</DBParameterGroupName>
        </DBParameterGroup>
      </DBParameterGroups>
      <EngineVersion>5.6.13</EngineVersion>
      <OptionGroupMemberships>
        <OptionGroupMembership>
          <OptionGroupName>default:mysql-5-6</OptionGroupName>
          <Status>pending-apply</Status>
        </OptionGroupMembership>
      </OptionGroupMemberships>
      <PubliclyAccessible>>true</PubliclyAccessible>
      <DBSecurityGroups>
        <DBSecurityGroup>
          <Status>active</Status>
          <DBSecurityGroupName>default</DBSecurityGroupName>
        </DBSecurityGroup>
      </DBSecurityGroups>
      <DBName>mysqldb</DBName>
      <AutoMinorVersionUpgrade>>true</AutoMinorVersionUpgrade>
      <AllocatedStorage>100</AllocatedStorage>
      <MasterUsername>myawsuser</MasterUsername>
      <DBInstanceClass>db.m1.medium</DBInstanceClass>
    </DBInstance>
  </RestoreDBInstanceToPointInTimeResult>
</RestoreDBInstanceToPointInTimeResponse>
```

```
</RestoreDBInstanceToPointInTimeResult>
<ResponseMetadata>
  <RequestId>13447c70-be2c-11d3-f4c6-37db295f7674</RequestId>
</ResponseMetadata>
</RestoreDBInstanceToPointInTimeResponse>
```

## See Also

For more information about using this API in one of the language-specific AWS SDKs, see the following:

- [AWS Command Line Interface](#)
- [AWS SDK for .NET](#)
- [AWS SDK for C++](#)
- [AWS SDK for Go v2](#)
- [AWS SDK for Java V2](#)
- [AWS SDK for JavaScript V3](#)
- [AWS SDK for PHP V3](#)
- [AWS SDK for Python](#)
- [AWS SDK for Ruby V3](#)

# RevokeDBSecurityGroupIngress

Revokes ingress from a DBSecurityGroup for previously authorized IP ranges or EC2 or VPC security groups. Required parameters for this API are one of CIDRIP, EC2SecurityGroupId for VPC, or (EC2SecurityGroupOwnerId and either EC2SecurityGroupName or EC2SecurityGroupId).

## Note

EC2-Classic was retired on August 15, 2022. If you haven't migrated from EC2-Classic to a VPC, we recommend that you migrate as soon as possible. For more information, see [Migrate from EC2-Classic to a VPC](#) in the *Amazon EC2 User Guide*, the blog [EC2-Classic Networking is Retiring – Here's How to Prepare](#), and [Moving a DB instance not in a VPC into a VPC](#) in the *Amazon RDS User Guide*.

## Request Parameters

For information about the parameters that are common to all actions, see [Common Parameters](#).

### DBSecurityGroupName

The name of the DB security group to revoke ingress from.

Type: String

Required: Yes

### CIDRIP

The IP range to revoke access from. Must be a valid CIDR range. If CIDRIP is specified, EC2SecurityGroupName, EC2SecurityGroupId and EC2SecurityGroupOwnerId can't be provided.

Type: String

Required: No

### EC2SecurityGroupId

The id of the EC2 security group to revoke access from. For VPC DB security groups, EC2SecurityGroupId must be provided. Otherwise, EC2SecurityGroupOwnerId and either EC2SecurityGroupName or EC2SecurityGroupId must be provided.

Type: String

Required: No

### **EC2SecurityGroupName**

The name of the EC2 security group to revoke access from. For VPC DB security groups, `EC2SecurityGroupId` must be provided. Otherwise, `EC2SecurityGroupOwnerId` and either `EC2SecurityGroupName` or `EC2SecurityGroupId` must be provided.

Type: String

Required: No

### **EC2SecurityGroupOwnerId**

The AWS account number of the owner of the EC2 security group specified in the `EC2SecurityGroupName` parameter. The AWS access key ID isn't an acceptable value. For VPC DB security groups, `EC2SecurityGroupId` must be provided. Otherwise, `EC2SecurityGroupOwnerId` and either `EC2SecurityGroupName` or `EC2SecurityGroupId` must be provided.

Type: String

Required: No

## **Response Elements**

The following element is returned by the service.

### **DBSecurityGroup**

Contains the details for an Amazon RDS DB security group.

This data type is used as a response element in the `DescribeDBSecurityGroups` action.

Type: [DBSecurityGroup](#) object

## **Errors**

For information about the errors that are common to all actions, see [Common Errors](#).

## AuthorizationNotFound

The specified CIDR IP range or Amazon EC2 security group might not be authorized for the specified DB security group.

Or, RDS might not be authorized to perform necessary actions using IAM on your behalf.

HTTP Status Code: 404

## DBSecurityGroupNotFound

DBSecurityGroupName doesn't refer to an existing DB security group.

HTTP Status Code: 404

## InvalidDBSecurityGroupState

The state of the DB security group doesn't allow deletion.

HTTP Status Code: 400

## Examples

### Example

This example illustrates one usage of `RevokeDBSecurityGroupIngress`.

### Sample Request

```
https://rds.us-east-1.amazonaws.com/  
  ?Action=RevokeDBSecurityGroupIngress  
  &CIDRIP=192.0.0.1%2F32  
  &DBSecurityGroupName=mydbsecuritygroup01  
  &SignatureMethod=HmacSHA256  
  &SignatureVersion=4  
  &Version=2014-10-31  
  &X-Amz-Algorithm=AWS4-HMAC-SHA256  
  &X-Amz-Credential=AKIADQKE4SARGYLE/20140428/us-east-1/rds/aws4_request  
  &X-Amz-Date=20140428T233956Z  
  &X-Amz-SignedHeaders=content-type;host;user-agent;x-amz-content-sha256;x-amz-date  
  &X-Amz-Signature=d9edabccacae36138704fb2b3cf6755ef08123862191b19d74582497b75e544a
```



## Sample Response

```
<RevokeDBSecurityGroupIngressResponse xmlns="http://rds.amazonaws.com/doc/2014-10-31/">
  <RevokeDBSecurityGroupIngressResult>
    <DBSecurityGroup>
      <EC2SecurityGroups/>
      <DBSecurityGroupDescription>My new DBSecurityGroup</DBSecurityGroupDescription>
      <IPRanges>
        <IPRange>
          <CIDRIP>192.0.0.1/32</CIDRIP>
          <Status>revoking</Status>
        </IPRange>
      </IPRanges>
      <OwnerId>803#####</OwnerId>
      <DBSecurityGroupName>mydbsecuritygroup01</DBSecurityGroupName>
    </DBSecurityGroup>
  </RevokeDBSecurityGroupIngressResult>
  <ResponseMetadata>
    <RequestId>579d8ba0-be2d-11d3-ae4f-eec568ed6b36</RequestId>
  </ResponseMetadata>
</RevokeDBSecurityGroupIngressResponse>
```

## See Also

For more information about using this API in one of the language-specific AWS SDKs, see the following:

- [AWS Command Line Interface](#)
- [AWS SDK for .NET](#)
- [AWS SDK for C++](#)
- [AWS SDK for Go v2](#)
- [AWS SDK for Java V2](#)
- [AWS SDK for JavaScript V3](#)
- [AWS SDK for PHP V3](#)
- [AWS SDK for Python](#)
- [AWS SDK for Ruby V3](#)

# StartActivityStream

Starts a database activity stream to monitor activity on the database. For more information, see [Monitoring Amazon Aurora with Database Activity Streams](#) in the *Amazon Aurora User Guide* or [Monitoring Amazon RDS with Database Activity Streams](#) in the *Amazon RDS User Guide*.

## Request Parameters

For information about the parameters that are common to all actions, see [Common Parameters](#).

### KmsKeyId

The AWS KMS key identifier for encrypting messages in the database activity stream. The AWS KMS key identifier is the key ARN, key ID, alias ARN, or alias name for the KMS key.

Type: String

Required: Yes

### Mode

Specifies the mode of the database activity stream. Database events such as a change or access generate an activity stream event. The database session can handle these events either synchronously or asynchronously.

Type: String

Valid Values: sync | async

Required: Yes

### ResourceArn

The Amazon Resource Name (ARN) of the DB cluster, for example, `arn:aws:rds:us-east-1:12345667890:cluster:das-cluster`.

Type: String

Required: Yes

### ApplyImmediately

Specifies whether or not the database activity stream is to start as soon as possible, regardless of the maintenance window for the database.

Type: Boolean

Required: No

### **EngineNativeAuditFieldsIncluded**

Specifies whether the database activity stream includes engine-native audit fields. This option applies to an Oracle or Microsoft SQL Server DB instance. By default, no engine-native audit fields are included.

Type: Boolean

Required: No

## **Response Elements**

The following elements are returned by the service.

### **ApplyImmediately**

Indicates whether or not the database activity stream will start as soon as possible, regardless of the maintenance window for the database.

Type: Boolean

### **EngineNativeAuditFieldsIncluded**

Indicates whether engine-native audit fields are included in the database activity stream.

Type: Boolean

### **KinesisStreamName**

The name of the Amazon Kinesis data stream to be used for the database activity stream.

Type: String

### **KmsKeyId**

The AWS KMS key identifier for encryption of messages in the database activity stream.

Type: String

### **Mode**

The mode of the database activity stream.

Type: String

Valid Values: sync | async

## Status

The status of the database activity stream.

Type: String

Valid Values: stopped | starting | started | stopping

## Errors

For information about the errors that are common to all actions, see [Common Errors](#).

### **DBClusterNotFoundFault**

`DBClusterIdentifier` doesn't refer to an existing DB cluster.

HTTP Status Code: 404

### **DBInstanceNotFound**

`DBInstanceIdentifier` doesn't refer to an existing DB instance.

HTTP Status Code: 404

### **InvalidDBClusterStateFault**

The requested operation can't be performed while the cluster is in this state.

HTTP Status Code: 400

### **InvalidDBInstanceState**

The DB instance isn't in a valid state.

HTTP Status Code: 400

### **KMSKeyNotAccessibleFault**

An error occurred accessing an AWS KMS key.

HTTP Status Code: 400

## ResourceNotFoundFault

The specified resource ID was not found.

HTTP Status Code: 404

## See Also

For more information about using this API in one of the language-specific AWS SDKs, see the following:

- [AWS Command Line Interface](#)
- [AWS SDK for .NET](#)
- [AWS SDK for C++](#)
- [AWS SDK for Go v2](#)
- [AWS SDK for Java V2](#)
- [AWS SDK for JavaScript V3](#)
- [AWS SDK for PHP V3](#)
- [AWS SDK for Python](#)
- [AWS SDK for Ruby V3](#)

# StartDBCluster

Starts an Amazon Aurora DB cluster that was stopped using the AWS console, the `stop-db-cluster` AWS CLI command, or the `StopDBCluster` operation.

For more information, see [Stopping and Starting an Aurora Cluster](#) in the *Amazon Aurora User Guide*.

## Note

This operation only applies to Aurora DB clusters.

## Request Parameters

For information about the parameters that are common to all actions, see [Common Parameters](#).

### DBClusterIdentifier

The DB cluster identifier of the Amazon Aurora DB cluster to be started. This parameter is stored as a lowercase string.

Type: String

Required: Yes

## Response Elements

The following element is returned by the service.

### DBCluster

Contains the details of an Amazon Aurora DB cluster or Multi-AZ DB cluster.

For an Amazon Aurora DB cluster, this data type is used as a response element in the operations `CreateDBCluster`, `DeleteDBCluster`, `DescribeDBClusters`, `FailoverDBCluster`, `ModifyDBCluster`, `PromoteReadReplicaDBCluster`, `RestoreDBClusterFromS3`, `RestoreDBClusterFromSnapshot`, `RestoreDBClusterToPointInTime`, `StartDBCluster`, and `StopDBCluster`.

For a Multi-AZ DB cluster, this data type is used as a response element in the operations `CreateDBCluster`, `DeleteDBCluster`, `DescribeDBClusters`, `FailoverDBCluster`, `ModifyDBCluster`, `RebootDBCluster`, `RestoreDBClusterFromSnapshot`, and `RestoreDBClusterToPointInTime`.

For more information on Amazon Aurora DB clusters, see [What is Amazon Aurora?](#) in the *Amazon Aurora User Guide*.

For more information on Multi-AZ DB clusters, see [Multi-AZ deployments with two readable standby DB instances](#) in the *Amazon RDS User Guide*.

Type: [DBCluster](#) object

## Errors

For information about the errors that are common to all actions, see [Common Errors](#).

### **DBClusterNotFoundFault**

`DBClusterIdentifier` doesn't refer to an existing DB cluster.

HTTP Status Code: 404

### **InvalidDBClusterStateFault**

The requested operation can't be performed while the cluster is in this state.

HTTP Status Code: 400

### **InvalidDBInstanceState**

The DB instance isn't in a valid state.

HTTP Status Code: 400

## Examples

### **Example**

This example illustrates one usage of `StartDBCluster`.

## Sample Request

```
https://rds.us-east-1.amazonaws.com/  
  ?Action=StartDBCluster  
  &DBClusterIdentifier=mydbcluster  
  &SignatureMethod=HmacSHA256  
  &SignatureVersion=4  
  &Version=2014-10-31  
  &X-Amz-Algorithm=AWS4-HMAC-SHA256  
  &X-Amz-Credential=AKIADQKE4SARGYLE/20131016/us-west-1/rds/aws4_request  
  &X-Amz-Date=20131016T233051Z  
  &X-Amz-SignedHeaders=content-type;host;user-agent;x-amz-content-sha256;x-amz-date  
  &X-Amz-Signature=087a8eb41cb1ab5f99e81575f23e73757ffc6a1e42d7d2b30b9cc0be988cff97
```

## See Also

For more information about using this API in one of the language-specific AWS SDKs, see the following:

- [AWS Command Line Interface](#)
- [AWS SDK for .NET](#)
- [AWS SDK for C++](#)
- [AWS SDK for Go v2](#)
- [AWS SDK for Java V2](#)
- [AWS SDK for JavaScript V3](#)
- [AWS SDK for PHP V3](#)
- [AWS SDK for Python](#)
- [AWS SDK for Ruby V3](#)



# StartDBInstance

Starts an Amazon RDS DB instance that was stopped using the AWS console, the stop-db-instance AWS CLI command, or the StopDBInstance operation.

For more information, see [Starting an Amazon RDS DB instance That Was Previously Stopped](#) in the *Amazon RDS User Guide*.

## Note

This command doesn't apply to RDS Custom, Aurora MySQL, and Aurora PostgreSQL. For Aurora DB clusters, use StartDBCluster instead.

## Request Parameters

For information about the parameters that are common to all actions, see [Common Parameters](#).

### DBInstanceIdentifier

The user-supplied instance identifier.

Type: String

Required: Yes

## Response Elements

The following element is returned by the service.

### DBInstance

Contains the details of an Amazon RDS DB instance.

This data type is used as a response element in the operations CreateDBInstance, CreateDBInstanceReadReplica, DeleteDBInstance, DescribeDBInstances, ModifyDBInstance, PromoteReadReplica, RebootDBInstance, RestoreDBInstanceFromDBSnapshot, RestoreDBInstanceFromS3, RestoreDBInstanceToPointInTime, StartDBInstance, and StopDBInstance.

Type: [DBInstance](#) object

## Errors

For information about the errors that are common to all actions, see [Common Errors](#).

### **AuthorizationNotFound**

The specified CIDR IP range or Amazon EC2 security group might not be authorized for the specified DB security group.

Or, RDS might not be authorized to perform necessary actions using IAM on your behalf.

HTTP Status Code: 404

### **DBClusterNotFoundFault**

`DBClusterIdentifier` doesn't refer to an existing DB cluster.

HTTP Status Code: 404

### **DBInstanceNotFound**

`DBInstanceIdentifier` doesn't refer to an existing DB instance.

HTTP Status Code: 404

### **DBSubnetGroupDoesNotCoverEnoughAZs**

Subnets in the DB subnet group should cover at least two Availability Zones unless there is only one Availability Zone.

HTTP Status Code: 400

### **DBSubnetGroupNotFoundFault**

`DBSubnetGroupName` doesn't refer to an existing DB subnet group.

HTTP Status Code: 404

### **InsufficientDBInstanceCapacity**

The specified DB instance class isn't available in the specified Availability Zone.

HTTP Status Code: 400

### **InvalidDBClusterStateFault**

The requested operation can't be performed while the cluster is in this state.

HTTP Status Code: 400

## InvalidDBInstanceState

The DB instance isn't in a valid state.

HTTP Status Code: 400

## InvalidSubnet

The requested subnet is invalid, or multiple subnets were requested that are not all in a common VPC.

HTTP Status Code: 400

## InvalidVPCNetworkStateFault

The DB subnet group doesn't cover all Availability Zones after it's created because of users' change.

HTTP Status Code: 400

## KMSKeyNotAccessibleFault

An error occurred accessing an AWS KMS key.

HTTP Status Code: 400

## Examples

### Example

This example illustrates one usage of StartDBInstance.

### Sample Request

```
https://rds.amazonaws.com/  
  ?Action=StartDBInstance  
  &DBInstanceIdentifier=mydbinstance  
  &SignatureMethod=HmacSHA256  
  &SignatureVersion=4  
  &Version=2014-10-31  
  &X-Amz-Algorithm=AWS4-HMAC-SHA256  
  &X-Amz-Credential=AKIADQKE4EXAMPLE/20131016/us-west-1/rds/aws4_request  
  &X-Amz-Date=20131016T233051Z  
  &X-Amz-SignedHeaders=content-type;host;user-agent;x-amz-content-sha256;x-amz-date  
  &X-Amz-Signature=6e25c542bf96fe24b28c12976ec92d2f856ab1d2a158e21c35441a736e4fde2b
```

## Sample Response

```

<StartDBInstanceResponse xmlns="http://rds.amazonaws.com/doc/2014-10-31/">
  <StartDBInstanceResult>
    <DBInstance>
      <AllocatedStorage>100</AllocatedStorage>
      <EnabledCloudwatchLogsExports>
        <member>alert</member>
        <member>audit</member>
        <member>listener</member>
        <member>trace</member>
      </EnabledCloudwatchLogsExports>
      <AssociatedRoles/>
      <DBParameterGroups>
        <DBParameterGroup>
          <DBParameterGroupName>default.oracle-ee-19</DBParameterGroupName>
          <ParameterApplyStatus>in-sync</ParameterApplyStatus>
        </DBParameterGroup>
      </DBParameterGroups>
      <AvailabilityZone>us-east-1b</AvailabilityZone>
      <DBSecurityGroups/>
      <Iops>1000</Iops>
      <PerformanceInsightsKMSKeyId>arn:aws:kms:us-
east-1:123456789012:key/87c22544-4cac-4640-99de-cfdaa8760ad0</
PerformanceInsightsKMSKeyId>
      <EnhancedMonitoringResourceArn>arn:aws:logs:us-east-1:123456789012:log-
group:RDS0SMetrics:log-stream:db-LENX3LYCR60KTGWZZEXAMPLE</
EnhancedMonitoringResourceArn>
      <PerformanceInsightsRetentionPeriod>7</PerformanceInsightsRetentionPeriod>
      <EngineVersion>19.0.0.0.ru-2019-10.rur-2019-10.r1</EngineVersion>
      <MasterUsername>admin</MasterUsername>
      <InstanceCreateTime>2019-11-23T17:27:58.540Z</InstanceCreateTime>
      <DBInstanceClass>db.t3.medium</DBInstanceClass>
      <HttpEndpointEnabled>false</HttpEndpointEnabled>
      <ReadReplicaDBInstanceIdentifiers/>
      <CustomerOwnedIpEnabled>false</CustomerOwnedIpEnabled>
      <MonitoringInterval>60</MonitoringInterval>
      <DBInstanceStatus>starting</DBInstanceStatus>
      <BackupRetentionPeriod>0</BackupRetentionPeriod>
      <OptionGroupMemberships>
        <OptionGroupMembership>
          <OptionGroupName>default:oracle-ee-19</OptionGroupName>
          <Status>in-sync</Status>
        </OptionGroupMembership>
      </OptionGroupMemberships>
    </DBInstance>
  </StartDBInstanceResult>
</StartDBInstanceResponse>

```

```
</OptionGroupMemberships>
<CACertificateIdentifier>rds-ca-2019</CACertificateIdentifier>
<DbInstancePort>0</DbInstancePort>
<DbiResourceId>db-LENX3LYCR60KTGWZEXAMPLE</DbiResourceId>
<PreferredBackupWindow>08:31-09:01</PreferredBackupWindow>
<DeletionProtection>>false</DeletionProtection>
<DBInstanceIdentifier>mydbinstance</DBInstanceIdentifier>
<DBInstanceArn>arn:aws:rds:us-east-1:123456789012:db:mydbinstance</DBInstanceArn>
<Endpoint>
  <HostedZoneId>Z2R2ITUGPM61AM</HostedZoneId>
  <Address>mydbinstance.123example.us-east-1.rds.amazonaws.com</Address>
  <Port>1521</Port>
</Endpoint>
<Engine>oracle-ee</Engine>
<MaxAllocatedStorage>1000</MaxAllocatedStorage>
<PubliclyAccessible>>true</PubliclyAccessible>
<IAMDatabaseAuthenticationEnabled>>false</IAMDatabaseAuthenticationEnabled>
<PerformanceInsightsEnabled>>true</PerformanceInsightsEnabled>
<DBName>DBOR</DBName>
<MultiAZ>>false</MultiAZ>
<DomainMemberships/>
<CharacterSetName>AL32UTF8</CharacterSetName>
<MonitoringRoleArn>arn:aws:iam::123456789012:role/rds-monitoring-role</
MonitoringRoleArn>
<StorageEncrypted>>false</StorageEncrypted>
<DBSubnetGroup>
  <VpcId>vpc-67a0bc1c</VpcId>
  <Subnets>
    <Subnet>
      <SubnetIdentifier>subnet-example1</SubnetIdentifier>
      <SubnetStatus>Active</SubnetStatus>
      <SubnetOutpost/>
      <SubnetAvailabilityZone>
        <Name>us-east-1a</Name>
      </SubnetAvailabilityZone>
    </Subnet>
    <Subnet>
      <SubnetIdentifier>subnet-example12</SubnetIdentifier>
      <SubnetStatus>Active</SubnetStatus>
      <SubnetOutpost/>
      <SubnetAvailabilityZone>
        <Name>us-east-1e</Name>
      </SubnetAvailabilityZone>
    </Subnet>
  </Subnets>
</DBSubnetGroup>
</StorageEncrypted>
</MonitoringRoleArn>
```

```
<Subnet>
  <SubnetIdentifier>subnet-example3</SubnetIdentifier>
  <SubnetStatus>Active</SubnetStatus>
  <SubnetOutpost/>
  <SubnetAvailabilityZone>
    <Name>us-east-1f</Name>
  </SubnetAvailabilityZone>
</Subnet>
<Subnet>
  <SubnetIdentifier>subnet-example4</SubnetIdentifier>
  <SubnetStatus>Active</SubnetStatus>
  <SubnetOutpost/>
  <SubnetAvailabilityZone>
    <Name>us-east-1d</Name>
  </SubnetAvailabilityZone>
</Subnet>
<Subnet>
  <SubnetIdentifier>subnet-example5</SubnetIdentifier>
  <SubnetStatus>Active</SubnetStatus>
  <SubnetOutpost/>
  <SubnetAvailabilityZone>
    <Name>us-east-1b</Name>
  </SubnetAvailabilityZone>
</Subnet>
<Subnet>
  <SubnetIdentifier>subnet-example6</SubnetIdentifier>
  <SubnetStatus>Active</SubnetStatus>
  <SubnetOutpost/>
  <SubnetAvailabilityZone>
    <Name>us-east-1c</Name>
  </SubnetAvailabilityZone>
</Subnet>
</Subnets>
<SubnetGroupStatus>Complete</SubnetGroupStatus>
<DBSubnetGroupDescription>Created from the RDS Management Console</
DBSubnetGroupDescription>
  <DBSubnetGroupName>default-vpc-67a0bc1c</DBSubnetGroupName>
</DBSubnetGroup>
<TagList>
  <Tag>
    <Value>hr</Value>
    <Key>department</Key>
  </Tag>
  <Tag>
```

```
        <Value>rds</Value>
        <Key>type</Key>
    </Tag>
</TagList>
<VpcSecurityGroups>
    <VpcSecurityGroupMembership>
        <VpcSecurityGroupId>sg-0417e54f</VpcSecurityGroupId>
        <Status>active</Status>
    </VpcSecurityGroupMembership>
</VpcSecurityGroups>
<NcharCharacterSetName>AL16UTF16</NcharCharacterSetName>
<LicenseModel>bring-your-own-license</LicenseModel>
<PendingModifiedValues/>
<PreferredMaintenanceWindow>sun:05:12-sun:05:42</PreferredMaintenanceWindow>
<StorageType>io1</StorageType>
<AutoMinorVersionUpgrade>>false</AutoMinorVersionUpgrade>
<CopyTagsToSnapshot>>false</CopyTagsToSnapshot>
</DBInstance>
</StartDBInstanceResult>
<ResponseMetadata>
    <RequestId>9d4d8c94-7b81-4a64-8518-EXAMPLE</RequestId>
</ResponseMetadata>
</StartDBInstanceResponse>
```

## See Also

For more information about using this API in one of the language-specific AWS SDKs, see the following:

- [AWS Command Line Interface](#)
- [AWS SDK for .NET](#)
- [AWS SDK for C++](#)
- [AWS SDK for Go v2](#)
- [AWS SDK for Java V2](#)
- [AWS SDK for JavaScript V3](#)
- [AWS SDK for PHP V3](#)
- [AWS SDK for Python](#)
- [AWS SDK for Ruby V3](#)

# StartDBInstanceAutomatedBackupsReplication

Enables replication of automated backups to a different AWS Region.

This command doesn't apply to RDS Custom.

For more information, see [Replicating Automated Backups to Another AWS Region](#) in the *Amazon RDS User Guide*.

## Request Parameters

For information about the parameters that are common to all actions, see [Common Parameters](#).

### SourceDBInstanceArn

The Amazon Resource Name (ARN) of the source DB instance for the replicated automated backups, for example, `arn:aws:rds:us-west-2:123456789012:db:mydatabase`.

Type: String

Required: Yes

### BackupRetentionPeriod

The retention period for the replicated automated backups.

Type: Integer

Required: No

### KmsKeyId

The AWS KMS key identifier for encryption of the replicated automated backups. The KMS key ID is the Amazon Resource Name (ARN) for the KMS encryption key in the destination AWS Region, for example, `arn:aws:kms:us-east-1:123456789012:key/AKIAIOSFODNN7EXAMPLE`.

Type: String

Required: No

### PreSignedUrl


In an AWS GovCloud (US) Region, an URL that contains a Signature Version 4 signed request for the `StartDBInstanceAutomatedBackupsReplication` operation to call in the



AWS Region of the source DB instance. The presigned URL must be a valid request for the `StartDBInstanceAutomatedBackupsReplication` API operation that can run in the AWS Region that contains the source DB instance.

This setting applies only to AWS GovCloud (US) Regions. It's ignored in other AWS Regions.

To learn how to generate a Signature Version 4 signed request, see [Authenticating Requests: Using Query Parameters \(AWS Signature Version 4\)](#) and [Signature Version 4 Signing Process](#).

 **Note**

If you are using an AWS SDK tool or the AWS CLI, you can specify `SourceRegion` (or `--source-region` for the AWS CLI) instead of specifying `PreSignedUrl` manually. Specifying `SourceRegion` autogenerates a presigned URL that is a valid request for the operation that can run in the source AWS Region.

Type: String

Required: No

## Response Elements

The following element is returned by the service.

### **DBInstanceAutomatedBackup**

An automated backup of a DB instance. It consists of system backups, transaction logs, and the database instance properties that existed at the time you deleted the source instance.

Type: [DBInstanceAutomatedBackup](#) object

## Errors

For information about the errors that are common to all actions, see [Common Errors](#).

## **DBInstanceAutomatedBackupQuotaExceeded**

The quota for retained automated backups was exceeded. This prevents you from retaining any additional automated backups. The retained automated backups quota is the same as your DB instance quota.

HTTP Status Code: 400

## **DBInstanceNotFound**

`DBInstanceIdentifier` doesn't refer to an existing DB instance.

HTTP Status Code: 404

## **InvalidDBInstanceState**

The DB instance isn't in a valid state.

HTTP Status Code: 400

## **KMSKeyNotAccessibleFault**

An error occurred accessing an AWS KMS key.

HTTP Status Code: 400

## **StorageTypeNotSupported**

The specified `StorageType` can't be associated with the DB instance.

HTTP Status Code: 400

## **See Also**

For more information about using this API in one of the language-specific AWS SDKs, see the following:

- [AWS Command Line Interface](#)
- [AWS SDK for .NET](#)
- [AWS SDK for C++](#)
- [AWS SDK for Go v2](#)
- [AWS SDK for Java V2](#)

- [AWS SDK for JavaScript V3](#)
- [AWS SDK for PHP V3](#)
- [AWS SDK for Python](#)
- [AWS SDK for Ruby V3](#)

# StartExportTask

Starts an export of DB snapshot or DB cluster data to Amazon S3. The provided IAM role must have access to the S3 bucket.

You can't export snapshot data from Db2 or RDS Custom DB instances.

For more information on exporting DB snapshot data, see [Exporting DB snapshot data to Amazon S3](#) in the *Amazon RDS User Guide* or [Exporting DB cluster snapshot data to Amazon S3](#) in the *Amazon Aurora User Guide*.

For more information on exporting DB cluster data, see [Exporting DB cluster data to Amazon S3](#) in the *Amazon Aurora User Guide*.

## Request Parameters

For information about the parameters that are common to all actions, see [Common Parameters](#).

### ExportTaskIdentifier

A unique identifier for the export task. This ID isn't an identifier for the Amazon S3 bucket where the data is to be exported.

Type: String

Required: Yes

### IamRoleArn

The name of the IAM role to use for writing to the Amazon S3 bucket when exporting a snapshot or cluster.

In the IAM policy attached to your IAM role, include the following required actions to allow the transfer of files from Amazon RDS or Amazon Aurora to an S3 bucket:

- s3:PutObject\*
- s3:GetObject\*
- s3:ListBucket
- s3:DeleteObject\*
- s3:GetBucketLocation

In the policy, include the resources to identify the S3 bucket and objects in the bucket. The following list of resources shows the Amazon Resource Name (ARN) format for accessing S3:

- `arn:aws:s3:::your-s3-bucket`
- `arn:aws:s3:::your-s3-bucket/*`

Type: String

Required: Yes

### **KmsKeyId**

The ID of the AWS KMS key to use to encrypt the data exported to Amazon S3. The AWS KMS key identifier is the key ARN, key ID, alias ARN, or alias name for the KMS key. The caller of this operation must be authorized to run the following operations. These can be set in the AWS KMS key policy:

- `kms:Encrypt`
- `kms:Decrypt`
- `kms:GenerateDataKey`
- `kms:GenerateDataKeyWithoutPlaintext`
- `kms:ReEncryptFrom`
- `kms:ReEncryptTo`
- `kms:CreateGrant`
- `kms:DescribeKey`
- `kms:RetireGrant`

Type: String

Required: Yes

### **S3BucketName**

The name of the Amazon S3 bucket to export the snapshot or cluster data to.

Type: String

Required: Yes

### **SourceArn**

The Amazon Resource Name (ARN) of the snapshot or cluster to export to Amazon S3.

Type: String

Required: Yes

### **ExportOnly.member.N**

The data to be exported from the snapshot or cluster. If this parameter isn't provided, all of the data is exported.

Valid Values:

- `database` - Export all the data from a specified database.
- `database.table table-name` - Export a table of the snapshot or cluster. This format is valid only for RDS for MySQL, RDS for MariaDB, and Aurora MySQL.
- `database.schema schema-name` - Export a database schema of the snapshot or cluster. This format is valid only for RDS for PostgreSQL and Aurora PostgreSQL.
- `database.schema.table table-name` - Export a table of the database schema. This format is valid only for RDS for PostgreSQL and Aurora PostgreSQL.

Type: Array of strings

Required: No

### **S3Prefix**

The Amazon S3 bucket prefix to use as the file name and path of the exported data.

Type: String

Required: No

## **Response Elements**

The following elements are returned by the service.

### **ExportOnly.member.N**

The data exported from the snapshot or cluster.

Valid Values:

- `database` - Export all the data from a specified database.

- `database.table table-name` - Export a table of the snapshot or cluster. This format is valid only for RDS for MySQL, RDS for MariaDB, and Aurora MySQL.
- `database.schema schema-name` - Export a database schema of the snapshot or cluster. This format is valid only for RDS for PostgreSQL and Aurora PostgreSQL.
- `database.schema.table table-name` - Export a table of the database schema. This format is valid only for RDS for PostgreSQL and Aurora PostgreSQL.

Type: Array of strings

### **ExportTaskIdentifier**

A unique identifier for the snapshot or cluster export task. This ID isn't an identifier for the Amazon S3 bucket where the data is exported.

Type: String

### **FailureCause**

The reason the export failed, if it failed.

Type: String

### **IamRoleArn**

The name of the IAM role that is used to write to Amazon S3 when exporting a snapshot or cluster.

Type: String

### **KmsKeyId**

The key identifier of the AWS KMS key that is used to encrypt the data when it's exported to Amazon S3. The KMS key identifier is its key ARN, key ID, alias ARN, or alias name. The IAM role used for the export must have encryption and decryption permissions to use this KMS key.

Type: String

### **PercentProgress**

The progress of the snapshot or cluster export task as a percentage.

Type: Integer

### **S3Bucket**

The Amazon S3 bucket where the snapshot or cluster is exported to.

Type: String

**S3Prefix**

The Amazon S3 bucket prefix that is the file name and path of the exported data.

Type: String

**SnapshotTime**

The time when the snapshot was created.

Type: Timestamp

**SourceArn**

The Amazon Resource Name (ARN) of the snapshot or cluster exported to Amazon S3.

Type: String

**SourceType**

The type of source for the export.

Type: String

Valid Values: SNAPSHOT | CLUSTER

**Status**

The progress status of the export task. The status can be one of the following:

- CANCELED
- CANCELING
- COMPLETE
- FAILED
- IN\_PROGRESS
- STARTING

Type: String

**TaskEndTime**

The time when the snapshot or cluster export task ended.

Type: Timestamp



## **TaskStartTime**

The time when the snapshot or cluster export task started.

Type: Timestamp

## **TotalExtractedDataInGB**

The total amount of data exported, in gigabytes.

Type: Integer

## **WarningMessage**

A warning about the snapshot or cluster export task.

Type: String

## **Errors**

For information about the errors that are common to all actions, see [Common Errors](#).

### **DBClusterNotFoundFault**

`DBClusterIdentifier` doesn't refer to an existing DB cluster.

HTTP Status Code: 404

### **DBClusterSnapshotNotFoundFault**

`DBClusterSnapshotIdentifier` doesn't refer to an existing DB cluster snapshot.

HTTP Status Code: 404

### **DBSnapshotNotFound**

`DBSnapshotIdentifier` doesn't refer to an existing DB snapshot.

HTTP Status Code: 404

### **ExportTaskAlreadyExists**

You can't start an export task that's already running.

HTTP Status Code: 400

## **IamRoleMissingPermissions**

The IAM role requires additional permissions to export to an Amazon S3 bucket.

HTTP Status Code: 400

## **IamRoleNotFound**

The IAM role is missing for exporting to an Amazon S3 bucket.

HTTP Status Code: 404

## **InvalidExportOnly**

The export is invalid for exporting to an Amazon S3 bucket.

HTTP Status Code: 400

## **InvalidExportSourceState**

The state of the export snapshot is invalid for exporting to an Amazon S3 bucket.

HTTP Status Code: 400

## **InvalidS3BucketFault**

The specified Amazon S3 bucket name can't be found or Amazon RDS isn't authorized to access the specified Amazon S3 bucket. Verify the **SourceS3BucketName** and **S3IngestionRoleArn** values and try again.

HTTP Status Code: 400

## **KMSKeyNotAccessibleFault**

An error occurred accessing an AWS KMS key.

HTTP Status Code: 400

## **See Also**

For more information about using this API in one of the language-specific AWS SDKs, see the following:

- [AWS Command Line Interface](#)
- [AWS SDK for .NET](#)

- [AWS SDK for C++](#)
- [AWS SDK for Go v2](#)
- [AWS SDK for Java V2](#)
- [AWS SDK for JavaScript V3](#)
- [AWS SDK for PHP V3](#)
- [AWS SDK for Python](#)
- [AWS SDK for Ruby V3](#)

# StopActivityStream

Stops a database activity stream that was started using the AWS console, the `start-activity-stream` AWS CLI command, or the `StartActivityStream` operation.

For more information, see [Monitoring Amazon Aurora with Database Activity Streams](#) in the *Amazon Aurora User Guide* or [Monitoring Amazon RDS with Database Activity Streams](#) in the *Amazon RDS User Guide*.

## Request Parameters

For information about the parameters that are common to all actions, see [Common Parameters](#).

### ResourceArn

The Amazon Resource Name (ARN) of the DB cluster for the database activity stream. For example, `arn:aws:rds:us-east-1:12345667890:cluster:das-cluster`.

Type: String

Required: Yes

### ApplyImmediately

Specifies whether or not the database activity stream is to stop as soon as possible, regardless of the maintenance window for the database.

Type: Boolean

Required: No

## Response Elements

The following elements are returned by the service.

### KinesisStreamName

The name of the Amazon Kinesis data stream used for the database activity stream.

Type: String

## KmsKeyId

The AWS KMS key identifier used for encrypting messages in the database activity stream.

The AWS KMS key identifier is the key ARN, key ID, alias ARN, or alias name for the KMS key.

Type: String

## Status

The status of the database activity stream.

Type: String

Valid Values: stopped | starting | started | stopping

## Errors

For information about the errors that are common to all actions, see [Common Errors](#).

### DBClusterNotFoundFault

`DBClusterIdentifier` doesn't refer to an existing DB cluster.

HTTP Status Code: 404

### DBInstanceNotFound

`DBInstanceIdentifier` doesn't refer to an existing DB instance.

HTTP Status Code: 404

### InvalidDBClusterStateFault

The requested operation can't be performed while the cluster is in this state.

HTTP Status Code: 400

### InvalidDBInstanceState

The DB instance isn't in a valid state.

HTTP Status Code: 400

### ResourceNotFoundFault

The specified resource ID was not found.

## HTTP Status Code: 404

### See Also

For more information about using this API in one of the language-specific AWS SDKs, see the following:

- [AWS Command Line Interface](#)
- [AWS SDK for .NET](#)
- [AWS SDK for C++](#)
- [AWS SDK for Go v2](#)
- [AWS SDK for Java V2](#)
- [AWS SDK for JavaScript V3](#)
- [AWS SDK for PHP V3](#)
- [AWS SDK for Python](#)
- [AWS SDK for Ruby V3](#)

# StopDBCluster

Stops an Amazon Aurora DB cluster. When you stop a DB cluster, Aurora retains the DB cluster's metadata, including its endpoints and DB parameter groups. Aurora also retains the transaction logs so you can do a point-in-time restore if necessary.

For more information, see [Stopping and Starting an Aurora Cluster](#) in the *Amazon Aurora User Guide*.

## Note

This operation only applies to Aurora DB clusters.

## Request Parameters

For information about the parameters that are common to all actions, see [Common Parameters](#).

### DBClusterIdentifier

The DB cluster identifier of the Amazon Aurora DB cluster to be stopped. This parameter is stored as a lowercase string.

Type: String

Required: Yes

## Response Elements

The following element is returned by the service.

### DBCluster

Contains the details of an Amazon Aurora DB cluster or Multi-AZ DB cluster.

For an Amazon Aurora DB cluster, this data type is used as a response element in the operations `CreateDBCluster`, `DeleteDBCluster`, `DescribeDBClusters`, `FailoverDBCluster`, `ModifyDBCluster`, `PromoteReadReplicaDBCluster`, `RestoreDBClusterFromS3`, `RestoreDBClusterFromSnapshot`, `RestoreDBClusterToPointInTime`, `StartDBCluster`, and `StopDBCluster`.

For a Multi-AZ DB cluster, this data type is used as a response element in the operations `CreateDBCluster`, `DeleteDBCluster`, `DescribeDBClusters`, `FailoverDBCluster`, `ModifyDBCluster`, `RebootDBCluster`, `RestoreDBClusterFromSnapshot`, and `RestoreDBClusterToPointInTime`.

For more information on Amazon Aurora DB clusters, see [What is Amazon Aurora?](#) in the *Amazon Aurora User Guide*.

For more information on Multi-AZ DB clusters, see [Multi-AZ deployments with two readable standby DB instances](#) in the *Amazon RDS User Guide*.

Type: [DBCluster](#) object

## Errors

For information about the errors that are common to all actions, see [Common Errors](#).

### **DBClusterNotFoundFault**

`DBClusterIdentifier` doesn't refer to an existing DB cluster.

HTTP Status Code: 404

### **InvalidDBClusterStateFault**

The requested operation can't be performed while the cluster is in this state.

HTTP Status Code: 400

### **InvalidDBInstanceState**

The DB instance isn't in a valid state.

HTTP Status Code: 400

## Examples

### **Example**

This example illustrates one usage of `StopDBCluster`.



## Sample Request

```
https://rds.us-east-1.amazonaws.com/  
?Action=StopDBCluster  
&DBClusterIdentifier=mydbcluster  
&SignatureMethod=HmacSHA256  
&SignatureVersion=4  
&Version=2014-10-31  
&X-Amz-Algorithm=AWS4-HMAC-SHA256  
&X-Amz-Credential=AKIADQKE4SARGYLE/20131016/us-west-1/rds/aws4_request  
&X-Amz-Date=20131016T233051Z  
&X-Amz-SignedHeaders=content-type;host;user-agent;x-amz-content-sha256;x-amz-date  
&X-Amz-Signature=087a8eb41cb1ab5f99e81575f23e73757ffc6a1e42d7d2b30b9cc0be988cff97
```

## See Also

For more information about using this API in one of the language-specific AWS SDKs, see the following:

- [AWS Command Line Interface](#)
- [AWS SDK for .NET](#)
- [AWS SDK for C++](#)
- [AWS SDK for Go v2](#)
- [AWS SDK for Java V2](#)
- [AWS SDK for JavaScript V3](#)
- [AWS SDK for PHP V3](#)
- [AWS SDK for Python](#)
- [AWS SDK for Ruby V3](#)

# StopDBInstance

Stops an Amazon RDS DB instance. When you stop a DB instance, Amazon RDS retains the DB instance's metadata, including its endpoint, DB parameter group, and option group membership. Amazon RDS also retains the transaction logs so you can do a point-in-time restore if necessary.

For more information, see [Stopping an Amazon RDS DB Instance Temporarily](#) in the *Amazon RDS User Guide*.

## Note

This command doesn't apply to RDS Custom, Aurora MySQL, and Aurora PostgreSQL. For Aurora clusters, use `StopDBCluster` instead.

## Request Parameters

For information about the parameters that are common to all actions, see [Common Parameters](#).

### DBInstanceIdentifier

The user-supplied instance identifier.

Type: String

Required: Yes

### DBSnapshotIdentifier

The user-supplied instance identifier of the DB Snapshot created immediately before the DB instance is stopped.

Type: String

Required: No

## Response Elements

The following element is returned by the service.

## DBInstance

Contains the details of an Amazon RDS DB instance.

This data type is used as a response element in the operations `CreateDBInstance`, `CreateDBInstanceReadReplica`, `DeleteDBInstance`, `DescribeDBInstances`, `ModifyDBInstance`, `PromoteReadReplica`, `RebootDBInstance`, `RestoreDBInstanceFromDBSnapshot`, `RestoreDBInstanceFromS3`, `RestoreDBInstanceToPointInTime`, `StartDBInstance`, and `StopDBInstance`.

Type: [DBInstance](#) object

## Errors

For information about the errors that are common to all actions, see [Common Errors](#).

### DBInstanceNotFound

`DBInstanceIdentifier` doesn't refer to an existing DB instance.

HTTP Status Code: 404

### DBSnapshotAlreadyExists

`DBSnapshotIdentifier` is already used by an existing snapshot.

HTTP Status Code: 400

### InvalidDBClusterStateFault

The requested operation can't be performed while the cluster is in this state.

HTTP Status Code: 400

### InvalidDBInstanceState

The DB instance isn't in a valid state.

HTTP Status Code: 400

### SnapshotQuotaExceeded

The request would result in the user exceeding the allowed number of DB snapshots.

HTTP Status Code: 400

## See Also

For more information about using this API in one of the language-specific AWS SDKs, see the following:

- [AWS Command Line Interface](#)
- [AWS SDK for .NET](#)
- [AWS SDK for C++](#)
- [AWS SDK for Go v2](#)
- [AWS SDK for Java V2](#)
- [AWS SDK for JavaScript V3](#)
- [AWS SDK for PHP V3](#)
- [AWS SDK for Python](#)
- [AWS SDK for Ruby V3](#)

# StopDBInstanceAutomatedBackupsReplication

Stops automated backup replication for a DB instance.

This command doesn't apply to RDS Custom, Aurora MySQL, and Aurora PostgreSQL.

For more information, see [Replicating Automated Backups to Another AWS Region](#) in the *Amazon RDS User Guide*.

## Request Parameters

For information about the parameters that are common to all actions, see [Common Parameters](#).

### SourceDBInstanceArn

The Amazon Resource Name (ARN) of the source DB instance for which to stop replicating automate backups, for example, `arn:aws:rds:us-west-2:123456789012:db:mydatabase`.

Type: String

Required: Yes

## Response Elements

The following element is returned by the service.

### DBInstanceAutomatedBackup

An automated backup of a DB instance. It consists of system backups, transaction logs, and the database instance properties that existed at the time you deleted the source instance.

Type: [DBInstanceAutomatedBackup](#) object

## Errors

For information about the errors that are common to all actions, see [Common Errors](#).

### DBInstanceNotFound

`DBInstanceIdentifier` doesn't refer to an existing DB instance.

HTTP Status Code: 404

## **InvalidDBInstanceState**

The DB instance isn't in a valid state.

HTTP Status Code: 400

## **See Also**

For more information about using this API in one of the language-specific AWS SDKs, see the following:

- [AWS Command Line Interface](#)
- [AWS SDK for .NET](#)
- [AWS SDK for C++](#)
- [AWS SDK for Go v2](#)
- [AWS SDK for Java V2](#)
- [AWS SDK for JavaScript V3](#)
- [AWS SDK for PHP V3](#)
- [AWS SDK for Python](#)
- [AWS SDK for Ruby V3](#)

# SwitchoverBlueGreenDeployment

Switches over a blue/green deployment.

Before you switch over, production traffic is routed to the databases in the blue environment. After you switch over, production traffic is routed to the databases in the green environment.

For more information, see [Using Amazon RDS Blue/Green Deployments for database updates](#) in the *Amazon RDS User Guide* and [Using Amazon RDS Blue/Green Deployments for database updates](#) in the *Amazon Aurora User Guide*.

## Request Parameters

For information about the parameters that are common to all actions, see [Common Parameters](#).

### BlueGreenDeploymentIdentifier

The unique identifier of the blue/green deployment.

Constraints:

- Must match an existing blue/green deployment identifier.

Type: String

Length Constraints: Minimum length of 1. Maximum length of 255.

Pattern: `[A-Za-z][0-9A-Za-z-:._]*`

Required: Yes

### SwitchoverTimeout

The amount of time, in seconds, for the switchover to complete.

Default: 300

If the switchover takes longer than the specified duration, then any changes are rolled back, and no changes are made to the environments.

Type: Integer

Valid Range: Minimum value of 30.

Required: No

## Response Elements

The following element is returned by the service.

### BlueGreenDeployment

Details about a blue/green deployment.

For more information, see [Using Amazon RDS Blue/Green Deployments for database updates](#) in the *Amazon RDS User Guide* and [Using Amazon RDS Blue/Green Deployments for database updates](#) in the *Amazon Aurora User Guide*.

Type: [BlueGreenDeployment](#) object

## Errors

For information about the errors that are common to all actions, see [Common Errors](#).

### BlueGreenDeploymentNotFoundFault

`BlueGreenDeploymentIdentifier` doesn't refer to an existing blue/green deployment.

HTTP Status Code: 404

### InvalidBlueGreenDeploymentStateFault

The blue/green deployment can't be switched over or deleted because there is an invalid configuration in the green environment.

HTTP Status Code: 400

## Examples

### Example

This example illustrates one usage of `SwitchoverBlueGreenDeployment`.



## Sample Request

```
https://rds.us-west-2.amazonaws.com/
?Action=SwitchoverBlueGreenDeployment
&BlueGreenDeploymentIdentifier=bgd-mdoyy2mn7vbkhgg
&SwitchoverTimeout=400
&SignatureMethod=HmacSHA256
&SignatureVersion=4
&Version=2014-10-31
&X-Amz-Algorithm=AWS4-HMAC-SHA256
&X-Amz-Credential=AKIADQKE4SARGYLE/20141031/us-west-2/rds/aws4_request
&X-Amz-Date=20230110T190520Z
&X-Amz-SignedHeaders=content-type;host;user-agent;x-amz-content-sha256;x-amz-date
&X-Amz-Signature=8a684aebe6d5219bb3572316a341963324d6ef339bd0dcfa5854f1a01d401214
```

## Sample Response

```
<SwitchoverBlueGreenDeploymentResponse xmlns="http://rds.amazonaws.com/
doc/2014-10-31/">
  <SwitchoverBlueGreenDeploymentResult>
    <BlueGreenDeployment>
      <TagList/>
      <BlueGreenDeploymentName>my-blue-green-deployment</BlueGreenDeploymentName>
      <CreateTime>2023-01-10T18:42:09.330Z</CreateTime>
      <SwitchoverDetails>
        <member>
          <SourceMember>arn:aws:rds:us-west-2:123456789012:db:database-1</SourceMember>
          <TargetMember>arn:aws:rds:us-west-2:123456789012:db:database-1-green-7jtrw5</
TargetMember>
          <Status>AVAILABLE</Status>
        </member>
      </SwitchoverDetails>
      <Source>arn:aws:rds:us-west-2:123456789012:db:database-1</Source>
      <BlueGreenDeploymentIdentifier>bgd-mdoyy2mn7vbkhgg</
BlueGreenDeploymentIdentifier>
      <Tasks>
        <member>
          <Name>CREATING_READ_REPLICA_OF_SOURCE</Name>
          <Status>COMPLETED</Status>
        </member>
        <member>
          <Name>CONFIGURE_BACKUPS</Name>
          <Status>COMPLETED</Status>
```

```
    </member>
  </Tasks>
  <Target>arn:aws:rds:us-west-2:123456789012:db:database-1-green-7jtrw5</Target>
  <Status>SWITCHOVER_IN_PROGRESS</Status>
</BlueGreenDeployment>
</SwitchoverBlueGreenDeploymentResult>
<ResponseMetadata>
  <RequestId>c4f69d85-87e5-4fbb-b6b8-ccdb17404af6</RequestId>
</ResponseMetadata>
</SwitchoverBlueGreenDeploymentResponse>
```

## See Also

For more information about using this API in one of the language-specific AWS SDKs, see the following:

- [AWS Command Line Interface](#)
- [AWS SDK for .NET](#)
- [AWS SDK for C++](#)
- [AWS SDK for Go v2](#)
- [AWS SDK for Java V2](#)
- [AWS SDK for JavaScript V3](#)
- [AWS SDK for PHP V3](#)
- [AWS SDK for Python](#)
- [AWS SDK for Ruby V3](#)

# SwitchoverGlobalCluster

Switches over the specified secondary DB cluster to be the new primary DB cluster in the global database cluster. Switchover operations were previously called "managed planned failovers."

Aurora promotes the specified secondary cluster to assume full read/write capabilities and demotes the current primary cluster to a secondary (read-only) cluster, maintaining the original replication topology. All secondary clusters are synchronized with the primary at the beginning of the process so the new primary continues operations for the Aurora global database without losing any data. Your database is unavailable for a short time while the primary and selected secondary clusters are assuming their new roles. For more information about switching over an Aurora global database, see [Performing switchovers for Amazon Aurora global databases](#) in the *Amazon Aurora User Guide*.

## Note

This operation is intended for controlled environments, for operations such as "regional rotation" or to fall back to the original primary after a global database failover.

## Request Parameters

For information about the parameters that are common to all actions, see [Common Parameters](#).

### GlobalClusterIdentifier

The identifier of the global database cluster to switch over. This parameter isn't case-sensitive.

Constraints:

- Must match the identifier of an existing global database cluster (Aurora global database).

Type: String

Length Constraints: Minimum length of 1. Maximum length of 255.

Pattern: `[A-Za-z][0-9A-Za-z-:._]*`

Required: Yes

## TargetDbClusterIdentifier

The identifier of the secondary Aurora DB cluster to promote to the new primary for the global database cluster. Use the Amazon Resource Name (ARN) for the identifier so that Aurora can locate the cluster in its AWS Region.

Type: String

Length Constraints: Minimum length of 1. Maximum length of 255.

Pattern: `[A-Za-z][0-9A-Za-z- : . _]*`

Required: Yes

## Response Elements

The following element is returned by the service.

### GlobalCluster

A data type representing an Aurora global database.

Type: [GlobalCluster](#) object

## Errors

For information about the errors that are common to all actions, see [Common Errors](#).

### DBClusterNotFoundFault

`DBClusterIdentifier` doesn't refer to an existing DB cluster.

HTTP Status Code: 404

### GlobalClusterNotFoundFault

The `GlobalClusterIdentifier` doesn't refer to an existing global database cluster.

HTTP Status Code: 404

### InvalidDBClusterStateFault

The requested operation can't be performed while the cluster is in this state.

HTTP Status Code: 400

### **InvalidGlobalClusterStateFault**

The global cluster is in an invalid state and can't perform the requested operation.

HTTP Status Code: 400

## **See Also**

For more information about using this API in one of the language-specific AWS SDKs, see the following:

- [AWS Command Line Interface](#)
- [AWS SDK for .NET](#)
- [AWS SDK for C++](#)
- [AWS SDK for Go v2](#)
- [AWS SDK for Java V2](#)
- [AWS SDK for JavaScript V3](#)
- [AWS SDK for PHP V3](#)
- [AWS SDK for Python](#)
- [AWS SDK for Ruby V3](#)

# SwitchoverReadReplica

Switches over an Oracle standby database in an Oracle Data Guard environment, making it the new primary database. Issue this command in the Region that hosts the current standby database.

## Request Parameters

For information about the parameters that are common to all actions, see [Common Parameters](#).

### DBInstanceIdentifier

The DB instance identifier of the current standby database. This value is stored as a lowercase string.

Constraints:

- Must match the identifier of an existing Oracle read replica DB instance.

Type: String

Required: Yes

## Response Elements

The following element is returned by the service.

### DBInstance

Contains the details of an Amazon RDS DB instance.

This data type is used as a response element in the operations `CreateDBInstance`, `CreateDBInstanceReadReplica`, `DeleteDBInstance`, `DescribeDBInstances`, `ModifyDBInstance`, `PromoteReadReplica`, `RebootDBInstance`, `RestoreDBInstanceFromDBSnapshot`, `RestoreDBInstanceFromS3`, `RestoreDBInstanceToPointInTime`, `StartDBInstance`, and `StopDBInstance`.

Type: [DBInstance](#) object

## Errors

For information about the errors that are common to all actions, see [Common Errors](#).

## DBInstanceNotFound

DBInstanceIdentifier doesn't refer to an existing DB instance.

HTTP Status Code: 404

## InvalidDBInstanceState

The DB instance isn't in a valid state.

HTTP Status Code: 400

## Examples

### Example

The following example shows one use of SwitchoverReadReplica.

### Sample Request

```
https://rds.us-east-1.amazonaws.com/  
?Action=SwitchoverReadReplica  
&DBInstanceIdentifier=new-primary  
&Version=2014-10-31  
&Signature=12345678caef670d84c14ffba62e107842557f934f1e68e5d38a2d219ae70527
```

### Sample Response

```
<SwitchoverReadReplicaResponse xmlns="http://rds.amazonaws.com/doc/2014-10-31/">  
  <SwitchoverReadReplicaResult>  
    <DBInstance>  
      <AllocatedStorage>20</AllocatedStorage>  
      <ReadReplicaSourceDBInstanceIdentifier>bystanders-old-primary</  
ReadReplicaSourceDBInstanceIdentifier>  
      <AssociatedRoles/>  
      <DBParameterGroups>  
        <DBParameterGroup>  
          <DBParameterGroupName>default.oracle-ee-19</DBParameterGroupName>  
          <ParameterApplyStatus>in-sync</ParameterApplyStatus>  
        </DBParameterGroup>  
      </DBParameterGroups>
```

```

<AvailabilityZone>us-west-2</AvailabilityZone>
<DBSecurityGroups/>
<StatusInfos>
  <DBInstanceStatusInfo>
    <Normal>true</Normal>
    <StatusType>read replication</StatusType>
    <Status>replicating</Status>
  </DBInstanceStatusInfo>
</StatusInfos>
<EngineVersion>19.0.0.0.ru-2021-10.rur-2021-10.r1</EngineVersion>
<MasterUsername>masteruser</MasterUsername>
<InstanceCreateTime>2022-01-09T11:55:29.005Z</InstanceCreateTime>
<DBInstanceClass>db.m4.xlarge</DBInstanceClass>
<StorageThroughput>0</StorageThroughput>
<HttpEndpointEnabled>>false</HttpEndpointEnabled>
<ReadReplicaDBInstanceIdentifiers/>
<CustomerOwnedIpEnabled>>false</CustomerOwnedIpEnabled>
<MonitoringInterval>0</MonitoringInterval>
<DBInstanceStatus>available</DBInstanceStatus>
<BackupRetentionPeriod>1</BackupRetentionPeriod>
<OptionGroupMemberships>
  <OptionGroupMembership>
    <OptionGroupName>default:oracle-ee-19</OptionGroupName>
    <Status>in-sync</Status>
  </OptionGroupMembership>
</OptionGroupMemberships>
<BackupTarget>region</BackupTarget>
<CACertificateIdentifier>rds-ca-2019</CACertificateIdentifier>
<DbInstancePort>0</DbInstancePort>
<DbiResourceId>db-ABCDEFGHIJ1234567890</DbiResourceId>
<PreferredBackupWindow>11:11-11:11</PreferredBackupWindow>
<DeletionProtection>>false</DeletionProtection>
<DBInstanceIdentifier>new-primary</DBInstanceIdentifier>
<DBInstanceArn>arn:aws:rds:us-west-2:123456789012:db:new-primary</
DBInstanceArn>
  <Endpoint>
    <HostedZoneId>ABCD7F8REH8UF3</HostedZoneId>
    <Address>new-primary.abcdefgh0ijk.us-west-2.rds.amazonaws.com</Address>
    <Port>1521</Port>
  </Endpoint>
<Engine>oracle-ee</Engine>
<PubliclyAccessible>>true</PubliclyAccessible>
<IAMDatabaseAuthenticationEnabled>>false</IAMDatabaseAuthenticationEnabled>
<NetworkType>IPv4</NetworkType>

```



```
<PerformanceInsightsEnabled>>false</PerformanceInsightsEnabled>
<ReplicaMode>open-read-only</ReplicaMode>
<DBName>ORCL</DBName>
<MultiAZ>>false</MultiAZ>
<DomainMemberships/>
<CharacterSetName>AL32UTF8</CharacterSetName>
<StorageEncrypted>>false</StorageEncrypted>
<DBSubnetGroup>
  <VpcId>vpc-2f206b57</VpcId>
  <Subnets>
    <Subnet>
      <SubnetIdentifier>subnet-ac26e0e6</SubnetIdentifier>
      <SubnetStatus>Active</SubnetStatus>
      <SubnetOutpost/>
      <SubnetAvailabilityZone>
        <Name>us-west-2a</Name>
      </SubnetAvailabilityZone>
    </Subnet>
    <Subnet>
      <SubnetIdentifier>subnet-1a2bcde3</SubnetIdentifier>
      <SubnetStatus>Active</SubnetStatus>
      <SubnetOutpost/>
      <SubnetAvailabilityZone>
        <Name>us-west-2b</Name>
      </SubnetAvailabilityZone>
    </Subnet>
    <Subnet>
      <SubnetIdentifier>subnet-a1b2c3de</SubnetIdentifier>
      <SubnetStatus>Active</SubnetStatus>
      <SubnetOutpost/>
      <SubnetAvailabilityZone><Name>us-west-2d</Name>
      </SubnetAvailabilityZone>
    </Subnet>
    <Subnet>
      <SubnetIdentifier>subnet-a12345b6</SubnetIdentifier>
      <SubnetStatus>Active</SubnetStatus>
      <SubnetOutpost/>
      <SubnetAvailabilityZone>
        <Name>us-west-2c</Name>
      </SubnetAvailabilityZone>
    </Subnet>
  </Subnets>
  <SubnetGroupStatus>Complete</SubnetGroupStatus>
  <DBSubnetGroupDescription>default</DBSubnetGroupDescription>
```

```
        <DBSubnetGroupName>default</DBSubnetGroupName>
    </DBSubnetGroup>
    <VpcSecurityGroups>
        <VpcSecurityGroupMembership>
            <VpcSecurityGroupId>ab-12c3d45e</VpcSecurityGroupId>
            <Status>active</Status>
        </VpcSecurityGroupMembership>
    </VpcSecurityGroups>
    <TagList/>
    <NcharCharacterSetName>AL16UTF16</NcharCharacterSetName>
    <LicenseModel>bring-your-own-license</LicenseModel>
    <PendingModifiedValues/>
    <PreferredMaintenanceWindow>tue:07:56-tue:08:26</
PreferredMaintenanceWindow>
    <StorageType>gp2</StorageType>
    <AutoMinorVersionUpgrade>>true</AutoMinorVersionUpgrade>
    <CopyTagsToSnapshot>>false</CopyTagsToSnapshot>
</DBInstance>
</SwitchoverReadReplicaResult>
<ResponseMetadata>
    <RequestId>abcd12ef-34g5-41d6-aed9-b6366d786923</RequestId>
</ResponseMetadata>
</SwitchoverReadReplicaResponse>
```

## See Also

For more information about using this API in one of the language-specific AWS SDKs, see the following:

- [AWS Command Line Interface](#)
- [AWS SDK for .NET](#)
- [AWS SDK for C++](#)
- [AWS SDK for Go v2](#)
- [AWS SDK for Java V2](#)
- [AWS SDK for JavaScript V3](#)
- [AWS SDK for PHP V3](#)
- [AWS SDK for Python](#)
- [AWS SDK for Ruby V3](#)

# Data Types

The Amazon Relational Database Service API contains several data types that various actions use. This section describes each data type in detail.

## Note

The order of each element in a data type structure is not guaranteed. Applications should not assume a particular order.

The following data types are supported:

- [AccountQuota](#)
- [AvailabilityZone](#)
- [AvailableProcessorFeature](#)
- [BlueGreenDeployment](#)
- [BlueGreenDeploymentTask](#)
- [Certificate](#)
- [CertificateDetails](#)
- [CharacterSet](#)
- [CloudwatchLogsExportConfiguration](#)
- [ClusterPendingModifiedValues](#)
- [ConnectionPoolConfiguration](#)
- [ConnectionPoolConfigurationInfo](#)
- [ContextAttribute](#)
- [CustomDBEngineVersionAMI](#)
- [DBCluster](#)
- [DBClusterAutomatedBackup](#)
- [DBClusterBacktrack](#)
- [DBClusterEndpoint](#)
- [DBClusterMember](#)
- [DBClusterOptionGroupStatus](#)

- [DBClusterParameterGroup](#)
- [DBClusterRole](#)
- [DBClusterSnapshot](#)
- [DBClusterSnapshotAttribute](#)
- [DBClusterSnapshotAttributesResult](#)
- [DBClusterStatusInfo](#)
- [DBEngineVersion](#)
- [DBInstance](#)
- [DBInstanceAutomatedBackup](#)
- [DBInstanceAutomatedBackupsReplication](#)
- [DBInstanceRole](#)
- [DBInstanceStatusInfo](#)
- [DBParameterGroup](#)
- [DBParameterGroupStatus](#)
- [DBProxy](#)
- [DBProxyEndpoint](#)
- [DBProxyTarget](#)
- [DBProxyTargetGroup](#)
- [DBRecommendation](#)
- [DBSecurityGroup](#)
- [DBSecurityGroupMembership](#)
- [DBShardGroup](#)
- [DBSnapshot](#)
- [DBSnapshotAttribute](#)
- [DBSnapshotAttributesResult](#)
- [DBSnapshotTenantDatabase](#)
- [DBSubnetGroup](#)
- [DescribeDBLogFilesDetails](#)
- [DocLink](#)
- [DomainMembership](#)

- [DoubleRange](#)
- [EC2SecurityGroup](#)
- [Endpoint](#)
- [EngineDefaults](#)
- [Event](#)
- [EventCategoriesMap](#)
- [EventSubscription](#)
- [ExportTask](#)
- [FailoverState](#)
- [Filter](#)
- [GlobalCluster](#)
- [GlobalClusterMember](#)
- [Integration](#)
- [IntegrationError](#)
- [IPRange](#)
- [IssueDetails](#)
- [LimitlessDatabase](#)
- [MasterUserSecret](#)
- [Metric](#)
- [MetricQuery](#)
- [MetricReference](#)
- [MinimumEngineVersionPerAllowedValue](#)
- [Option](#)
- [OptionConfiguration](#)
- [OptionGroup](#)
- [OptionGroupMembership](#)
- [OptionGroupOption](#)
- [OptionGroupOptionSetting](#)
- [OptionSetting](#)
- [OptionVersion](#)

- [OrderableDBInstanceOption](#)
- [Outpost](#)
- [Parameter](#)
- [PendingCloudwatchLogsExports](#)
- [PendingMaintenanceAction](#)
- [PendingModifiedValues](#)
- [PerformanceInsightsMetricDimensionGroup](#)
- [PerformanceInsightsMetricQuery](#)
- [PerformanceIssueDetails](#)
- [ProcessorFeature](#)
- [Range](#)
- [RdsCustomClusterConfiguration](#)
- [RecommendedAction](#)
- [RecommendedActionParameter](#)
- [RecommendedActionUpdate](#)
- [RecurringCharge](#)
- [ReferenceDetails](#)
- [ReservedDBInstance](#)
- [ReservedDBInstancesOffering](#)
- [ResourcePendingMaintenanceActions](#)
- [RestoreWindow](#)
- [ScalarReferenceDetails](#)
- [ScalingConfiguration](#)
- [ScalingConfigurationInfo](#)
- [ServerlessV2ScalingConfiguration](#)
- [ServerlessV2ScalingConfigurationInfo](#)
- [SourceRegion](#)
- [Subnet](#)
- [SwitchoverDetail](#)
- [Tag](#)

- [TargetHealth](#)
- [TenantDatabase](#)
- [TenantDatabasePendingModifiedValues](#)
- [Timezone](#)
- [UpgradeTarget](#)
- [UserAuthConfig](#)
- [UserAuthConfigInfo](#)
- [ValidDBInstanceModificationsMessage](#)
- [ValidStorageOptions](#)
- [VpcSecurityGroupMembership](#)

# AccountQuota

Describes a quota for an AWS account.

The following are account quotas:

- `AllocatedStorage` - The total allocated storage per account, in GiB. The used value is the total allocated storage in the account, in GiB.
- `AuthorizationsPerDBSecurityGroup` - The number of ingress rules per DB security group. The used value is the highest number of ingress rules in a DB security group in the account. Other DB security groups in the account might have a lower number of ingress rules.
- `CustomEndpointsPerDBCluster` - The number of custom endpoints per DB cluster. The used value is the highest number of custom endpoints in a DB clusters in the account. Other DB clusters in the account might have a lower number of custom endpoints.
- `DBClusterParameterGroups` - The number of DB cluster parameter groups per account, excluding default parameter groups. The used value is the count of nondefault DB cluster parameter groups in the account.
- `DBClusterRoles` - The number of associated AWS Identity and Access Management (IAM) roles per DB cluster. The used value is the highest number of associated IAM roles for a DB cluster in the account. Other DB clusters in the account might have a lower number of associated IAM roles.
- `DBClusters` - The number of DB clusters per account. The used value is the count of DB clusters in the account.
- `DBInstanceRoles` - The number of associated IAM roles per DB instance. The used value is the highest number of associated IAM roles for a DB instance in the account. Other DB instances in the account might have a lower number of associated IAM roles.
- `DBInstances` - The number of DB instances per account. The used value is the count of the DB instances in the account.

Amazon RDS DB instances, Amazon Aurora DB instances, Amazon Neptune instances, and Amazon DocumentDB instances apply to this quota.

- `DBParameterGroups` - The number of DB parameter groups per account, excluding default parameter groups. The used value is the count of nondefault DB parameter groups in the account.



- `DBSecurityGroups` - The number of DB security groups (not VPC security groups) per account, excluding the default security group. The used value is the count of nondefault DB security groups in the account.
- `DBSubnetGroups` - The number of DB subnet groups per account. The used value is the count of the DB subnet groups in the account.
- `EventSubscriptions` - The number of event subscriptions per account. The used value is the count of the event subscriptions in the account.
- `ManualClusterSnapshots` - The number of manual DB cluster snapshots per account. The used value is the count of the manual DB cluster snapshots in the account.
- `ManualSnapshots` - The number of manual DB instance snapshots per account. The used value is the count of the manual DB instance snapshots in the account.
- `OptionGroups` - The number of DB option groups per account, excluding default option groups. The used value is the count of nondefault DB option groups in the account.
- `ReadReplicasPerMaster` - The number of read replicas per DB instance. The used value is the highest number of read replicas for a DB instance in the account. Other DB instances in the account might have a lower number of read replicas.
- `ReservedDBInstances` - The number of reserved DB instances per account. The used value is the count of the active reserved DB instances in the account.
- `SubnetsPerDBSubnetGroup` - The number of subnets per DB subnet group. The used value is highest number of subnets for a DB subnet group in the account. Other DB subnet groups in the account might have a lower number of subnets.

For more information, see [Quotas for Amazon RDS](#) in the *Amazon RDS User Guide* and [Quotas for Amazon Aurora](#) in the *Amazon Aurora User Guide*.

## Contents

### Note

In the following list, the required parameters are described first.

### **AccountQuotaName**

The name of the Amazon RDS quota for this AWS account.

Type: String

Required: No

### **Max**

The maximum allowed value for the quota.

Type: Long

Required: No

### **Used**

The amount currently used toward the quota maximum.

Type: Long

Required: No

## **See Also**

For more information about using this API in one of the language-specific AWS SDKs, see the following:

- [AWS SDK for C++](#)
- [AWS SDK for Java V2](#)
- [AWS SDK for Ruby V3](#)

# AvailabilityZone

Contains Availability Zone information.

This data type is used as an element in the `OrderableDBInstanceOption` data type.

## Contents

### Note

In the following list, the required parameters are described first.

### Name

The name of the Availability Zone.

Type: String

Required: No

## See Also

For more information about using this API in one of the language-specific AWS SDKs, see the following:

- [AWS SDK for C++](#)
- [AWS SDK for Java V2](#)
- [AWS SDK for Ruby V3](#)

# AvailableProcessorFeature

Contains the available processor feature information for the DB instance class of a DB instance.

For more information, see [Configuring the Processor of the DB Instance Class](#) in the *Amazon RDS User Guide*.

## Contents

### Note

In the following list, the required parameters are described first.

### AllowedValues

The allowed values for the processor feature of the DB instance class.

Type: String

Required: No

### DefaultValue

The default value for the processor feature of the DB instance class.

Type: String

Required: No

### Name

The name of the processor feature. Valid names are `coreCount` and `threadsPerCore`.

Type: String

Required: No

## See Also

For more information about using this API in one of the language-specific AWS SDKs, see the following:

- [AWS SDK for C++](#)
- [AWS SDK for Java V2](#)
- [AWS SDK for Ruby V3](#)

# BlueGreenDeployment

Details about a blue/green deployment.

For more information, see [Using Amazon RDS Blue/Green Deployments for database updates](#) in the *Amazon RDS User Guide* and [Using Amazon RDS Blue/Green Deployments for database updates](#) in the *Amazon Aurora User Guide*.

## Contents

### Note

In the following list, the required parameters are described first.

### BlueGreenDeploymentIdentifier

The unique identifier of the blue/green deployment.

Type: String

Length Constraints: Minimum length of 1. Maximum length of 255.

Pattern: `[A-Za-z][0-9A-Za-z-:._]*`

Required: No

### BlueGreenDeploymentName

The user-supplied name of the blue/green deployment.

Type: String

Length Constraints: Minimum length of 1. Maximum length of 60.

Pattern: `[a-zA-Z][a-zA-Z0-9]*(-[a-zA-Z0-9]+)*`

Required: No

### CreateTime

The time when the blue/green deployment was created, in Universal Coordinated Time (UTC).

Type: Timestamp

Required: No

## DeleteTime

The time when the blue/green deployment was deleted, in Universal Coordinated Time (UTC).

Type: Timestamp

Required: No

## Source

The source database for the blue/green deployment.

Before switchover, the source database is the production database in the blue environment.

Type: String

Length Constraints: Minimum length of 1. Maximum length of 2048.

Pattern: `^arn:[A-Za-z][0-9A-Za-z-:._]*`

Required: No

## Status

The status of the blue/green deployment.

Valid Values:

- PROVISIONING - Resources are being created in the green environment.
- AVAILABLE - Resources are available in the green environment.
- SWITCHOVER\_IN\_PROGRESS - The deployment is being switched from the blue environment to the green environment.
- SWITCHOVER\_COMPLETED - Switchover from the blue environment to the green environment is complete.
- INVALID\_CONFIGURATION - Resources in the green environment are invalid, so switchover isn't possible.
- SWITCHOVER\_FAILED - Switchover was attempted but failed.
- DELETING - The blue/green deployment is being deleted.

Type: String

Required: No

### StatusDetails

Additional information about the status of the blue/green deployment.

Type: String

Required: No

### SwitchoverDetails.member.N

The details about each source and target resource in the blue/green deployment.

Type: Array of [SwitchoverDetail](#) objects

Required: No

### TagList.Tag.N

A list of tags. For more information, see [Tagging Amazon RDS Resources](#) in the *Amazon RDS User Guide*.

Type: Array of [Tag](#) objects

Required: No

### Target

The target database for the blue/green deployment.

Before switchover, the target database is the clone database in the green environment.

Type: String

Length Constraints: Minimum length of 1. Maximum length of 2048.

Pattern: `^arn:[A-Za-z][0-9A-Za-z-:._]*`

Required: No

### Tasks.member.N

Either tasks to be performed or tasks that have been completed on the target database before switchover.



Type: Array of [BlueGreenDeploymentTask](#) objects

Required: No

## See Also

For more information about using this API in one of the language-specific AWS SDKs, see the following:

- [AWS SDK for C++](#)
- [AWS SDK for Java V2](#)
- [AWS SDK for Ruby V3](#)

# BlueGreenDeploymentTask

Details about a task for a blue/green deployment.

For more information, see [Using Amazon RDS Blue/Green Deployments for database updates](#) in the *Amazon RDS User Guide* and [Using Amazon RDS Blue/Green Deployments for database updates](#) in the *Amazon Aurora User Guide*.

## Contents

### Note

In the following list, the required parameters are described first.

### Name

The name of the blue/green deployment task.

Type: String

Required: No

### Status

The status of the blue/green deployment task.

Valid Values:

- PENDING - The resource is being prepared for deployment.
- IN\_PROGRESS - The resource is being deployed.
- COMPLETED - The resource has been deployed.
- FAILED - Deployment of the resource failed.

Type: String

Required: No

## See Also

For more information about using this API in one of the language-specific AWS SDKs, see the following:

- [AWS SDK for C++](#)
- [AWS SDK for Java V2](#)
- [AWS SDK for Ruby V3](#)

# Certificate

A CA certificate for an AWS account.

For more information, see [Using SSL/TLS to encrypt a connection to a DB instance](#) in the *Amazon RDS User Guide* and [Using SSL/TLS to encrypt a connection to a DB cluster](#) in the *Amazon Aurora User Guide*.

## Contents

### Note

In the following list, the required parameters are described first.

### **CertificateArn**

The Amazon Resource Name (ARN) for the certificate.

Type: String

Required: No

### **CertificateIdentifier**

The unique key that identifies a certificate.

Type: String

Required: No

### **CertificateType**

The type of the certificate.

Type: String

Required: No

### **CustomerOverride**

Indicates whether there is an override for the default certificate identifier.

Type: Boolean

Required: No

### **CustomerOverrideValidTill**

If there is an override for the default certificate identifier, when the override expires.

Type: Timestamp

Required: No

### **Thumbprint**

The thumbprint of the certificate.

Type: String

Required: No

### **ValidFrom**

The starting date from which the certificate is valid.

Type: Timestamp

Required: No

### **ValidTill**

The final date that the certificate continues to be valid.

Type: Timestamp

Required: No

## **See Also**

For more information about using this API in one of the language-specific AWS SDKs, see the following:

- [AWS SDK for C++](#)
- [AWS SDK for Java V2](#)
- [AWS SDK for Ruby V3](#)

# CertificateDetails

The details of the DB instance's server certificate.

For more information, see [Using SSL/TLS to encrypt a connection to a DB instance](#) in the *Amazon RDS User Guide* and [Using SSL/TLS to encrypt a connection to a DB cluster](#) in the *Amazon Aurora User Guide*.

## Contents

### Note

In the following list, the required parameters are described first.

### CAIdentifier

The CA identifier of the CA certificate used for the DB instance's server certificate.

Type: String

Required: No

### ValidTill

The expiration date of the DB instance's server certificate.

Type: Timestamp

Required: No

## See Also

For more information about using this API in one of the language-specific AWS SDKs, see the following:

- [AWS SDK for C++](#)
- [AWS SDK for Java V2](#)
- [AWS SDK for Ruby V3](#)

# CharacterSet

This data type is used as a response element in the action `DescribeDBEngineVersions`.

## Contents

### Note

In the following list, the required parameters are described first.

### CharacterSetDescription

The description of the character set.

Type: String

Required: No

### CharacterSetName

The name of the character set.

Type: String

Required: No

## See Also

For more information about using this API in one of the language-specific AWS SDKs, see the following:

- [AWS SDK for C++](#)
- [AWS SDK for Java V2](#)
- [AWS SDK for Ruby V3](#)

# CloudwatchLogsExportConfiguration

The configuration setting for the log types to be enabled for export to CloudWatch Logs for a specific DB instance or DB cluster.

The `EnableLogTypes` and `DisableLogTypes` arrays determine which logs will be exported (or not exported) to CloudWatch Logs. The values within these arrays depend on the DB engine being used.

For more information about exporting CloudWatch Logs for Amazon RDS DB instances, see [Publishing Database Logs to Amazon CloudWatch Logs](#) in the *Amazon RDS User Guide*.

For more information about exporting CloudWatch Logs for Amazon Aurora DB clusters, see [Publishing Database Logs to Amazon CloudWatch Logs](#) in the *Amazon Aurora User Guide*.

## Contents

### Note

In the following list, the required parameters are described first.

### **DisableLogTypes.member.N**

The list of log types to disable.

Type: Array of strings

Required: No

### **EnableLogTypes.member.N**

The list of log types to enable.

Type: Array of strings

Required: No

## See Also

For more information about using this API in one of the language-specific AWS SDKs, see the following:



- [AWS SDK for C++](#)
- [AWS SDK for Java V2](#)
- [AWS SDK for Ruby V3](#)

# ClusterPendingModifiedValues

This data type is used as a response element in the `ModifyDBCluster` operation and contains changes that will be applied during the next maintenance window.

## Contents

### Note

In the following list, the required parameters are described first.

### AllocatedStorage

The allocated storage size in gibibytes (GiB) for all database engines except Amazon Aurora. For Aurora, `AllocatedStorage` always returns 1, because Aurora DB cluster storage size isn't fixed, but instead automatically adjusts as needed.

Type: Integer

Required: No

### BackupRetentionPeriod

The number of days for which automatic DB snapshots are retained.

Type: Integer

Required: No

### CertificateDetails

The details of the DB instance's server certificate.

For more information, see [Using SSL/TLS to encrypt a connection to a DB instance](#) in the *Amazon RDS User Guide* and [Using SSL/TLS to encrypt a connection to a DB cluster](#) in the *Amazon Aurora User Guide*.

Type: [CertificateDetails](#) object

Required: No

**DBClusterIdentifier**

The DBClusterIdentifier value for the DB cluster.

Type: String

Required: No

**EngineVersion**

The database engine version.

Type: String

Required: No

**IAMDatabaseAuthenticationEnabled**

Indicates whether mapping of AWS Identity and Access Management (IAM) accounts to database accounts is enabled.

Type: Boolean

Required: No

**Iops**

The Provisioned IOPS (I/O operations per second) value. This setting is only for non-Aurora Multi-AZ DB clusters.

Type: Integer

Required: No

**MasterUserPassword**

The master credentials for the DB cluster.

Type: String

Required: No

**PendingCloudwatchLogsExports**

A list of the log types whose configuration is still pending. In other words, these log types are in the process of being activated or deactivated.

Type: [PendingCloudwatchLogsExports](#) object

Required: No

### **RdsCustomClusterConfiguration**

Reserved for future use.

Type: [RdsCustomClusterConfiguration](#) object

Required: No

### **StorageType**

The storage type for the DB cluster.

Type: String

Required: No

## **See Also**

For more information about using this API in one of the language-specific AWS SDKs, see the following:

- [AWS SDK for C++](#)
- [AWS SDK for Java V2](#)
- [AWS SDK for Ruby V3](#)

# ConnectionPoolConfiguration

Specifies the settings that control the size and behavior of the connection pool associated with a `DBProxyTargetGroup`.

## Contents

### Note

In the following list, the required parameters are described first.

### ConnectionBorrowTimeout

The number of seconds for a proxy to wait for a connection to become available in the connection pool. This setting only applies when the proxy has opened its maximum number of connections and all connections are busy with client sessions. For an unlimited wait time, specify 0.

Default: 120

Constraints:

- Must be between 0 and 3600.

Type: Integer

Required: No

### InitQuery

One or more SQL statements for the proxy to run when opening each new database connection. Typically used with SET statements to make sure that each connection has identical settings such as time zone and character set. For multiple statements, use semicolons as the separator. You can also include multiple variables in a single SET statement, such as `SET x=1, y=2`.

Default: no initialization query

Type: String

Required: No

## MaxConnectionsPercent

The maximum size of the connection pool for each target in a target group. The value is expressed as a percentage of the `max_connections` setting for the RDS DB instance or Aurora DB cluster used by the target group.

If you specify `MaxIdleConnectionsPercent`, then you must also include a value for this parameter.

Default: 10 for RDS for Microsoft SQL Server, and 100 for all other engines

Constraints:

- Must be between 1 and 100.

Type: Integer

Required: No

## MaxIdleConnectionsPercent

A value that controls how actively the proxy closes idle database connections in the connection pool. The value is expressed as a percentage of the `max_connections` setting for the RDS DB instance or Aurora DB cluster used by the target group. With a high value, the proxy leaves a high percentage of idle database connections open. A low value causes the proxy to close more idle connections and return them to the database.

If you specify this parameter, then you must also include a value for `MaxConnectionsPercent`.

Default: The default value is half of the value of `MaxConnectionsPercent`. For example, if `MaxConnectionsPercent` is 80, then the default value of `MaxIdleConnectionsPercent` is 40. If the value of `MaxConnectionsPercent` isn't specified, then for SQL Server, `MaxIdleConnectionsPercent` is 5, and for all other engines, the default is 50.

Constraints:

- Must be between 0 and the value of `MaxConnectionsPercent`.

Type: Integer

Required: No

## SessionPinningFilters.member.N

Each item in the list represents a class of SQL operations that normally cause all later statements in a session using a proxy to be pinned to the same underlying database connection. Including an item in the list exempts that class of SQL operations from the pinning behavior.

Default: no session pinning filters

Type: Array of strings

Required: No

## See Also

For more information about using this API in one of the language-specific AWS SDKs, see the following:

- [AWS SDK for C++](#)
- [AWS SDK for Java V2](#)
- [AWS SDK for Ruby V3](#)

# ConnectionPoolConfigurationInfo

Displays the settings that control the size and behavior of the connection pool associated with a DBProxyTarget.

## Contents

### Note

In the following list, the required parameters are described first.

### ConnectionBorrowTimeout

The number of seconds for a proxy to wait for a connection to become available in the connection pool. Only applies when the proxy has opened its maximum number of connections and all connections are busy with client sessions.

Type: Integer

Required: No

### InitQuery

One or more SQL statements for the proxy to run when opening each new database connection. Typically used with SET statements to make sure that each connection has identical settings such as time zone and character set. This setting is empty by default. For multiple statements, use semicolons as the separator. You can also include multiple variables in a single SET statement, such as SET `x=1, y=2`.

Type: String

Required: No

### MaxConnectionsPercent

The maximum size of the connection pool for each target in a target group. The value is expressed as a percentage of the `max_connections` setting for the RDS DB instance or Aurora DB cluster used by the target group.

Type: Integer



Required: No

### **MaxIdleConnectionsPercent**

Controls how actively the proxy closes idle database connections in the connection pool. The value is expressed as a percentage of the `max_connections` setting for the RDS DB instance or Aurora DB cluster used by the target group. With a high value, the proxy leaves a high percentage of idle database connections open. A low value causes the proxy to close more idle connections and return them to the database.

Type: Integer

Required: No

### **SessionPinningFilters.member.N**

Each item in the list represents a class of SQL operations that normally cause all later statements in a session using a proxy to be pinned to the same underlying database connection. Including an item in the list exempts that class of SQL operations from the pinning behavior. This setting is only supported for MySQL engine family databases. Currently, the only allowed value is `EXCLUDE_VARIABLE_SETS`.

Type: Array of strings

Required: No

## **See Also**

For more information about using this API in one of the language-specific AWS SDKs, see the following:

- [AWS SDK for C++](#)
- [AWS SDK for Java V2](#)
- [AWS SDK for Ruby V3](#)

# ContextAttribute

The additional attributes of RecommendedAction data type.

## Contents

### Note

In the following list, the required parameters are described first.

### Key

The key of ContextAttribute.

Type: String

Required: No

### Value

The value of ContextAttribute.

Type: String

Required: No

## See Also

For more information about using this API in one of the language-specific AWS SDKs, see the following:

- [AWS SDK for C++](#)
- [AWS SDK for Java V2](#)
- [AWS SDK for Ruby V3](#)

# CustomDBEngineVersionAMI

A value that indicates the AMI information.

## Contents

### Note

In the following list, the required parameters are described first.

### ImageId

A value that indicates the ID of the AMI.

Type: String

Required: No

### Status

A value that indicates the status of a custom engine version (CEV).

Type: String

Required: No

## See Also

For more information about using this API in one of the language-specific AWS SDKs, see the following:

- [AWS SDK for C++](#)
- [AWS SDK for Java V2](#)
- [AWS SDK for Ruby V3](#)

# DBCluster

Contains the details of an Amazon Aurora DB cluster or Multi-AZ DB cluster.

For an Amazon Aurora DB cluster, this data type is used as a response element in the operations `CreateDBCluster`, `DeleteDBCluster`, `DescribeDBClusters`, `FailoverDBCluster`, `ModifyDBCluster`, `PromoteReadReplicaDBCluster`, `RestoreDBClusterFromS3`, `RestoreDBClusterFromSnapshot`, `RestoreDBClusterToPointInTime`, `StartDBCluster`, and `StopDBCluster`.

For a Multi-AZ DB cluster, this data type is used as a response element in the operations `CreateDBCluster`, `DeleteDBCluster`, `DescribeDBClusters`, `FailoverDBCluster`, `ModifyDBCluster`, `RebootDBCluster`, `RestoreDBClusterFromSnapshot`, and `RestoreDBClusterToPointInTime`.

For more information on Amazon Aurora DB clusters, see [What is Amazon Aurora?](#) in the *Amazon Aurora User Guide*.

For more information on Multi-AZ DB clusters, see [Multi-AZ deployments with two readable standby DB instances](#) in the *Amazon RDS User Guide*.

## Contents

### Note

In the following list, the required parameters are described first.

### **ActivityStreamKinesisStreamName**

The name of the Amazon Kinesis data stream used for the database activity stream.

Type: String

Required: No

### **ActivityStreamKmsKeyId**

The AWS KMS key identifier used for encrypting messages in the database activity stream.

The AWS KMS key identifier is the key ARN, key ID, alias ARN, or alias name for the KMS key.

Type: String

Required: No

### **ActivityStreamMode**

The mode of the database activity stream. Database events such as a change or access generate an activity stream event. The database session can handle these events either synchronously or asynchronously.

Type: String

Valid Values: sync | async

Required: No

### **ActivityStreamStatus**

The status of the database activity stream.

Type: String

Valid Values: stopped | starting | started | stopping

Required: No

### **AllocatedStorage**

For all database engines except Amazon Aurora, `AllocatedStorage` specifies the allocated storage size in gibibytes (GiB). For Aurora, `AllocatedStorage` always returns 1, because Aurora DB cluster storage size isn't fixed, but instead automatically adjusts as needed.

Type: Integer

Required: No

### **AssociatedRoles.DBClusterRole.N**

A list of the AWS Identity and Access Management (IAM) roles that are associated with the DB cluster. IAM roles that are associated with a DB cluster grant permission for the DB cluster to access other Amazon Web Services on your behalf.

Type: Array of [DBClusterRole](#) objects

Required: No

**AutomaticRestartTime**

The time when a stopped DB cluster is restarted automatically.

Type: Timestamp

Required: No

**AutoMinorVersionUpgrade**

Indicates whether minor version patches are applied automatically.

This setting is only for non-Aurora Multi-AZ DB clusters.

Type: Boolean

Required: No

**AvailabilityZones.AvailabilityZone.N**

The list of Availability Zones (AZs) where instances in the DB cluster can be created.

Type: Array of strings

Required: No

**AwsBackupRecoveryPointArn**

The Amazon Resource Name (ARN) of the recovery point in AWS Backup.

Type: String

Required: No

**BacktrackConsumedChangeRecords**

The number of change records stored for Backtrack.

Type: Long

Required: No

**BacktrackWindow**

The target backtrack window, in seconds. If this value is set to 0, backtracking is disabled for the DB cluster. Otherwise, backtracking is enabled.

Type: Long

Required: No

### **BackupRetentionPeriod**

The number of days for which automatic DB snapshots are retained.

Type: Integer

Required: No

### **Capacity**

The current capacity of an Aurora Serverless v1 DB cluster. The capacity is 0 (zero) when the cluster is paused.

For more information about Aurora Serverless v1, see [Using Amazon Aurora Serverless v1](#) in the *Amazon Aurora User Guide*.

Type: Integer

Required: No

### **CertificateDetails**

The details of the DB instance's server certificate.

For more information, see [Using SSL/TLS to encrypt a connection to a DB instance](#) in the *Amazon RDS User Guide* and [Using SSL/TLS to encrypt a connection to a DB cluster](#) in the *Amazon Aurora User Guide*.

Type: [CertificateDetails](#) object

Required: No

### **CharacterSetName**

If present, specifies the name of the character set that this cluster is associated with.

Type: String

Required: No

### **CloneGroupId**

The ID of the clone group with which the DB cluster is associated.

Type: String

Required: No

### **ClusterCreateTime**

The time when the DB cluster was created, in Universal Coordinated Time (UTC).

Type: Timestamp

Required: No

### **CopyTagsToSnapshot**

Indicates whether tags are copied from the DB cluster to snapshots of the DB cluster.

Type: Boolean

Required: No

### **CrossAccountClone**

Indicates whether the DB cluster is a clone of a DB cluster owned by a different AWS account.

Type: Boolean

Required: No

### **CustomEndpoints.member.N**

The custom endpoints associated with the DB cluster.

Type: Array of strings

Required: No

### **DatabaseName**

The name of the initial database that was specified for the DB cluster when it was created, if one was provided. This same name is returned for the life of the DB cluster.

Type: String

Required: No

### **DBClusterArn**

The Amazon Resource Name (ARN) for the DB cluster.



Type: String

Required: No

### **DBClusterIdentifier**

The user-supplied identifier for the DB cluster. This identifier is the unique key that identifies a DB cluster.

Type: String

Required: No

### **DBClusterInstanceClass**

The name of the compute and memory capacity class of the DB instance.

This setting is only for non-Aurora Multi-AZ DB clusters.

Type: String

Required: No

### **DBClusterMembers.DBClusterMember.N**

The list of DB instances that make up the DB cluster.

Type: Array of [DBClusterMember](#) objects

Required: No

### **DBClusterOptionGroupMemberships.DBClusterOptionGroup.N**

The list of option group memberships for this DB cluster.

Type: Array of [DBClusterOptionGroupStatus](#) objects

Required: No

### **DBClusterParameterGroup**

The name of the DB cluster parameter group for the DB cluster.

Type: String

Required: No

## **DbClusterResourceId**

The AWS Region-unique, immutable identifier for the DB cluster. This identifier is found in AWS CloudTrail log entries whenever the KMS key for the DB cluster is accessed.

Type: String

Required: No

## **DBSubnetGroup**

Information about the subnet group associated with the DB cluster, including the name, description, and subnets in the subnet group.

Type: String

Required: No

## **DBSystemId**

Reserved for future use.

Type: String

Required: No

## **DeletionProtection**

Indicates whether the DB cluster has deletion protection enabled. The database can't be deleted when deletion protection is enabled.

Type: Boolean

Required: No

## **DomainMemberships.DomainMembership.N**

The Active Directory Domain membership records associated with the DB cluster.

Type: Array of [DomainMembership](#) objects

Required: No

## **EarliestBacktrackTime**

The earliest time to which a DB cluster can be backtracked.

Type: Timestamp

Required: No

### **EarliestRestorableTime**

The earliest time to which a database can be restored with point-in-time restore.

Type: Timestamp

Required: No

### **EnabledCloudwatchLogsExports.member.N**

A list of log types that this DB cluster is configured to export to CloudWatch Logs.

Log types vary by DB engine. For information about the log types for each DB engine, see [Amazon RDS Database Log Files](#) in the *Amazon Aurora User Guide*.

Type: Array of strings

Required: No

### **Endpoint**

The connection endpoint for the primary instance of the DB cluster.

Type: String

Required: No

### **Engine**

The database engine used for this DB cluster.

Type: String

Required: No

### **EngineLifecycleSupport**

The life cycle type for the DB cluster.

For more information, see `CreateDBCluster`.

Type: String

Required: No

### **EngineMode**

The DB engine mode of the DB cluster, either provisioned or serverless.

For more information, see [CreateDBCluster](#).

Type: String

Required: No

### **EngineVersion**

The version of the database engine.

Type: String

Required: No

### **GlobalWriteForwardingRequested**

Indicates whether write forwarding is enabled for a secondary cluster in an Aurora global database. Because write forwarding takes time to enable, check the value of `GlobalWriteForwardingStatus` to confirm that the request has completed before using the write forwarding feature for this cluster.

Type: Boolean

Required: No

### **GlobalWriteForwardingStatus**

The status of write forwarding for a secondary cluster in an Aurora global database.

Type: String

Valid Values: enabled | disabled | enabling | disabling | unknown

Required: No

### **HostedZoneId**

The ID that Amazon Route 53 assigns when you create a hosted zone.

Type: String

Required: No

### **HttpEndpointEnabled**

Indicates whether the HTTP endpoint is enabled for an Aurora DB cluster.

When enabled, the HTTP endpoint provides a connectionless web service API (RDS Data API) for running SQL queries on the DB cluster. You can also query your database from inside the RDS console with the RDS query editor.

For more information, see [Using RDS Data API](#) in the *Amazon Aurora User Guide*.

Type: Boolean

Required: No

### **IAMDatabaseAuthenticationEnabled**

Indicates whether the mapping of AWS Identity and Access Management (IAM) accounts to database accounts is enabled.

Type: Boolean

Required: No

### **IOOptimizedNextAllowedModificationTime**

The next time you can modify the DB cluster to use the `aurora-iopt1` storage type.

This setting is only for Aurora DB clusters.

Type: Timestamp

Required: No

### **Iops**

The Provisioned IOPS (I/O operations per second) value.

This setting is only for non-Aurora Multi-AZ DB clusters.

Type: Integer

Required: No

## **KmsKeyId**

If `StorageEncrypted` is enabled, the AWS KMS key identifier for the encrypted DB cluster.

The AWS KMS key identifier is the key ARN, key ID, alias ARN, or alias name for the KMS key.

Type: String

Required: No

## **LatestRestorableTime**

The latest time to which a database can be restored with point-in-time restore.

Type: Timestamp

Required: No

## **LimitlessDatabase**

The details for Aurora Limitless Database.

Type: [LimitlessDatabase](#) object

Required: No

## **LocalWriteForwardingStatus**

Indicates whether an Aurora DB cluster has in-cluster write forwarding enabled, not enabled, requested, or is in the process of enabling it.

Type: String

Valid Values: `enabled` | `disabled` | `enabling` | `disabling` | `requested`

Required: No

## **MasterUsername**

The master username for the DB cluster.

Type: String

Required: No

## **MasterUserSecret**

The secret managed by RDS in AWS Secrets Manager for the master user password.

For more information, see [Password management with AWS Secrets Manager](#) in the *Amazon RDS User Guide* and [Password management with AWS Secrets Manager](#) in the *Amazon Aurora User Guide*.

Type: [MasterUserSecret](#) object

Required: No

### **MonitoringInterval**

The interval, in seconds, between points when Enhanced Monitoring metrics are collected for the DB cluster.

This setting is only for non-Aurora Multi-AZ DB clusters.

Type: Integer

Required: No

### **MonitoringRoleArn**

The ARN for the IAM role that permits RDS to send Enhanced Monitoring metrics to Amazon CloudWatch Logs.

This setting is only for non-Aurora Multi-AZ DB clusters.

Type: String

Required: No

### **MultiAZ**

Indicates whether the DB cluster has instances in multiple Availability Zones.

Type: Boolean

Required: No

### **NetworkType**

The network type of the DB instance.

The network type is determined by the `DBSubnetGroup` specified for the DB cluster. A `DBSubnetGroup` can support only the IPv4 protocol or the IPv4 and the IPv6 protocols (DUAL).

For more information, see [Working with a DB instance in a VPC](#) in the *Amazon Aurora User Guide*.

This setting is only for Aurora DB clusters.

Valid Values: IPV4 | DUAL

Type: String

Required: No

### **PendingModifiedValues**

Information about pending changes to the DB cluster. This information is returned only when there are pending changes. Specific changes are identified by subelements.

Type: [ClusterPendingModifiedValues](#) object

Required: No

### **PercentProgress**

The progress of the operation as a percentage.

Type: String

Required: No

### **PerformanceInsightsEnabled**

Indicates whether Performance Insights is enabled for the DB cluster.

This setting is only for non-Aurora Multi-AZ DB clusters.

Type: Boolean

Required: No

### **PerformanceInsightsKMSKeyId**

The AWS KMS key identifier for encryption of Performance Insights data.

The AWS KMS key identifier is the key ARN, key ID, alias ARN, or alias name for the KMS key.

This setting is only for non-Aurora Multi-AZ DB clusters.



Type: String

Required: No

### **PerformanceInsightsRetentionPeriod**

The number of days to retain Performance Insights data.

This setting is only for non-Aurora Multi-AZ DB clusters.

Valid Values:

- 7
- $month * 31$ , where *month* is a number of months from 1-23. Examples: 93 (3 months \* 31), 341 (11 months \* 31), 589 (19 months \* 31)
- 731

Default: 7 days

Type: Integer

Required: No

### **Port**

The port that the database engine is listening on.

Type: Integer

Required: No

### **PreferredBackupWindow**

The daily time range during which automated backups are created if automated backups are enabled, as determined by the BackupRetentionPeriod.

Type: String

Required: No

### **PreferredMaintenanceWindow**

The weekly time range during which system maintenance can occur, in Universal Coordinated Time (UTC).

Type: String

Required: No

### **PubliclyAccessible**

Indicates whether the DB cluster is publicly accessible.

When the DB cluster is publicly accessible, its Domain Name System (DNS) endpoint resolves to the private IP address from within the DB cluster's virtual private cloud (VPC). It resolves to the public IP address from outside of the DB cluster's VPC. Access to the DB cluster is ultimately controlled by the security group it uses. That public access isn't permitted if the security group assigned to the DB cluster doesn't permit it.

When the DB cluster isn't publicly accessible, it is an internal DB cluster with a DNS name that resolves to a private IP address.

For more information, see [CreateDBCluster](#).

This setting is only for non-Aurora Multi-AZ DB clusters.

Type: Boolean

Required: No

### **RdsCustomClusterConfiguration**

Reserved for future use.

Type: [RdsCustomClusterConfiguration](#) object

Required: No

### **ReaderEndpoint**

The reader endpoint for the DB cluster. The reader endpoint for a DB cluster load-balances connections across the Aurora Replicas that are available in a DB cluster. As clients request new connections to the reader endpoint, Aurora distributes the connection requests among the Aurora Replicas in the DB cluster. This functionality can help balance your read workload across multiple Aurora Replicas in your DB cluster.

If a failover occurs, and the Aurora Replica that you are connected to is promoted to be the primary instance, your connection is dropped. To continue sending your read workload to other Aurora Replicas in the cluster, you can then reconnect to the reader endpoint.

Type: String

Required: No

### **ReadReplicaIdentifiers.ReadReplicaIdentifier.N**

Contains one or more identifiers of the read replicas associated with this DB cluster.

Type: Array of strings

Required: No

### **ReplicationSourceIdentifier**

The identifier of the source DB cluster if this DB cluster is a read replica.

Type: String

Required: No

### **ScalingConfigurationInfo**

The scaling configuration for an Aurora DB cluster in serverless DB engine mode.

For more information, see [Using Amazon Aurora Serverless v1](#) in the *Amazon Aurora User Guide*.

Type: [ScalingConfigurationInfo](#) object

Required: No

### **ServerlessV2ScalingConfiguration**

The scaling configuration for an Aurora Serverless v2 DB cluster.

For more information, see [Using Amazon Aurora Serverless v2](#) in the *Amazon Aurora User Guide*.

Type: [ServerlessV2ScalingConfigurationInfo](#) object

Required: No

### **Status**

The current state of this DB cluster.

Type: String

Required: No

## StatusInfos.DBClusterStatusInfo.N

Reserved for future use.

Type: Array of [DBClusterStatusInfo](#) objects

Required: No

## StorageEncrypted

Indicates whether the DB cluster is encrypted.

Type: Boolean

Required: No

## StorageThroughput

The storage throughput for the DB cluster. The throughput is automatically set based on the IOPS that you provision, and is not configurable.

This setting is only for non-Aurora Multi-AZ DB clusters.

Type: Integer

Required: No

## StorageType

The storage type associated with the DB cluster.

Type: String

Required: No

## TagList.Tag.N

A list of tags. For more information, see [Tagging Amazon RDS Resources](#) in the *Amazon RDS User Guide*.

Type: Array of [Tag](#) objects

Required: No

## VpcSecurityGroups.VpcSecurityGroupMembership.N

The list of VPC security groups that the DB cluster belongs to.

Type: Array of [VpcSecurityGroupMembership](#) objects

Required: No

## See Also

For more information about using this API in one of the language-specific AWS SDKs, see the following:

- [AWS SDK for C++](#)
- [AWS SDK for Java V2](#)
- [AWS SDK for Ruby V3](#)

# DBClusterAutomatedBackup

An automated backup of a DB cluster. It consists of system backups, transaction logs, and the database cluster properties that existed at the time you deleted the source cluster.

## Contents

### Note

In the following list, the required parameters are described first.

### AllocatedStorage

For all database engines except Amazon Aurora, `AllocatedStorage` specifies the allocated storage size in gibibytes (GiB). For Aurora, `AllocatedStorage` always returns 1, because Aurora DB cluster storage size isn't fixed, but instead automatically adjusts as needed.

Type: Integer

Required: No

### AvailabilityZones.AvailabilityZone.N

The Availability Zones where instances in the DB cluster can be created. For information on AWS Regions and Availability Zones, see [Regions and Availability Zones](#).

Type: Array of strings

Required: No

### AwsBackupRecoveryPointArn

The Amazon Resource Name (ARN) of the recovery point in AWS Backup.

Type: String

Required: No

### BackupRetentionPeriod

The retention period for the automated backups.

Type: Integer

Required: No

### **ClusterCreateTime**

The time when the DB cluster was created, in Universal Coordinated Time (UTC).

Type: Timestamp

Required: No

### **DBClusterArn**

The Amazon Resource Name (ARN) for the source DB cluster.

Type: String

Required: No

### **DBClusterAutomatedBackupsArn**

The Amazon Resource Name (ARN) for the automated backups.

Type: String

Required: No

### **DBClusterIdentifier**

The identifier for the source DB cluster, which can't be changed and which is unique to an AWS Region.

Type: String

Required: No

### **DbClusterResourceId**

The resource ID for the source DB cluster, which can't be changed and which is unique to an AWS Region.

Type: String

Required: No

## Engine

The name of the database engine for this automated backup.

Type: String

Required: No

## EngineMode

The engine mode of the database engine for the automated backup.

Type: String

Required: No

## EngineVersion

The version of the database engine for the automated backup.

Type: String

Required: No

## IAMDatabaseAuthenticationEnabled

Indicates whether mapping of AWS Identity and Access Management (IAM) accounts to database accounts is enabled.

Type: Boolean

Required: No

## Iops

The IOPS (I/O operations per second) value for the automated backup.

This setting is only for non-Aurora Multi-AZ DB clusters.

Type: Integer

Required: No

## KmsKeyId

The AWS KMS key ID for an automated backup.



The AWS KMS key identifier is the key ARN, key ID, alias ARN, or alias name for the KMS key.

Type: String

Required: No

### **LicenseModel**

The license model information for this DB cluster automated backup.

Type: String

Required: No

### **MasterUsername**

The master user name of the automated backup.

Type: String

Required: No

### **Port**

The port number that the automated backup used for connections.

Default: Inherits from the source DB cluster

Valid Values: 1150-65535

Type: Integer

Required: No

### **Region**

The AWS Region associated with the automated backup.

Type: String

Required: No

### **RestoreWindow**

Earliest and latest time an instance can be restored to:

Type: [RestoreWindow](#) object

Required: No

### **Status**

A list of status information for an automated backup:

- `retained` - Automated backups for deleted clusters.

Type: String

Required: No

### **StorageEncrypted**

Indicates whether the source DB cluster is encrypted.

Type: Boolean

Required: No

### **StorageThroughput**

The storage throughput for the automated backup. The throughput is automatically set based on the IOPS that you provision, and is not configurable.

This setting is only for non-Aurora Multi-AZ DB clusters.

Type: Integer

Required: No

### **StorageType**

The storage type associated with the DB cluster.

This setting is only for non-Aurora Multi-AZ DB clusters.

Type: String

Required: No

### **VpcId**

The VPC ID associated with the DB cluster.

Type: String

Required: No

## See Also

For more information about using this API in one of the language-specific AWS SDKs, see the following:

- [AWS SDK for C++](#)
- [AWS SDK for Java V2](#)
- [AWS SDK for Ruby V3](#)

# DBClusterBacktrack

This data type is used as a response element in the `DescribeDBClusterBacktracks` action.

## Contents

### Note

In the following list, the required parameters are described first.

### **BacktrackedFrom**

The timestamp of the time from which the DB cluster was backtracked.

Type: Timestamp

Required: No

### **BacktrackIdentifier**

Contains the backtrack identifier.

Type: String

Required: No

### **BacktrackRequestCreationTime**

The timestamp of the time at which the backtrack was requested.

Type: Timestamp

Required: No

### **BacktrackTo**

The timestamp of the time to which the DB cluster was backtracked.

Type: Timestamp

Required: No

## DBClusterIdentifier

Contains a user-supplied DB cluster identifier. This identifier is the unique key that identifies a DB cluster.

Type: String

Required: No

## Status

The status of the backtrack. This property returns one of the following values:

- `applying` - The backtrack is currently being applied to or rolled back from the DB cluster.
- `completed` - The backtrack has successfully been applied to or rolled back from the DB cluster.
- `failed` - An error occurred while the backtrack was applied to or rolled back from the DB cluster.
- `pending` - The backtrack is currently pending application to or rollback from the DB cluster.

Type: String

Required: No

## See Also

For more information about using this API in one of the language-specific AWS SDKs, see the following:

- [AWS SDK for C++](#)
- [AWS SDK for Java V2](#)
- [AWS SDK for Ruby V3](#)

# DBClusterEndpoint

This data type represents the information you need to connect to an Amazon Aurora DB cluster. This data type is used as a response element in the following actions:

- `CreateDBClusterEndpoint`
- `DescribeDBClusterEndpoints`
- `ModifyDBClusterEndpoint`
- `DeleteDBClusterEndpoint`

For the data structure that represents Amazon RDS DB instance endpoints, see `Endpoint`.

## Contents

### Note

In the following list, the required parameters are described first.

### **CustomEndpointType**

The type associated with a custom endpoint. One of: `READER`, `WRITER`, `ANY`.

Type: String

Required: No

### **DBClusterEndpointArn**

The Amazon Resource Name (ARN) for the endpoint.

Type: String

Required: No

### **DBClusterEndpointIdentifier**

The identifier associated with the endpoint. This parameter is stored as a lowercase string.

Type: String

Required: No

### **DBClusterEndpointResourceIdentifier**

A unique system-generated identifier for an endpoint. It remains the same for the whole life of the endpoint.

Type: String

Required: No

### **DBClusterIdentifier**

The DB cluster identifier of the DB cluster associated with the endpoint. This parameter is stored as a lowercase string.

Type: String

Required: No

### **Endpoint**

The DNS address of the endpoint.

Type: String

Required: No

### **EndpointType**

The type of the endpoint. One of: READER, WRITER, CUSTOM.

Type: String

Required: No

### **ExcludedMembers.member.N**

List of DB instance identifiers that aren't part of the custom endpoint group. All other eligible instances are reachable through the custom endpoint. Only relevant if the list of static members is empty.

Type: Array of strings

Required: No

## StaticMembers.member.N

List of DB instance identifiers that are part of the custom endpoint group.

Type: Array of strings

Required: No

### Status

The current status of the endpoint. One of: `creating`, `available`, `deleting`, `inactive`, `modifying`. The `inactive` state applies to an endpoint that can't be used for a certain kind of cluster, such as a `writer` endpoint for a read-only secondary cluster in a global database.

Type: String

Required: No

## See Also

For more information about using this API in one of the language-specific AWS SDKs, see the following:

- [AWS SDK for C++](#)
- [AWS SDK for Java V2](#)
- [AWS SDK for Ruby V3](#)



# DBClusterMember

Contains information about an instance that is part of a DB cluster.

## Contents

### Note

In the following list, the required parameters are described first.

### **DBClusterParameterGroupStatus**

Specifies the status of the DB cluster parameter group for this member of the DB cluster.

Type: String

Required: No

### **DBInstanceIdentifier**

Specifies the instance identifier for this member of the DB cluster.

Type: String

Required: No

### **IsClusterWriter**

Indicates whether the cluster member is the primary DB instance for the DB cluster.

Type: Boolean

Required: No

### **PromotionTier**

A value that specifies the order in which an Aurora Replica is promoted to the primary instance after a failure of the existing primary instance. For more information, see [Fault Tolerance for an Aurora DB Cluster](#) in the *Amazon Aurora User Guide*.

Type: Integer

Required: No

## See Also

For more information about using this API in one of the language-specific AWS SDKs, see the following:

- [AWS SDK for C++](#)
- [AWS SDK for Java V2](#)
- [AWS SDK for Ruby V3](#)

# DBClusterOptionGroupStatus

Contains status information for a DB cluster option group.

## Contents

### Note

In the following list, the required parameters are described first.

### DBClusterOptionGroupName

Specifies the name of the DB cluster option group.

Type: String

Required: No

### Status

Specifies the status of the DB cluster option group.

Type: String

Required: No

## See Also

For more information about using this API in one of the language-specific AWS SDKs, see the following:

- [AWS SDK for C++](#)
- [AWS SDK for Java V2](#)
- [AWS SDK for Ruby V3](#)

# DBClusterParameterGroup

Contains the details of an Amazon RDS DB cluster parameter group.

This data type is used as a response element in the `DescribeDBClusterParameterGroups` action.

## Contents

### Note

In the following list, the required parameters are described first.

### **DBClusterParameterGroupArn**

The Amazon Resource Name (ARN) for the DB cluster parameter group.

Type: String

Required: No

### **DBClusterParameterGroupName**

The name of the DB cluster parameter group.

Type: String

Required: No

### **DBParameterGroupFamily**

The name of the DB parameter group family that this DB cluster parameter group is compatible with.

Type: String

Required: No

### **Description**

Provides the customer-specified description for this DB cluster parameter group.

Type: String

Required: No

## See Also

For more information about using this API in one of the language-specific AWS SDKs, see the following:

- [AWS SDK for C++](#)
- [AWS SDK for Java V2](#)
- [AWS SDK for Ruby V3](#)

# DBClusterRole

Describes an AWS Identity and Access Management (IAM) role that is associated with a DB cluster.

## Contents

### Note

In the following list, the required parameters are described first.

### FeatureName

The name of the feature associated with the AWS Identity and Access Management (IAM) role. For information about supported feature names, see [DBEngineVersion](#).

Type: String

Required: No

### RoleArn

The Amazon Resource Name (ARN) of the IAM role that is associated with the DB cluster.

Type: String

Required: No

### Status

Describes the state of association between the IAM role and the DB cluster. The Status property returns one of the following values:

- **ACTIVE** - the IAM role ARN is associated with the DB cluster and can be used to access other Amazon Web Services on your behalf.
- **PENDING** - the IAM role ARN is being associated with the DB cluster.
- **INVALID** - the IAM role ARN is associated with the DB cluster, but the DB cluster is unable to assume the IAM role in order to access other Amazon Web Services on your behalf.

Type: String

Required: No

## See Also

For more information about using this API in one of the language-specific AWS SDKs, see the following:

- [AWS SDK for C++](#)
- [AWS SDK for Java V2](#)
- [AWS SDK for Ruby V3](#)

# DBClusterSnapshot

Contains the details for an Amazon RDS DB cluster snapshot.

This data type is used as a response element in the `DescribeDBClusterSnapshots` action.

## Contents

### Note

In the following list, the required parameters are described first.

### **AllocatedStorage**

The allocated storage size of the DB cluster snapshot in gibibytes (GiB).

Type: Integer

Required: No

### **AvailabilityZones.AvailabilityZone.N**

The list of Availability Zones (AZs) where instances in the DB cluster snapshot can be restored.

Type: Array of strings

Required: No

### **ClusterCreateTime**

The time when the DB cluster was created, in Universal Coordinated Time (UTC).

Type: Timestamp

Required: No

### **DBClusterIdentifier**

The DB cluster identifier of the DB cluster that this DB cluster snapshot was created from.

Type: String

Required: No



**DbClusterResourceId**

The resource ID of the DB cluster that this DB cluster snapshot was created from.

Type: String

Required: No

**DBClusterSnapshotArn**

The Amazon Resource Name (ARN) for the DB cluster snapshot.

Type: String

Required: No

**DBClusterSnapshotIdentifier**

The identifier for the DB cluster snapshot.

Type: String

Required: No

**DBSystemId**

Reserved for future use.

Type: String

Required: No

**Engine**

The name of the database engine for this DB cluster snapshot.

Type: String

Required: No

**EngineMode**

The engine mode of the database engine for this DB cluster snapshot.

Type: String

Required: No

**EngineVersion**

The version of the database engine for this DB cluster snapshot.

Type: String

Required: No

**IAMDatabaseAuthenticationEnabled**

Indicates whether mapping of AWS Identity and Access Management (IAM) accounts to database accounts is enabled.

Type: Boolean

Required: No

**KmsKeyId**

If `StorageEncrypted` is true, the AWS KMS key identifier for the encrypted DB cluster snapshot.

The AWS KMS key identifier is the key ARN, key ID, alias ARN, or alias name for the KMS key.

Type: String

Required: No

**LicenseModel**

The license model information for this DB cluster snapshot.

Type: String

Required: No

**MasterUsername**

The master username for this DB cluster snapshot.

Type: String

Required: No

**PercentProgress**

The percentage of the estimated data that has been transferred.

Type: Integer

Required: No

### **Port**

The port that the DB cluster was listening on at the time of the snapshot.

Type: Integer

Required: No

### **SnapshotCreateTime**

The time when the snapshot was taken, in Universal Coordinated Time (UTC).

Type: Timestamp

Required: No

### **SnapshotType**

The type of the DB cluster snapshot.

Type: String

Required: No

### **SourceDBClusterSnapshotArn**

If the DB cluster snapshot was copied from a source DB cluster snapshot, the Amazon Resource Name (ARN) for the source DB cluster snapshot, otherwise, a null value.

Type: String

Required: No

### **Status**

The status of this DB cluster snapshot. Valid statuses are the following:

- available
- copying
- creating

Type: String

Required: No

### **StorageEncrypted**

Indicates whether the DB cluster snapshot is encrypted.

Type: Boolean

Required: No

### **StorageThroughput**

The storage throughput for the DB cluster snapshot. The throughput is automatically set based on the IOPS that you provision, and is not configurable.

This setting is only for non-Aurora Multi-AZ DB clusters.

Type: Integer

Required: No

### **StorageType**

The storage type associated with the DB cluster snapshot.

This setting is only for Aurora DB clusters.

Type: String

Required: No

### **TagList.Tag.N**

A list of tags. For more information, see [Tagging Amazon RDS Resources](#) in the *Amazon RDS User Guide*.

Type: Array of [Tag](#) objects

Required: No

### **VpcId**

The VPC ID associated with the DB cluster snapshot.

Type: String

Required: No

## See Also

For more information about using this API in one of the language-specific AWS SDKs, see the following:

- [AWS SDK for C++](#)
- [AWS SDK for Java V2](#)
- [AWS SDK for Ruby V3](#)

# DBClusterSnapshotAttribute

Contains the name and values of a manual DB cluster snapshot attribute.

Manual DB cluster snapshot attributes are used to authorize other AWS accounts to restore a manual DB cluster snapshot. For more information, see the `ModifyDBClusterSnapshotAttribute` API action.

## Contents

### Note

In the following list, the required parameters are described first.

### **AttributeName**

The name of the manual DB cluster snapshot attribute.

The attribute named `restore` refers to the list of AWS accounts that have permission to copy or restore the manual DB cluster snapshot. For more information, see the `ModifyDBClusterSnapshotAttribute` API action.

Type: String

Required: No

### **AttributeValues.AttributeValue.N**

The value(s) for the manual DB cluster snapshot attribute.

If the `AttributeName` field is set to `restore`, then this element returns a list of IDs of the AWS accounts that are authorized to copy or restore the manual DB cluster snapshot. If a value of `all` is in the list, then the manual DB cluster snapshot is public and available for any AWS account to copy or restore.

Type: Array of strings

Required: No

## See Also

For more information about using this API in one of the language-specific AWS SDKs, see the following:

- [AWS SDK for C++](#)
- [AWS SDK for Java V2](#)
- [AWS SDK for Ruby V3](#)

# DBClusterSnapshotAttributesResult

Contains the results of a successful call to the `DescribeDBClusterSnapshotAttributes` API action.

Manual DB cluster snapshot attributes are used to authorize other AWS accounts to copy or restore a manual DB cluster snapshot. For more information, see the `ModifyDBClusterSnapshotAttribute` API action.

## Contents

### Note

In the following list, the required parameters are described first.

### **DBClusterSnapshotAttributes.DBClusterSnapshotAttribute.N**

The list of attributes and values for the manual DB cluster snapshot.

Type: Array of [DBClusterSnapshotAttribute](#) objects

Required: No

### **DBClusterSnapshotIdentifier**

The identifier of the manual DB cluster snapshot that the attributes apply to.

Type: String

Required: No

## See Also

For more information about using this API in one of the language-specific AWS SDKs, see the following:

- [AWS SDK for C++](#)
- [AWS SDK for Java V2](#)
- [AWS SDK for Ruby V3](#)





# DBClusterStatusInfo

Reserved for future use.

## Contents

### Note

In the following list, the required parameters are described first.

### Message

Reserved for future use.

Type: String

Required: No

### Normal

Reserved for future use.

Type: Boolean

Required: No

### Status

Reserved for future use.

Type: String

Required: No

### StatusType

Reserved for future use.

Type: String

Required: No

## See Also

For more information about using this API in one of the language-specific AWS SDKs, see the following:

- [AWS SDK for C++](#)
- [AWS SDK for Java V2](#)
- [AWS SDK for Ruby V3](#)

# DBEngineVersion

This data type is used as a response element in the action `DescribeDBEngineVersions`.

## Contents

### Note

In the following list, the required parameters are described first.

### CreateTime

The creation time of the DB engine version.

Type: Timestamp

Required: No

### CustomDBEngineVersionManifest

JSON string that lists the installation files and parameters that RDS Custom uses to create a custom engine version (CEV). RDS Custom applies the patches in the order in which they're listed in the manifest. You can set the Oracle home, Oracle base, and UNIX/Linux user and group using the installation parameters. For more information, see [JSON fields in the CEV manifest](#) in the *Amazon RDS User Guide*.

Type: String

Length Constraints: Minimum length of 1. Maximum length of 51000.

Pattern: `[\s\S]*`

Required: No

### DatabaseInstallationFilesS3BucketName

The name of the Amazon S3 bucket that contains your database installation files.

Type: String

Required: No

**DatabaseInstallationFilesS3Prefix**

The Amazon S3 directory that contains the database installation files. If not specified, then no prefix is assumed.

Type: String

Required: No

**DBEngineDescription**

The description of the database engine.

Type: String

Required: No

**DBEngineMediaType**

A value that indicates the source media provider of the AMI based on the usage operation. Applicable for RDS Custom for SQL Server.

Type: String

Required: No

**DBEngineVersionArn**

The ARN of the custom engine version.

Type: String

Required: No

**DBEngineVersionDescription**

The description of the database engine version.

Type: String

Required: No

**DBParameterGroupFamily**

The name of the DB parameter group family for the database engine.

Type: String

Required: No

### **DefaultCharacterSet**

The default character set for new instances of this engine version, if the `CharacterSetName` parameter of the `CreateDBInstance` API isn't specified.

Type: [CharacterSet](#) object

Required: No

### **Engine**

The name of the database engine.

Type: String

Required: No

### **EngineVersion**

The version number of the database engine.

Type: String

Required: No

### **ExportableLogTypes.member.N**

The types of logs that the database engine has available for export to CloudWatch Logs.

Type: Array of strings

Required: No

### **Image**

The EC2 image

Type: [CustomDBEngineVersionAMI](#) object

Required: No

### **KMSKeyId**

The AWS KMS key identifier for an encrypted CEV. This parameter is required for RDS Custom, but optional for Amazon RDS.

Type: String

Required: No

### **MajorEngineVersion**

The major engine version of the CEV.

Type: String

Required: No

### **Status**

The status of the DB engine version, either available or deprecated.

Type: String

Required: No

### **SupportedCACertificateIdentifiers.member.N**

A list of the supported CA certificate identifiers.

For more information, see [Using SSL/TLS to encrypt a connection to a DB instance](#) in the *Amazon RDS User Guide* and [Using SSL/TLS to encrypt a connection to a DB cluster](#) in the *Amazon Aurora User Guide*.

Type: Array of strings

Required: No

### **SupportedCharacterSets.CharacterSet.N**

A list of the character sets supported by this engine for the `CharacterSetName` parameter of the `CreateDBInstance` operation.

Type: Array of [CharacterSet](#) objects

Required: No

### **SupportedEngineModes.member.N**

A list of the supported DB engine modes.

Type: Array of strings

Required: No

### **SupportedFeatureNames.member.N**

A list of features supported by the DB engine.

The supported features vary by DB engine and DB engine version.

To determine the supported features for a specific DB engine and DB engine version using the AWS CLI, use the following command:

```
aws rds describe-db-engine-versions --engine <engine_name> --engine-version <engine_version>
```

For example, to determine the supported features for RDS for PostgreSQL version 13.3 using the AWS CLI, use the following command:

```
aws rds describe-db-engine-versions --engine postgres --engine-version 13.3
```

The supported features are listed under `SupportedFeatureNames` in the output.

Type: Array of strings

Required: No

### **SupportedNcharCharacterSets.CharacterSet.N**

A list of the character sets supported by the Oracle DB engine for the `NcharCharacterSetName` parameter of the `CreateDBInstance` operation.

Type: Array of [CharacterSet](#) objects

Required: No

### **SupportedTimezones.Timezone.N**

A list of the time zones supported by this engine for the `Timezone` parameter of the `CreateDBInstance` action.

Type: Array of [Timezone](#) objects

Required: No



## **SupportsBabelfish**

Indicates whether the engine version supports Babelfish for Aurora PostgreSQL.

Type: Boolean

Required: No

## **SupportsCertificateRotationWithoutRestart**

Indicates whether the engine version supports rotating the server certificate without rebooting the DB instance.

Type: Boolean

Required: No

## **SupportsGlobalDatabases**

Indicates whether you can use Aurora global databases with a specific DB engine version.

Type: Boolean

Required: No

## **SupportsIntegrations**

Indicates whether the DB engine version supports zero-ETL integrations with Amazon Redshift.

Type: Boolean

Required: No

## **SupportsLimitlessDatabase**

Indicates whether the DB engine version supports Aurora Limitless Database.

Type: Boolean

Required: No

## **SupportsLocalWriteForwarding**

Indicates whether the DB engine version supports forwarding write operations from reader DB instances to the writer DB instance in the DB cluster. By default, write operations aren't allowed on reader DB instances.

Valid for: Aurora DB clusters only

Type: Boolean

Required: No

### **SupportsLogExportsToCloudwatchLogs**

Indicates whether the engine version supports exporting the log types specified by `ExportableLogTypes` to CloudWatch Logs.

Type: Boolean

Required: No

### **SupportsParallelQuery**

Indicates whether you can use Aurora parallel query with a specific DB engine version.

Type: Boolean

Required: No

### **SupportsReadReplica**

Indicates whether the database engine version supports read replicas.

Type: Boolean

Required: No

### **TagList.Tag.N**

A list of tags. For more information, see [Tagging Amazon RDS Resources](#) in the *Amazon RDS User Guide*.

Type: Array of [Tag](#) objects

Required: No

### **ValidUpgradeTarget.UpgradeTarget.N**

A list of engine versions that this database engine version can be upgraded to.

Type: Array of [UpgradeTarget](#) objects

Required: No

## See Also

For more information about using this API in one of the language-specific AWS SDKs, see the following:

- [AWS SDK for C++](#)
- [AWS SDK for Java V2](#)
- [AWS SDK for Ruby V3](#)

# DBInstance

Contains the details of an Amazon RDS DB instance.

This data type is used as a response element in the operations `CreateDBInstance`, `CreateDBInstanceReadReplica`, `DeleteDBInstance`, `DescribeDBInstances`, `ModifyDBInstance`, `PromoteReadReplica`, `RebootDBInstance`, `RestoreDBInstanceFromDBSnapshot`, `RestoreDBInstanceFromS3`, `RestoreDBInstanceToPointInTime`, `StartDBInstance`, and `StopDBInstance`.

## Contents

### Note

In the following list, the required parameters are described first.

### **ActivityStreamEngineNativeAuditFieldsIncluded**

Indicates whether engine-native audit fields are included in the database activity stream.

Type: Boolean

Required: No

### **ActivityStreamKinesisStreamName**

The name of the Amazon Kinesis data stream used for the database activity stream.

Type: String

Required: No

### **ActivityStreamKmsKeyId**

The AWS KMS key identifier used for encrypting messages in the database activity stream. The AWS KMS key identifier is the key ARN, key ID, alias ARN, or alias name for the KMS key.

Type: String

Required: No

## ActivityStreamMode

The mode of the database activity stream. Database events such as a change or access generate an activity stream event. RDS for Oracle always handles these events asynchronously.

Type: String

Valid Values: sync | async

Required: No

## ActivityStreamPolicyStatus

The status of the policy state of the activity stream.

Type: String

Valid Values: locked | unlocked | locking-policy | unlocking-policy

Required: No

## ActivityStreamStatus

The status of the database activity stream.

Type: String

Valid Values: stopped | starting | started | stopping

Required: No

## AllocatedStorage

The amount of storage in gibibytes (GiB) allocated for the DB instance.

Type: Integer

Required: No

## AssociatedRoles.DBInstanceRole.N

The AWS Identity and Access Management (IAM) roles associated with the DB instance.

Type: Array of [DBInstanceRole](#) objects

Required: No

### **AutomaticRestartTime**

The time when a stopped DB instance is restarted automatically.

Type: Timestamp

Required: No

### **AutomationMode**

The automation mode of the RDS Custom DB instance: `full` or `all-paused`. If `full`, the DB instance automates monitoring and instance recovery. If `all-paused`, the instance pauses automation for the duration set by `--resume-full-automation-mode-minutes`.

Type: String

Valid Values: `full` | `all-paused`

Required: No

### **AutoMinorVersionUpgrade**

Indicates whether minor version patches are applied automatically.

Type: Boolean

Required: No

### **AvailabilityZone**

The name of the Availability Zone where the DB instance is located.

Type: String

Required: No

### **AwsBackupRecoveryPointArn**

The Amazon Resource Name (ARN) of the recovery point in AWS Backup.

Type: String

Required: No

## BackupRetentionPeriod

The number of days for which automatic DB snapshots are retained.

Type: Integer

Required: No

## BackupTarget

The location where automated backups and manual snapshots are stored: AWS Outposts or the AWS Region.

Type: String

Required: No

## CACertificateIdentifier

The identifier of the CA certificate for this DB instance.

For more information, see [Using SSL/TLS to encrypt a connection to a DB instance](#) in the *Amazon RDS User Guide* and [Using SSL/TLS to encrypt a connection to a DB cluster](#) in the *Amazon Aurora User Guide*.

Type: String

Required: No

## CertificateDetails

The details of the DB instance's server certificate.

Type: [CertificateDetails](#) object

Required: No

## CharacterSetName

If present, specifies the name of the character set that this instance is associated with.

Type: String

Required: No

## CopyTagsToSnapshot

Indicates whether tags are copied from the DB instance to snapshots of the DB instance.

This setting doesn't apply to Amazon Aurora DB instances. Copying tags to snapshots is managed by the DB cluster. Setting this value for an Aurora DB instance has no effect on the DB cluster setting. For more information, see `DBC1uster`.

Type: Boolean

Required: No

### **CustomerOwnedIpEnabled**

Indicates whether a customer-owned IP address (CoIP) is enabled for an RDS on Outposts DB instance.

A *CoIP* provides local or external connectivity to resources in your Outpost subnets through your on-premises network. For some use cases, a CoIP can provide lower latency for connections to the DB instance from outside of its virtual private cloud (VPC) on your local network.

For more information about RDS on Outposts, see [Working with Amazon RDS on AWS Outposts](#) in the *Amazon RDS User Guide*.

For more information about CoIPs, see [Customer-owned IP addresses](#) in the *AWS Outposts User Guide*.

Type: Boolean

Required: No

### **CustomIamInstanceProfile**

The instance profile associated with the underlying Amazon EC2 instance of an RDS Custom DB instance. The instance profile must meet the following requirements:

- The profile must exist in your account.
- The profile must have an IAM role that Amazon EC2 has permissions to assume.
- The instance profile name and the associated IAM role name must start with the prefix `AWSRDSCustom`.

For the list of permissions required for the IAM role, see [Configure IAM and your VPC](#) in the *Amazon RDS User Guide*.

Type: String

Required: No



## **DBClusterIdentifier**

If the DB instance is a member of a DB cluster, indicates the name of the DB cluster that the DB instance is a member of.

Type: String

Required: No

## **DBInstanceArn**

The Amazon Resource Name (ARN) for the DB instance.

Type: String

Required: No

## **DBInstanceAutomatedBackupsReplications.DBInstanceAutomatedBackupsReplication.N**

The list of replicated automated backups associated with the DB instance.

Type: Array of [DBInstanceAutomatedBackupsReplication](#) objects

Required: No

## **DBInstanceClass**

The name of the compute and memory capacity class of the DB instance.

Type: String

Required: No

## **DBInstanceIdentifier**

The user-supplied database identifier. This identifier is the unique key that identifies a DB instance.

Type: String

Required: No

## **DbInstancePort**

The port that the DB instance listens on. If the DB instance is part of a DB cluster, this can be a different port than the DB cluster port.

Type: Integer

Required: No

### **DBInstanceStatus**

The current state of this database.

For information about DB instance statuses, see [Viewing DB instance status](#) in the *Amazon RDS User Guide*.

Type: String

Required: No

### **DbiResourceId**

The AWS Region-unique, immutable identifier for the DB instance. This identifier is found in AWS CloudTrail log entries whenever the AWS KMS key for the DB instance is accessed.

Type: String

Required: No

### **DBName**

The initial database name that you provided (if required) when you created the DB instance. This name is returned for the life of your DB instance. For an RDS for Oracle CDB instance, the name identifies the PDB rather than the CDB.

Type: String

Required: No

### **DBParameterGroups.DBParameterGroup.N**

The list of DB parameter groups applied to this DB instance.

Type: Array of [DBParameterGroupStatus](#) objects

Required: No

### **DBSecurityGroups.DBSecurityGroup.N**

A list of DB security group elements containing `DBSecurityGroup.Name` and `DBSecurityGroup.Status` subelements.

Type: Array of [DBSecurityGroupMembership](#) objects

Required: No

### **DBSubnetGroup**

Information about the subnet group associated with the DB instance, including the name, description, and subnets in the subnet group.

Type: [DBSubnetGroup](#) object

Required: No

### **DBSystemId**

The Oracle system ID (Oracle SID) for a container database (CDB). The Oracle SID is also the name of the CDB. This setting is only valid for RDS Custom DB instances.

Type: String

Required: No

### **DedicatedLogVolume**

Indicates whether the DB instance has a dedicated log volume (DLV) enabled.

Type: Boolean

Required: No

### **DeletionProtection**

Indicates whether the DB instance has deletion protection enabled. The database can't be deleted when deletion protection is enabled. For more information, see [Deleting a DB Instance](#).

Type: Boolean

Required: No

### **DomainMemberships.DomainMembership.N**

The Active Directory Domain membership records associated with the DB instance.

Type: Array of [DomainMembership](#) objects

Required: No

## EnabledCloudwatchLogsExports.member.N

A list of log types that this DB instance is configured to export to CloudWatch Logs.

Log types vary by DB engine. For information about the log types for each DB engine, see [Monitoring Amazon RDS log files](#) in the *Amazon RDS User Guide*.

Type: Array of strings

Required: No

## Endpoint

The connection endpoint for the DB instance.

### Note

The endpoint might not be shown for instances with the status of `creating`.

Type: [Endpoint](#) object

Required: No

## Engine

The database engine used for this DB instance.

Type: String

Required: No

## EngineLifecycleSupport

The life cycle type for the DB instance.

For more information, see `CreateDBInstance`.

Type: String

Required: No

## EngineVersion

The version of the database engine.

Type: String

Required: No

### **EnhancedMonitoringResourceArn**

The Amazon Resource Name (ARN) of the Amazon CloudWatch Logs log stream that receives the Enhanced Monitoring metrics data for the DB instance.

Type: String

Required: No

### **IAMDatabaseAuthenticationEnabled**

Indicates whether mapping of AWS Identity and Access Management (IAM) accounts to database accounts is enabled for the DB instance.

For a list of engine versions that support IAM database authentication, see [IAM database authentication](#) in the *Amazon RDS User Guide* and [IAM database authentication in Aurora](#) in the *Amazon Aurora User Guide*.

Type: Boolean

Required: No

### **InstanceCreateTime**

The date and time when the DB instance was created.

Type: Timestamp

Required: No

### **Iops**

The Provisioned IOPS (I/O operations per second) value for the DB instance.

Type: Integer

Required: No

### **IsStorageConfigUpgradeAvailable**

Indicates whether an upgrade is recommended for the storage file system configuration on the DB instance. To migrate to the preferred configuration, you can either create a blue/green

deployment, or create a read replica from the DB instance. For more information, see [Upgrading the storage file system for a DB instance](#).

Type: Boolean

Required: No

### **KmsKeyId**

If `StorageEncrypted` is enabled, the AWS KMS key identifier for the encrypted DB instance.

The AWS KMS key identifier is the key ARN, key ID, alias ARN, or alias name for the KMS key.

Type: String

Required: No

### **LatestRestorableTime**

The latest time to which a database in this DB instance can be restored with point-in-time restore.

Type: Timestamp

Required: No

### **LicenseModel**

The license model information for this DB instance. This setting doesn't apply to Amazon Aurora or RDS Custom DB instances.

Type: String

Required: No

### **ListenerEndpoint**

The listener connection endpoint for SQL Server Always On.

Type: [Endpoint](#) object

Required: No

### **MasterUsername**

The master username for the DB instance.

Type: String

Required: No

### **MasterUserSecret**

The secret managed by RDS in AWS Secrets Manager for the master user password.

For more information, see [Password management with AWS Secrets Manager](#) in the *Amazon RDS User Guide*.

Type: [MasterUserSecret](#) object

Required: No

### **MaxAllocatedStorage**

The upper limit in gibibytes (GiB) to which Amazon RDS can automatically scale the storage of the DB instance.

Type: Integer

Required: No

### **MonitoringInterval**

The interval, in seconds, between points when Enhanced Monitoring metrics are collected for the DB instance.

Type: Integer

Required: No

### **MonitoringRoleArn**

The ARN for the IAM role that permits RDS to send Enhanced Monitoring metrics to Amazon CloudWatch Logs.

Type: String

Required: No

### **MultiAZ**

Indicates whether the DB instance is a Multi-AZ deployment. This setting doesn't apply to RDS Custom DB instances.

Type: Boolean

Required: No

### **MultiTenant**

Specifies whether the DB instance is in the multi-tenant configuration (TRUE) or the single-tenant configuration (FALSE).

Type: Boolean

Required: No

### **NcharCharacterSetName**

The name of the NCHAR character set for the Oracle DB instance. This character set specifies the Unicode encoding for data stored in table columns of type NCHAR, NCLOB, or NVARCHAR2.

Type: String

Required: No

### **NetworkType**

The network type of the DB instance.

The network type is determined by the DBSubnetGroup specified for the DB instance. A DBSubnetGroup can support only the IPv4 protocol or the IPv4 and the IPv6 protocols (DUAL).

For more information, see [Working with a DB instance in a VPC](#) in the *Amazon RDS User Guide* and [Working with a DB instance in a VPC](#) in the *Amazon Aurora User Guide*.

Valid Values: IPV4 | DUAL

Type: String

Required: No

### **OptionGroupMemberships.OptionGroupMembership.N**

The list of option group memberships for this DB instance.

Type: Array of [OptionGroupMembership](#) objects

Required: No



## PendingModifiedValues

Information about pending changes to the DB instance. This information is returned only when there are pending changes. Specific changes are identified by subelements.

Type: [PendingModifiedValues](#) object

Required: No

## PercentProgress

The progress of the storage optimization operation as a percentage.

Type: String

Required: No

## PerformanceInsightsEnabled

Indicates whether Performance Insights is enabled for the DB instance.

Type: Boolean

Required: No

## PerformanceInsightsKMSKeyId

The AWS KMS key identifier for encryption of Performance Insights data.

The AWS KMS key identifier is the key ARN, key ID, alias ARN, or alias name for the KMS key.

Type: String

Required: No

## PerformanceInsightsRetentionPeriod

The number of days to retain Performance Insights data.

Valid Values:

- 7
- $month * 31$ , where *month* is a number of months from 1-23. Examples: 93 (3 months \* 31), 341 (11 months \* 31), 589 (19 months \* 31)
- 731

Default: 7 days

Type: Integer

Required: No

### **PreferredBackupWindow**

The daily time range during which automated backups are created if automated backups are enabled, as determined by the `BackupRetentionPeriod`.

Type: String

Required: No

### **PreferredMaintenanceWindow**

The weekly time range during which system maintenance can occur, in Universal Coordinated Time (UTC).

Type: String

Required: No

### **ProcessorFeatures.ProcessorFeature.N**

The number of CPU cores and the number of threads per core for the DB instance class of the DB instance.

Type: Array of [ProcessorFeature](#) objects

Required: No

### **PromotionTier**

The order of priority in which an Aurora Replica is promoted to the primary instance after a failure of the existing primary instance. For more information, see [Fault Tolerance for an Aurora DB Cluster](#) in the *Amazon Aurora User Guide*.

Type: Integer

Required: No

### **PubliclyAccessible**

Indicates whether the DB instance is publicly accessible.

When the DB cluster is publicly accessible, its Domain Name System (DNS) endpoint resolves to the private IP address from within the DB cluster's virtual private cloud (VPC). It resolves to the public IP address from outside of the DB cluster's VPC. Access to the DB cluster is ultimately controlled by the security group it uses. That public access isn't permitted if the security group assigned to the DB cluster doesn't permit it.

When the DB instance isn't publicly accessible, it is an internal DB instance with a DNS name that resolves to a private IP address.

For more information, see [CreateDBInstance](#).

Type: Boolean

Required: No

### **ReadReplicaDBClusterIdentifiers.ReadReplicaDBClusterIdentifier.N**

The identifiers of Aurora DB clusters to which the RDS DB instance is replicated as a read replica. For example, when you create an Aurora read replica of an RDS for MySQL DB instance, the Aurora MySQL DB cluster for the Aurora read replica is shown. This output doesn't contain information about cross-Region Aurora read replicas.

 **Note**

Currently, each RDS DB instance can have only one Aurora read replica.

Type: Array of strings

Required: No

### **ReadReplicaDBInstanceIdentifiers.ReadReplicaDBInstanceIdentifier.N**

The identifiers of the read replicas associated with this DB instance.

Type: Array of strings

Required: No

### **ReadReplicaSourceDBClusterIdentifier**

The identifier of the source DB cluster if this DB instance is a read replica.

Type: String

Required: No

### **ReadReplicaSourceDBInstanceIdentifier**

The identifier of the source DB instance if this DB instance is a read replica.

Type: String

Required: No

### **ReplicaMode**

The open mode of an Oracle read replica. The default is `open-read-only`. For more information, see [Working with Oracle Read Replicas for Amazon RDS](#) in the *Amazon RDS User Guide*.

#### **Note**

This attribute is only supported in RDS for Oracle.

Type: String

Valid Values: `open-read-only` | `mounted`

Required: No

### **ResumeFullAutomationModeTime**

The number of minutes to pause the automation. When the time period ends, RDS Custom resumes full automation. The minimum value is 60 (default). The maximum value is 1,440.

Type: Timestamp

Required: No

### **SecondaryAvailabilityZone**

If present, specifies the name of the secondary Availability Zone for a DB instance with multi-AZ support.

Type: String

Required: No

## StatusInfos.DBInstanceStatusInfo.N

The status of a read replica. If the DB instance isn't a read replica, the value is blank.

Type: Array of [DBInstanceStatusInfo](#) objects

Required: No

## StorageEncrypted

Indicates whether the DB instance is encrypted.

Type: Boolean

Required: No

## StorageThroughput

The storage throughput for the DB instance.

This setting applies only to the gp3 storage type.

Type: Integer

Required: No

## StorageType

The storage type associated with the DB instance.

Type: String

Required: No

## TagList.Tag.N

A list of tags. For more information, see [Tagging Amazon RDS Resources](#) in the *Amazon RDS User Guide*.

Type: Array of [Tag](#) objects

Required: No

## TdeCredentialArn

The ARN from the key store with which the instance is associated for TDE encryption.

Type: String

Required: No

### **Timezone**

The time zone of the DB instance. In most cases, the Timezone element is empty. Timezone content appears only for RDS for Db2 and RDS for SQL Server DB instances that were created with a time zone specified.

Type: String

Required: No

### **VpcSecurityGroups.VpcSecurityGroupMembership.N**

The list of Amazon EC2 VPC security groups that the DB instance belongs to.

Type: Array of [VpcSecurityGroupMembership](#) objects

Required: No

## **See Also**

For more information about using this API in one of the language-specific AWS SDKs, see the following:

- [AWS SDK for C++](#)
- [AWS SDK for Java V2](#)
- [AWS SDK for Ruby V3](#)

# DBInstanceAutomatedBackup

An automated backup of a DB instance. It consists of system backups, transaction logs, and the database instance properties that existed at the time you deleted the source instance.

## Contents

### Note

In the following list, the required parameters are described first.

### AllocatedStorage

The allocated storage size for the the automated backup in gibibytes (GiB).

Type: Integer

Required: No

### AvailabilityZone

The Availability Zone that the automated backup was created in. For information on AWS Regions and Availability Zones, see [Regions and Availability Zones](#).

Type: String

Required: No

### AwsBackupRecoveryPointArn

The Amazon Resource Name (ARN) of the recovery point in AWS Backup.

Type: String

Required: No

### BackupRetentionPeriod

The retention period for the automated backups.

Type: Integer

Required: No

**BackupTarget**

The location where automated backups are stored: AWS Outposts or the AWS Region.

Type: String

Required: No

**DBInstanceArn**

The Amazon Resource Name (ARN) for the automated backups.

Type: String

Required: No

**DBInstanceAutomatedBackupsArn**

The Amazon Resource Name (ARN) for the replicated automated backups.

Type: String

Required: No

**DBInstanceAutomatedBackupsReplications.DBInstanceAutomatedBackupsReplication.N**

The list of replications to different AWS Regions associated with the automated backup.

Type: Array of [DBInstanceAutomatedBackupsReplication](#) objects

Required: No

**DBInstanceIdentifier**

The identifier for the source DB instance, which can't be changed and which is unique to an AWS Region.

Type: String

Required: No

**DbiResourceID**

The resource ID for the source DB instance, which can't be changed and which is unique to an AWS Region.

Type: String



Required: No

### **DedicatedLogVolume**

Indicates whether the DB instance has a dedicated log volume (DLV) enabled.

Type: Boolean

Required: No

### **Encrypted**

Indicates whether the automated backup is encrypted.

Type: Boolean

Required: No

### **Engine**

The name of the database engine for this automated backup.

Type: String

Required: No

### **EngineVersion**

The version of the database engine for the automated backup.

Type: String

Required: No

### **IAMDatabaseAuthenticationEnabled**

True if mapping of AWS Identity and Access Management (IAM) accounts to database accounts is enabled, and otherwise false.

Type: Boolean

Required: No

### **InstanceCreateTime**

The date and time when the DB instance was created.

Type: Timestamp

Required: No

### **Iops**

The IOPS (I/O operations per second) value for the automated backup.

Type: Integer

Required: No

### **KmsKeyId**

The AWS KMS key ID for an automated backup.

The AWS KMS key identifier is the key ARN, key ID, alias ARN, or alias name for the KMS key.

Type: String

Required: No

### **LicenseModel**

The license model information for the automated backup.

Type: String

Required: No

### **MasterUsername**

The master user name of an automated backup.

Type: String

Required: No

### **MultiTenant**

Specifies whether the automatic backup is for a DB instance in the multi-tenant configuration (TRUE) or the single-tenant configuration (FALSE).

Type: Boolean

Required: No

## OptionGroupName

The option group the automated backup is associated with. If omitted, the default option group for the engine specified is used.

Type: String

Required: No

## Port

The port number that the automated backup used for connections.

Default: Inherits from the source DB instance

Valid Values: 1150-65535

Type: Integer

Required: No

## Region

The AWS Region associated with the automated backup.

Type: String

Required: No

## RestoreWindow

The earliest and latest time a DB instance can be restored to.

Type: [RestoreWindow](#) object

Required: No

## Status

A list of status information for an automated backup:

- `active` - Automated backups for current instances.
- `retained` - Automated backups for deleted instances.
- `creating` - Automated backups that are waiting for the first automated snapshot to be available.

Type: String

Required: No

### **StorageThroughput**

The storage throughput for the automated backup.

Type: Integer

Required: No

### **StorageType**

The storage type associated with the automated backup.

Type: String

Required: No

### **TdeCredentialArn**

The ARN from the key store with which the automated backup is associated for TDE encryption.

Type: String

Required: No

### **Timezone**

The time zone of the automated backup. In most cases, the `Timezone` element is empty. `Timezone` content appears only for Microsoft SQL Server DB instances that were created with a time zone specified.

Type: String

Required: No

### **VpcId**

The VPC ID associated with the DB instance.

Type: String

Required: No

## See Also

For more information about using this API in one of the language-specific AWS SDKs, see the following:

- [AWS SDK for C++](#)
- [AWS SDK for Java V2](#)
- [AWS SDK for Ruby V3](#)

# DBInstanceAutomatedBackupsReplication

Automated backups of a DB instance replicated to another AWS Region. They consist of system backups, transaction logs, and database instance properties.

## Contents

### Note

In the following list, the required parameters are described first.

### DBInstanceAutomatedBackupsArn

The Amazon Resource Name (ARN) of the replicated automated backups.

Type: String

Required: No

## See Also

For more information about using this API in one of the language-specific AWS SDKs, see the following:

- [AWS SDK for C++](#)
- [AWS SDK for Java V2](#)
- [AWS SDK for Ruby V3](#)

# DBInstanceRole

Information about an AWS Identity and Access Management (IAM) role that is associated with a DB instance.

## Contents

### Note

In the following list, the required parameters are described first.

### FeatureName

The name of the feature associated with the AWS Identity and Access Management (IAM) role. For information about supported feature names, see `DBEngineVersion`.

Type: String

Required: No

### RoleArn

The Amazon Resource Name (ARN) of the IAM role that is associated with the DB instance.

Type: String

Required: No

### Status

Information about the state of association between the IAM role and the DB instance. The `Status` property returns one of the following values:

- **ACTIVE** - the IAM role ARN is associated with the DB instance and can be used to access other AWS services on your behalf.
- **PENDING** - the IAM role ARN is being associated with the DB instance.
- **INVALID** - the IAM role ARN is associated with the DB instance, but the DB instance is unable to assume the IAM role in order to access other AWS services on your behalf.

Type: String

Required: No

## See Also

For more information about using this API in one of the language-specific AWS SDKs, see the following:

- [AWS SDK for C++](#)
- [AWS SDK for Java V2](#)
- [AWS SDK for Ruby V3](#)



# DBInstanceStatusInfo

Provides a list of status information for a DB instance.

## Contents

### Note

In the following list, the required parameters are described first.

### Message

Details of the error if there is an error for the instance. If the instance isn't in an error state, this value is blank.

Type: String

Required: No

### Normal

Indicates whether the instance is operating normally (TRUE) or is in an error state (FALSE).

Type: Boolean

Required: No

### Status

The status of the DB instance. For a `StatusType` of read replica, the values can be replicating, replication stop point set, replication stop point reached, error, stopped, or terminated.

Type: String

Required: No

### StatusType

This value is currently "read replication."

Type: String

Required: No

## See Also

For more information about using this API in one of the language-specific AWS SDKs, see the following:

- [AWS SDK for C++](#)
- [AWS SDK for Java V2](#)
- [AWS SDK for Ruby V3](#)

# DBParameterGroup

Contains the details of an Amazon RDS DB parameter group.

This data type is used as a response element in the DescribeDBParameterGroups action.

## Contents

### Note

In the following list, the required parameters are described first.

### **DBParameterGroupArn**

The Amazon Resource Name (ARN) for the DB parameter group.

Type: String

Required: No

### **DBParameterGroupFamily**

The name of the DB parameter group family that this DB parameter group is compatible with.

Type: String

Required: No

### **DBParameterGroupName**

The name of the DB parameter group.

Type: String

Required: No

### **Description**

Provides the customer-specified description for this DB parameter group.

Type: String

Required: No

## See Also

For more information about using this API in one of the language-specific AWS SDKs, see the following:

- [AWS SDK for C++](#)
- [AWS SDK for Java V2](#)
- [AWS SDK for Ruby V3](#)

# DBParameterGroupStatus

The status of the DB parameter group.

This data type is used as a response element in the following actions:

- `CreateDBInstance`
- `CreateDBInstanceReadReplica`
- `DeleteDBInstance`
- `ModifyDBInstance`
- `RebootDBInstance`
- `RestoreDBInstanceFromDBSnapshot`

## Contents

### Note

In the following list, the required parameters are described first.

### **DBParameterGroupName**

The name of the DB parameter group.

Type: String

Required: No

### **ParameterApplyStatus**

The status of parameter updates.

Type: String

Required: No

## See Also

For more information about using this API in one of the language-specific AWS SDKs, see the following:

- [AWS SDK for C++](#)
- [AWS SDK for Java V2](#)
- [AWS SDK for Ruby V3](#)

# DBProxy

The data structure representing a proxy managed by the RDS Proxy.

This data type is used as a response element in the `DescribeDBProxies` action.

## Contents

### Note

In the following list, the required parameters are described first.

### **Auth.member.N**

One or more data structures specifying the authorization mechanism to connect to the associated RDS DB instance or Aurora DB cluster.

Type: Array of [UserAuthConfigInfo](#) objects

Required: No

### **CreateDate**

The date and time when the proxy was first created.

Type: Timestamp

Required: No

### **DBProxyArn**

The Amazon Resource Name (ARN) for the proxy.

Type: String

Required: No

### **DBProxyName**

The identifier for the proxy. This name must be unique for all proxies owned by your AWS account in the specified AWS Region.

Type: String

Required: No

## **DebugLogging**

Indicates whether the proxy includes detailed information about SQL statements in its logs. This information helps you to debug issues involving SQL behavior or the performance and scalability of the proxy connections. The debug information includes the text of SQL statements that you submit through the proxy. Thus, only enable this setting when needed for debugging, and only when you have security measures in place to safeguard any sensitive information that appears in the logs.

Type: Boolean

Required: No

## **Endpoint**

The endpoint that you can use to connect to the DB proxy. You include the endpoint value in the connection string for a database client application.

Type: String

Required: No

## **EngineFamily**

The kinds of databases that the proxy can connect to. This value determines which database network protocol the proxy recognizes when it interprets network traffic to and from the database. MYSQL supports Aurora MySQL, RDS for MariaDB, and RDS for MySQL databases. POSTGRESQL supports Aurora PostgreSQL and RDS for PostgreSQL databases. SQLSERVER supports RDS for Microsoft SQL Server databases.

Type: String

Required: No

## **IdleClientTimeout**

The number of seconds a connection to the proxy can have no activity before the proxy drops the client connection. The proxy keeps the underlying database connection open and puts it back into the connection pool for reuse by later connection requests.

Default: 1800 (30 minutes)



Constraints: 1 to 28,800

Type: Integer

Required: No

### **RequireTLS**

Indicates whether Transport Layer Security (TLS) encryption is required for connections to the proxy.

Type: Boolean

Required: No

### **RoleArn**

The Amazon Resource Name (ARN) for the IAM role that the proxy uses to access Amazon Secrets Manager.

Type: String

Required: No

### **Status**

The current status of this proxy. A status of `available` means the proxy is ready to handle requests. Other values indicate that you must wait for the proxy to be ready, or take some action to resolve an issue.

Type: String

Valid Values: `available` | `modifying` | `incompatible-network` | `insufficient-resource-limits` | `creating` | `deleting` | `suspended` | `suspending` | `reactivating`

Required: No

### **UpdatedDate**

The date and time when the proxy was last updated.

Type: Timestamp

Required: No

## VpcId

Provides the VPC ID of the DB proxy.

Type: String

Required: No

## VpcSecurityGroupIds.member.N

Provides a list of VPC security groups that the proxy belongs to.

Type: Array of strings

Required: No

## VpcSubnetIds.member.N

The EC2 subnet IDs for the proxy.

Type: Array of strings

Required: No

## See Also

For more information about using this API in one of the language-specific AWS SDKs, see the following:

- [AWS SDK for C++](#)
- [AWS SDK for Java V2](#)
- [AWS SDK for Ruby V3](#)

# DBProxyEndpoint

The data structure representing an endpoint associated with a DB proxy. RDS automatically creates one endpoint for each DB proxy. For Aurora DB clusters, you can associate additional endpoints with the same DB proxy. These endpoints can be read/write or read-only. They can also reside in different VPCs than the associated DB proxy.

This data type is used as a response element in the `DescribeDBProxyEndpoints` operation.

## Contents

### Note

In the following list, the required parameters are described first.

### CreatedDate

The date and time when the DB proxy endpoint was first created.

Type: Timestamp

Required: No

### DBProxyEndpointArn

The Amazon Resource Name (ARN) for the DB proxy endpoint.

Type: String

Required: No

### DBProxyEndpointName

The name for the DB proxy endpoint. An identifier must begin with a letter and must contain only ASCII letters, digits, and hyphens; it can't end with a hyphen or contain two consecutive hyphens.

Type: String

Required: No

## DBProxyName

The identifier for the DB proxy that is associated with this DB proxy endpoint.

Type: String

Required: No

## Endpoint

The endpoint that you can use to connect to the DB proxy. You include the endpoint value in the connection string for a database client application.

Type: String

Required: No

## IsDefault

Indicates whether this endpoint is the default endpoint for the associated DB proxy. Default DB proxy endpoints always have read/write capability. Other endpoints that you associate with the DB proxy can be either read/write or read-only.

Type: Boolean

Required: No

## Status

The current status of this DB proxy endpoint. A status of `available` means the endpoint is ready to handle requests. Other values indicate that you must wait for the endpoint to be ready, or take some action to resolve an issue.

Type: String

Valid Values: `available` | `modifying` | `incompatible-network` | `insufficient-resource-limits` | `creating` | `deleting`

Required: No

## TargetRole

A value that indicates whether the DB proxy endpoint can be used for read/write or read-only operations.

Type: String

Valid Values: READ\_WRITE | READ\_ONLY

Required: No

### **VpcId**

Provides the VPC ID of the DB proxy endpoint.

Type: String

Required: No

### **VpcSecurityGroupIds.member.N**

Provides a list of VPC security groups that the DB proxy endpoint belongs to.

Type: Array of strings

Required: No

### **VpcSubnetIds.member.N**

The EC2 subnet IDs for the DB proxy endpoint.

Type: Array of strings

Required: No

## **See Also**

For more information about using this API in one of the language-specific AWS SDKs, see the following:

- [AWS SDK for C++](#)
- [AWS SDK for Java V2](#)
- [AWS SDK for Ruby V3](#)

# DBProxyTarget

Contains the details for an RDS Proxy target. It represents an RDS DB instance or Aurora DB cluster that the proxy can connect to. One or more targets are associated with an RDS Proxy target group.

This data type is used as a response element in the `DescribeDBProxyTargets` action.

## Contents

### Note

In the following list, the required parameters are described first.

### Endpoint

The writer endpoint for the RDS DB instance or Aurora DB cluster.

Type: String

Required: No

### Port

The port that the RDS Proxy uses to connect to the target RDS DB instance or Aurora DB cluster.

Type: Integer

Required: No

### RdsResourceId

The identifier representing the target. It can be the instance identifier for an RDS DB instance, or the cluster identifier for an Aurora DB cluster.

Type: String

Required: No

### Role

A value that indicates whether the target of the proxy can be used for read/write or read-only operations.

Type: String

Valid Values: READ\_WRITE | READ\_ONLY | UNKNOWN

Required: No

### TargetArn

The Amazon Resource Name (ARN) for the RDS DB instance or Aurora DB cluster.

Type: String

Required: No

### TargetHealth

Information about the connection health of the RDS Proxy target.

Type: [TargetHealth](#) object

Required: No

### TrackedClusterId

The DB cluster identifier when the target represents an Aurora DB cluster. This field is blank when the target represents an RDS DB instance.

Type: String

Required: No

### Type

Specifies the kind of database, such as an RDS DB instance or an Aurora DB cluster, that the target represents.

Type: String

Valid Values: RDS\_INSTANCE | RDS\_SERVERLESS\_ENDPOINT | TRACKED\_CLUSTER

Required: No

## See Also

For more information about using this API in one of the language-specific AWS SDKs, see the following:

- [AWS SDK for C++](#)
- [AWS SDK for Java V2](#)
- [AWS SDK for Ruby V3](#)



# DBProxyTargetGroup

Represents a set of RDS DB instances, Aurora DB clusters, or both that a proxy can connect to. Currently, each target group is associated with exactly one RDS DB instance or Aurora DB cluster.

This data type is used as a response element in the `DescribeDBProxyTargetGroups` action.

## Contents

### Note

In the following list, the required parameters are described first.

### ConnectionPoolConfig

The settings that determine the size and behavior of the connection pool for the target group.

Type: [ConnectionPoolConfigurationInfo](#) object

Required: No

### CreatedDate

The date and time when the target group was first created.

Type: Timestamp

Required: No

### DBProxyName

The identifier for the RDS proxy associated with this target group.

Type: String

Required: No

### IsDefault

Indicates whether this target group is the first one used for connection requests by the associated proxy. Because each proxy is currently associated with a single target group, currently this setting is always `true`.

Type: Boolean

Required: No

### Status

The current status of this target group. A status of `available` means the target group is correctly associated with a database. Other values indicate that you must wait for the target group to be ready, or take some action to resolve an issue.

Type: String

Required: No

### TargetGroupArn

The Amazon Resource Name (ARN) representing the target group.

Type: String

Required: No

### TargetGroupName

The identifier for the target group. This name must be unique for all target groups owned by your AWS account in the specified AWS Region.

Type: String

Required: No

### UpdatedDate

The date and time when the target group was last updated.

Type: Timestamp

Required: No

## See Also

For more information about using this API in one of the language-specific AWS SDKs, see the following:

- [AWS SDK for C++](#)

- [AWS SDK for Java V2](#)
- [AWS SDK for Ruby V3](#)

# DBRecommendation

The recommendation for your DB instances, DB clusters, and DB parameter groups.

## Contents

### Note

In the following list, the required parameters are described first.

### AdditionalInfo

Additional information about the recommendation. The information might contain markdown.

Type: String

Required: No

### Category

The category of the recommendation.

Valid values:

- performance efficiency
- security
- reliability
- cost optimization
- operational excellence
- sustainability

Type: String

Required: No

### CreatedTime

The time when the recommendation was created. For example, `2023-09-28T01:13:53.931000+00:00`.

Type: Timestamp

Required: No

### Description

A detailed description of the recommendation. The description might contain markdown.

Type: String

Required: No

### Detection

A short description of the issue identified for this recommendation. The description might contain markdown.

Type: String

Required: No

### Impact

A short description that explains the possible impact of an issue.

Type: String

Required: No

### IssueDetails

Details of the issue that caused the recommendation.

Type: [IssueDetails](#) object

Required: No

### Links.member.N

A link to documentation that provides additional information about the recommendation.

Type: Array of [DocLink](#) objects

Required: No

### Reason

The reason why this recommendation was created. The information might contain markdown.

Type: String

Required: No

### **Recommendation**

A short description of the recommendation to resolve an issue. The description might contain markdown.

Type: String

Required: No

### **RecommendationId**

The unique identifier of the recommendation.

Type: String

Required: No

### **RecommendedActions.member.N**

A list of recommended actions.

Type: Array of [RecommendedAction](#) objects

Required: No

### **ResourceArn**

The Amazon Resource Name (ARN) of the RDS resource associated with the recommendation.

Type: String

Required: No

### **Severity**

The severity level of the recommendation. The severity level can help you decide the urgency with which to address the recommendation.

Valid values:

- high
- medium
- low

- `informational`

Type: String

Required: No

### Source

The AWS service that generated the recommendations.

Type: String

Required: No

### Status

The current status of the recommendation.

Valid values:

- `active` - The recommendations which are ready for you to apply.
- `pending` - The applied or scheduled recommendations which are in progress.
- `resolved` - The recommendations which are completed.
- `dismissed` - The recommendations that you dismissed.

Type: String

Required: No

### TypeDetection

A short description of the recommendation type. The description might contain markdown.

Type: String

Required: No

### TypeId

A value that indicates the type of recommendation. This value determines how the description is rendered.

Type: String

Required: No

## TypeRecommendation

A short description that summarizes the recommendation to fix all the issues of the recommendation type. The description might contain markdown.

Type: String

Required: No

## UpdateTime

The time when the recommendation was last updated.

Type: Timestamp

Required: No

## See Also

For more information about using this API in one of the language-specific AWS SDKs, see the following:

- [AWS SDK for C++](#)
- [AWS SDK for Java V2](#)
- [AWS SDK for Ruby V3](#)



# DBSecurityGroup

Contains the details for an Amazon RDS DB security group.

This data type is used as a response element in the DescribeDBSecurityGroups action.

## Contents

### Note

In the following list, the required parameters are described first.

### **DBSecurityGroupArn**

The Amazon Resource Name (ARN) for the DB security group.

Type: String

Required: No

### **DBSecurityGroupDescription**

Provides the description of the DB security group.

Type: String

Required: No

### **DBSecurityGroupName**

Specifies the name of the DB security group.

Type: String

Required: No

### **EC2SecurityGroups.EC2SecurityGroup.N**

Contains a list of EC2SecurityGroup elements.

Type: Array of [EC2SecurityGroup](#) objects

Required: No

## **IPRanges.IPRange.N**

Contains a list of IPRange elements.

Type: Array of [IPRange](#) objects

Required: No

## **OwnerId**

Provides the AWS ID of the owner of a specific DB security group.

Type: String

Required: No

## **VpcId**

Provides the VpcId of the DB security group.

Type: String

Required: No

## **See Also**

For more information about using this API in one of the language-specific AWS SDKs, see the following:

- [AWS SDK for C++](#)
- [AWS SDK for Java V2](#)
- [AWS SDK for Ruby V3](#)

# DBSecurityGroupMembership

This data type is used as a response element in the following actions:

- `ModifyDBInstance`
- `RebootDBInstance`
- `RestoreDBInstanceFromDBSnapshot`
- `RestoreDBInstanceToPointInTime`

## Contents

### Note

In the following list, the required parameters are described first.

### **DBSecurityGroupName**

The name of the DB security group.

Type: String

Required: No

### **Status**

The status of the DB security group.

Type: String

Required: No

## See Also

For more information about using this API in one of the language-specific AWS SDKs, see the following:

- [AWS SDK for C++](#)
- [AWS SDK for Java V2](#)

- [AWS SDK for Ruby V3](#)

# DBShardGroup

## Contents

### Note

In the following list, the required parameters are described first.

### ComputeRedundancy

Specifies whether to create standby instances for the DB shard group. Valid values are the following:

- 0 - Creates a single, primary DB instance for each physical shard. This is the default value, and the only one supported for the preview.
- 1 - Creates a primary DB instance and a standby instance in a different Availability Zone (AZ) for each physical shard.
- 2 - Creates a primary DB instance and two standby instances in different AZs for each physical shard.

Type: Integer

Required: No

### DBClusterIdentifier

The name of the primary DB cluster for the DB shard group.

Type: String

Required: No

### DBShardGroupIdentifier

The name of the DB shard group.

Type: String

Length Constraints: Minimum length of 1. Maximum length of 63.

Pattern: `[a-zA-Z][a-zA-Z0-9]*(-[a-zA-Z0-9]+)*`

Required: No

### **DBShardGroupResourceId**

The AWS Region-unique, immutable identifier for the DB shard group.

Type: String

Required: No

### **Endpoint**

The connection endpoint for the DB shard group.

Type: String

Required: No

### **MaxACU**

The maximum capacity of the DB shard group in Aurora capacity units (ACUs).

Type: Double

Required: No

### **PubliclyAccessible**

Indicates whether the DB shard group is publicly accessible.

When the DB shard group is publicly accessible, its Domain Name System (DNS) endpoint resolves to the private IP address from within the DB shard group's virtual private cloud (VPC). It resolves to the public IP address from outside of the DB shard group's VPC. Access to the DB shard group is ultimately controlled by the security group it uses. That public access isn't permitted if the security group assigned to the DB shard group doesn't permit it.

When the DB shard group isn't publicly accessible, it is an internal DB shard group with a DNS name that resolves to a private IP address.

For more information, see [CreateDBShardGroup](#).

This setting is only for Aurora Limitless Database.

Type: Boolean

Required: No

## Status

The status of the DB shard group.

Type: String

Required: No

## See Also

For more information about using this API in one of the language-specific AWS SDKs, see the following:

- [AWS SDK for C++](#)
- [AWS SDK for Java V2](#)
- [AWS SDK for Ruby V3](#)

# DBSnapshot

Contains the details of an Amazon RDS DB snapshot.

This data type is used as a response element in the `DescribeDBSnapshots` action.

## Contents

### Note

In the following list, the required parameters are described first.

### **AllocatedStorage**

Specifies the allocated storage size in gibibytes (GiB).

Type: Integer

Required: No

### **AvailabilityZone**

Specifies the name of the Availability Zone the DB instance was located in at the time of the DB snapshot.

Type: String

Required: No

### **DBInstanceIdentifier**

Specifies the DB instance identifier of the DB instance this DB snapshot was created from.

Type: String

Required: No

### **DbiResourceId**

The identifier for the source DB instance, which can't be changed and which is unique to an AWS Region.

Type: String



Required: No

### **DBSnapshotArn**

The Amazon Resource Name (ARN) for the DB snapshot.

Type: String

Required: No

### **DBSnapshotIdentifier**

Specifies the identifier for the DB snapshot.

Type: String

Required: No

### **DBSystemId**

The Oracle system identifier (SID), which is the name of the Oracle database instance that manages your database files. The Oracle SID is also the name of your CDB.

Type: String

Required: No

### **DedicatedLogVolume**

Indicates whether the DB instance has a dedicated log volume (DLV) enabled.

Type: Boolean

Required: No

### **Encrypted**

Indicates whether the DB snapshot is encrypted.

Type: Boolean

Required: No

### **Engine**

Specifies the name of the database engine.

Type: String

Required: No

### **EngineVersion**

Specifies the version of the database engine.

Type: String

Required: No

### **IAMDatabaseAuthenticationEnabled**

Indicates whether mapping of AWS Identity and Access Management (IAM) accounts to database accounts is enabled.

Type: Boolean

Required: No

### **InstanceCreateTime**

Specifies the time in Coordinated Universal Time (UTC) when the DB instance, from which the snapshot was taken, was created.

Type: Timestamp

Required: No

### **Iops**

Specifies the Provisioned IOPS (I/O operations per second) value of the DB instance at the time of the snapshot.

Type: Integer

Required: No

### **KmsKeyId**

If `Encrypted` is true, the AWS KMS key identifier for the encrypted DB snapshot.

The AWS KMS key identifier is the key ARN, key ID, alias ARN, or alias name for the KMS key.

Type: String

Required: No

### **LicenseModel**

License model information for the restored DB instance.

Type: String

Required: No

### **MasterUsername**

Provides the master username for the DB snapshot.

Type: String

Required: No

### **MultiTenant**

Indicates whether the snapshot is of a DB instance using the multi-tenant configuration (TRUE) or the single-tenant configuration (FALSE).

Type: Boolean

Required: No

### **OptionGroupName**

Provides the option group name for the DB snapshot.

Type: String

Required: No

### **OriginalSnapshotCreateTime**

Specifies the time of the CreateDBSnapshot operation in Coordinated Universal Time (UTC). Doesn't change when the snapshot is copied.

Type: Timestamp

Required: No

### **PercentProgress**

The percentage of the estimated data that has been transferred.

Type: Integer

Required: No

## Port

Specifies the port that the database engine was listening on at the time of the snapshot.

Type: Integer

Required: No

## ProcessorFeatures.ProcessorFeature.N

The number of CPU cores and the number of threads per core for the DB instance class of the DB instance when the DB snapshot was created.

Type: Array of [ProcessorFeature](#) objects

Required: No

## SnapshotCreateTime

Specifies when the snapshot was taken in Coordinated Universal Time (UTC). Changes for the copy when the snapshot is copied.

Type: Timestamp

Required: No

## SnapshotDatabaseTime

The timestamp of the most recent transaction applied to the database that you're backing up. Thus, if you restore a snapshot, SnapshotDatabaseTime is the most recent transaction in the restored DB instance. In contrast, originalSnapshotCreateTime specifies the system time that the snapshot completed.

If you back up a read replica, you can determine the replica lag by comparing SnapshotDatabaseTime with originalSnapshotCreateTime. For example, if originalSnapshotCreateTime is two hours later than SnapshotDatabaseTime, then the replica lag is two hours.

Type: Timestamp

Required: No

### **SnapshotTarget**

Specifies where manual snapshots are stored: AWS Outposts or the AWS Region.

Type: String

Required: No

### **SnapshotType**

Provides the type of the DB snapshot.

Type: String

Required: No

### **SourceDBSnapshotIdentifier**

The DB snapshot Amazon Resource Name (ARN) that the DB snapshot was copied from. It only has a value in the case of a cross-account or cross-Region copy.

Type: String

Required: No

### **SourceRegion**

The AWS Region that the DB snapshot was created in or copied from.

Type: String

Required: No

### **Status**

Specifies the status of this DB snapshot.

Type: String

Required: No

### **StorageThroughput**

Specifies the storage throughput for the DB snapshot.

Type: Integer

Required: No

### **StorageType**

Specifies the storage type associated with DB snapshot.

Type: String

Required: No

### **TagList.Tag.N**

A list of tags. For more information, see [Tagging Amazon RDS Resources](#) in the *Amazon RDS User Guide*.

Type: Array of [Tag](#) objects

Required: No

### **TdeCredentialArn**

The ARN from the key store with which to associate the instance for TDE encryption.

Type: String

Required: No

### **Timezone**

The time zone of the DB snapshot. In most cases, the Timezone element is empty. Timezone content appears only for snapshots taken from Microsoft SQL Server DB instances that were created with a time zone specified.

Type: String

Required: No

### **VpcId**

Provides the VPC ID associated with the DB snapshot.

Type: String

Required: No

## See Also

For more information about using this API in one of the language-specific AWS SDKs, see the following:

- [AWS SDK for C++](#)
- [AWS SDK for Java V2](#)
- [AWS SDK for Ruby V3](#)

# DBSnapshotAttribute

Contains the name and values of a manual DB snapshot attribute

Manual DB snapshot attributes are used to authorize other AWS accounts to restore a manual DB snapshot. For more information, see the `ModifyDBSnapshotAttribute` API.

## Contents

### Note

In the following list, the required parameters are described first.

### AttributeName

The name of the manual DB snapshot attribute.

The attribute named `restore` refers to the list of AWS accounts that have permission to copy or restore the manual DB cluster snapshot. For more information, see the `ModifyDBSnapshotAttribute` API action.

Type: String

Required: No

### AttributeValues.AttributeValue.N

The value or values for the manual DB snapshot attribute.

If the `AttributeName` field is set to `restore`, then this element returns a list of IDs of the AWS accounts that are authorized to copy or restore the manual DB snapshot. If a value of `all` is in the list, then the manual DB snapshot is public and available for any AWS account to copy or restore.

Type: Array of strings

Required: No



## See Also

For more information about using this API in one of the language-specific AWS SDKs, see the following:

- [AWS SDK for C++](#)
- [AWS SDK for Java V2](#)
- [AWS SDK for Ruby V3](#)

# DBSnapshotAttributesResult

Contains the results of a successful call to the `DescribeDBSnapshotAttributes` API action.

Manual DB snapshot attributes are used to authorize other AWS accounts to copy or restore a manual DB snapshot. For more information, see the `ModifyDBSnapshotAttribute` API action.

## Contents

### Note

In the following list, the required parameters are described first.

### **DBSnapshotAttributes.DBSnapshotAttribute.N**

The list of attributes and values for the manual DB snapshot.

Type: Array of [DBSnapshotAttribute](#) objects

Required: No

### **DBSnapshotIdentifier**

The identifier of the manual DB snapshot that the attributes apply to.

Type: String

Required: No

## See Also

For more information about using this API in one of the language-specific AWS SDKs, see the following:

- [AWS SDK for C++](#)
- [AWS SDK for Java V2](#)
- [AWS SDK for Ruby V3](#)

# DBSnapshotTenantDatabase

Contains the details of a tenant database in a snapshot of a DB instance.

## Contents

### Note

In the following list, the required parameters are described first.

### **CharacterSetName**

The name of the character set of a tenant database.

Type: String

Required: No

### **DBInstanceIdentifier**

The ID for the DB instance that contains the tenant databases.

Type: String

Required: No

### **DbiResourceId**

The resource identifier of the source CDB instance. This identifier can't be changed and is unique to an AWS Region.

Type: String

Required: No

### **DBSnapshotIdentifier**

The identifier for the snapshot of the DB instance.

Type: String

Required: No

**DBSnapshotTenantDatabaseARN**

The Amazon Resource Name (ARN) for the snapshot tenant database.

Type: String

Required: No

**EngineName**

The name of the database engine.

Type: String

Required: No

**MasterUsername**

The master username of the tenant database.

Type: String

Required: No

**NcharCharacterSetName**

The NCHAR character set name of the tenant database.

Type: String

Required: No

**SnapshotType**

The type of DB snapshot.

Type: String

Required: No

**TagList.Tag.N**

A list of tags. For more information, see [Tagging Amazon RDS Resources](#) in the *Amazon RDS User Guide*.

Type: Array of [Tag](#) objects

Required: No

### **TenantDatabaseCreateTime**

The time the DB snapshot was taken, specified in Coordinated Universal Time (UTC). If you copy the snapshot, the creation time changes.

Type: Timestamp

Required: No

### **TenantDatabaseResourceId**

The resource ID of the tenant database.

Type: String

Required: No

### **TenantDBName**

The name of the tenant database.

Type: String

Required: No

## **See Also**

For more information about using this API in one of the language-specific AWS SDKs, see the following:

- [AWS SDK for C++](#)
- [AWS SDK for Java V2](#)
- [AWS SDK for Ruby V3](#)

# DBSubnetGroup

Contains the details of an Amazon RDS DB subnet group.

This data type is used as a response element in the `DescribeDBSubnetGroups` action.

## Contents

### Note

In the following list, the required parameters are described first.

### **DBSubnetGroupArn**

The Amazon Resource Name (ARN) for the DB subnet group.

Type: String

Required: No

### **DBSubnetGroupDescription**

Provides the description of the DB subnet group.

Type: String

Required: No

### **DBSubnetGroupName**

The name of the DB subnet group.

Type: String

Required: No

### **SubnetGroupStatus**

Provides the status of the DB subnet group.

Type: String

Required: No

## Subnets.Subnet.N

Contains a list of Subnet elements.

Type: Array of [Subnet](#) objects

Required: No

## SupportedNetworkTypes.member.N

The network type of the DB subnet group.

Valid values:

- IPV4
- DUAL

A DBSubnetGroup can support only the IPv4 protocol or the IPv4 and the IPv6 protocols (DUAL).

For more information, see [Working with a DB instance in a VPC](#) in the *Amazon RDS User Guide*.

Type: Array of strings

Required: No

## VpcId

Provides the VpcId of the DB subnet group.

Type: String

Required: No

## See Also

For more information about using this API in one of the language-specific AWS SDKs, see the following:

- [AWS SDK for C++](#)
- [AWS SDK for Java V2](#)
- [AWS SDK for Ruby V3](#)





# DescribeDBLogFilesDetails

This data type is used as a response element to DescribeDBLogFiles.

## Contents

### Note

In the following list, the required parameters are described first.

### LastWritten

A POSIX timestamp when the last log entry was written.

Type: Long

Required: No

### LogFileName

The name of the log file for the specified DB instance.

Type: String

Required: No

### Size

The size, in bytes, of the log file for the specified DB instance.

Type: Long

Required: No

## See Also

For more information about using this API in one of the language-specific AWS SDKs, see the following:

- [AWS SDK for C++](#)
- [AWS SDK for Java V2](#)

- [AWS SDK for Ruby V3](#)

# DocLink

A link to documentation that provides additional information for a recommendation.

## Contents

### Note

In the following list, the required parameters are described first.

### Text

The text with the link to documentation for the recommendation.

Type: String

Required: No

### Url

The URL for the documentation for the recommendation.

Type: String

Required: No

## See Also

For more information about using this API in one of the language-specific AWS SDKs, see the following:

- [AWS SDK for C++](#)
- [AWS SDK for Java V2](#)
- [AWS SDK for Ruby V3](#)

# DomainMembership

An Active Directory Domain membership record associated with the DB instance or cluster.

## Contents

### Note

In the following list, the required parameters are described first.

### **AuthSecretArn**

The ARN for the Secrets Manager secret with the credentials for the user that's a member of the domain.

Type: String

Required: No

### **DnsIps.member.N**

The IPv4 DNS IP addresses of the primary and secondary Active Directory domain controllers.

Type: Array of strings

Required: No

### **Domain**

The identifier of the Active Directory Domain.

Type: String

Required: No

### **FQDN**

The fully qualified domain name (FQDN) of the Active Directory Domain.

Type: String

Required: No

## **IAMRoleName**

The name of the IAM role used when making API calls to the Directory Service.

Type: String

Required: No

## **OU**

The Active Directory organizational unit for the DB instance or cluster.

Type: String

Required: No

## **Status**

The status of the Active Directory Domain membership for the DB instance or cluster. Values include `joined`, `pending-join`, `failed`, and so on.

Type: String

Required: No

## **See Also**

For more information about using this API in one of the language-specific AWS SDKs, see the following:

- [AWS SDK for C++](#)
- [AWS SDK for Java V2](#)
- [AWS SDK for Ruby V3](#)

# DoubleRange

A range of double values.

## Contents

### Note

In the following list, the required parameters are described first.

### From

The minimum value in the range.

Type: Double

Required: No

### To

The maximum value in the range.

Type: Double

Required: No

## See Also

For more information about using this API in one of the language-specific AWS SDKs, see the following:

- [AWS SDK for C++](#)
- [AWS SDK for Java V2](#)
- [AWS SDK for Ruby V3](#)

# EC2SecurityGroup

This data type is used as a response element in the following actions:

- `AuthorizeDBSecurityGroupIngress`
- `DescribeDBSecurityGroups`
- `RevokeDBSecurityGroupIngress`

## Contents

### Note

In the following list, the required parameters are described first.

### **EC2SecurityGroupId**

Specifies the id of the EC2 security group.

Type: String

Required: No

### **EC2SecurityGroupName**

Specifies the name of the EC2 security group.

Type: String

Required: No

### **EC2SecurityGroupOwnerId**

Specifies the AWS ID of the owner of the EC2 security group specified in the `EC2SecurityGroupName` field.

Type: String

Required: No

## Status

Provides the status of the EC2 security group. Status can be "authorizing", "authorized", "revoking", and "revoked".

Type: String

Required: No

## See Also

For more information about using this API in one of the language-specific AWS SDKs, see the following:

- [AWS SDK for C++](#)
- [AWS SDK for Java V2](#)
- [AWS SDK for Ruby V3](#)



# Endpoint

This data type represents the information you need to connect to an Amazon RDS DB instance. This data type is used as a response element in the following actions:

- `CreateDBInstance`
- `DescribeDBInstances`
- `DeleteDBInstance`

For the data structure that represents Amazon Aurora DB cluster endpoints, see `DBClusterEndpoint`.

## Contents

### Note

In the following list, the required parameters are described first.

### Address

Specifies the DNS address of the DB instance.

Type: String

Required: No

### HostedZoneId

Specifies the ID that Amazon Route 53 assigns when you create a hosted zone.

Type: String

Required: No

### Port

Specifies the port that the database engine is listening on.

Type: Integer

Required: No

## See Also

For more information about using this API in one of the language-specific AWS SDKs, see the following:

- [AWS SDK for C++](#)
- [AWS SDK for Java V2](#)
- [AWS SDK for Ruby V3](#)

# EngineDefaults

Contains the result of a successful invocation of the `DescribeEngineDefaultParameters` action.

## Contents

### Note

In the following list, the required parameters are described first.

### **DBParameterGroupFamily**

Specifies the name of the DB parameter group family that the engine default parameters apply to.

Type: String

Required: No

### **Marker**

An optional pagination token provided by a previous `EngineDefaults` request. If this parameter is specified, the response includes only records beyond the marker, up to the value specified by `MaxRecords`.

Type: String

Required: No

### **Parameters.Parameter.N**

Contains a list of engine default parameters.

Type: Array of [Parameter](#) objects

Required: No

## See Also

For more information about using this API in one of the language-specific AWS SDKs, see the following:

- [AWS SDK for C++](#)
- [AWS SDK for Java V2](#)
- [AWS SDK for Ruby V3](#)

# Event

This data type is used as a response element in the [DescribeEvents](#) action.

## Contents

### Note

In the following list, the required parameters are described first.

### Date

Specifies the date and time of the event.

Type: Timestamp

Required: No

### EventCategories.EventCategory.N

Specifies the category for the event.

Type: Array of strings

Required: No

### Message

Provides the text of this event.

Type: String

Required: No

### SourceArn

The Amazon Resource Name (ARN) for the event.

Type: String

Required: No

### SourceIdentifier

Provides the identifier for the source of the event.

Type: String

Required: No

### SourceType

Specifies the source type for this event.

Type: String

Valid Values: db-instance | db-parameter-group | db-security-group | db-snapshot | db-cluster | db-cluster-snapshot | custom-engine-version | db-proxy | blue-green-deployment

Required: No

## See Also

For more information about using this API in one of the language-specific AWS SDKs, see the following:

- [AWS SDK for C++](#)
- [AWS SDK for Java V2](#)
- [AWS SDK for Ruby V3](#)

# EventCategoriesMap

Contains the results of a successful invocation of the [DescribeEventCategories](#) operation.

## Contents

### Note

In the following list, the required parameters are described first.

### **EventCategories.EventCategory.N**

The event categories for the specified source type

Type: Array of strings

Required: No

### **SourceType**

The source type that the returned categories belong to

Type: String

Required: No

## See Also

For more information about using this API in one of the language-specific AWS SDKs, see the following:

- [AWS SDK for C++](#)
- [AWS SDK for Java V2](#)
- [AWS SDK for Ruby V3](#)

# EventSubscription

Contains the results of a successful invocation of the DescribeEventSubscriptions action.

## Contents

### Note

In the following list, the required parameters are described first.

### CustomerAwsId

The AWS customer account associated with the RDS event notification subscription.

Type: String

Required: No

### CustSubscriptionId

The RDS event notification subscription Id.

Type: String

Required: No

### Enabled

Specifies whether the subscription is enabled. True indicates the subscription is enabled.

Type: Boolean

Required: No

### EventCategoriesList.EventCategory.N

A list of event categories for the RDS event notification subscription.

Type: Array of strings

Required: No



## **EventSubscriptionArn**

The Amazon Resource Name (ARN) for the event subscription.

Type: String

Required: No

## **SnsTopicArn**

The topic ARN of the RDS event notification subscription.

Type: String

Required: No

## **SourceIdsList.SourceId.N**

A list of source IDs for the RDS event notification subscription.

Type: Array of strings

Required: No

## **SourceType**

The source type for the RDS event notification subscription.

Type: String

Required: No

## **Status**

The status of the RDS event notification subscription.

Constraints:

Can be one of the following: creating | modifying | deleting | active | no-permission | topic-not-exist

The status "no-permission" indicates that RDS no longer has permission to post to the SNS topic. The status "topic-not-exist" indicates that the topic was deleted after the subscription was created.

Type: String

Required: No

## **SubscriptionCreationTime**

The time the RDS event notification subscription was created.

Type: String

Required: No

## **See Also**

For more information about using this API in one of the language-specific AWS SDKs, see the following:

- [AWS SDK for C++](#)
- [AWS SDK for Java V2](#)
- [AWS SDK for Ruby V3](#)

# ExportTask

Contains the details of a snapshot or cluster export to Amazon S3.

This data type is used as a response element in the DescribeExportTasks operation.

## Contents

### Note

In the following list, the required parameters are described first.

### ExportOnly.member.N

The data exported from the snapshot or cluster.

Valid Values:

- `database` - Export all the data from a specified database.
- `database.table table-name` - Export a table of the snapshot or cluster. This format is valid only for RDS for MySQL, RDS for MariaDB, and Aurora MySQL.
- `database.schema schema-name` - Export a database schema of the snapshot or cluster. This format is valid only for RDS for PostgreSQL and Aurora PostgreSQL.
- `database.schema.table table-name` - Export a table of the database schema. This format is valid only for RDS for PostgreSQL and Aurora PostgreSQL.

Type: Array of strings

Required: No

### ExportTaskIdentifier

A unique identifier for the snapshot or cluster export task. This ID isn't an identifier for the Amazon S3 bucket where the data is exported.

Type: String

Required: No

### FailureCause

The reason the export failed, if it failed.

Type: String

Required: No

### **IamRoleArn**

The name of the IAM role that is used to write to Amazon S3 when exporting a snapshot or cluster.

Type: String

Required: No

### **KmsKeyId**

The key identifier of the AWS KMS key that is used to encrypt the data when it's exported to Amazon S3. The KMS key identifier is its key ARN, key ID, alias ARN, or alias name. The IAM role used for the export must have encryption and decryption permissions to use this KMS key.

Type: String

Required: No

### **PercentProgress**

The progress of the snapshot or cluster export task as a percentage.

Type: Integer

Required: No

### **S3Bucket**

The Amazon S3 bucket where the snapshot or cluster is exported to.

Type: String

Required: No

### **S3Prefix**

The Amazon S3 bucket prefix that is the file name and path of the exported data.

Type: String

Required: No

## SnapshotTime

The time when the snapshot was created.

Type: Timestamp

Required: No

## SourceArn

The Amazon Resource Name (ARN) of the snapshot or cluster exported to Amazon S3.

Type: String

Required: No

## SourceType

The type of source for the export.

Type: String

Valid Values: SNAPSHOT | CLUSTER

Required: No

## Status

The progress status of the export task. The status can be one of the following:

- CANCELED
- CANCELING
- COMPLETE
- FAILED
- IN\_PROGRESS
- STARTING

Type: String

Required: No

## TaskEndTime

The time when the snapshot or cluster export task ended.

Type: Timestamp

Required: No

### **TaskStartTime**

The time when the snapshot or cluster export task started.

Type: Timestamp

Required: No

### **TotalExtractedDataInGB**

The total amount of data exported, in gigabytes.

Type: Integer

Required: No

### **WarningMessage**

A warning about the snapshot or cluster export task.

Type: String

Required: No

## **See Also**

For more information about using this API in one of the language-specific AWS SDKs, see the following:

- [AWS SDK for C++](#)
- [AWS SDK for Java V2](#)
- [AWS SDK for Ruby V3](#)

# FailoverState

Contains the state of scheduled or in-process operations on a global cluster (Aurora global database). This data type is empty unless a switchover or failover operation is scheduled or is in progress on the Aurora global database.

## Contents

### Note

In the following list, the required parameters are described first.

### **FromDbClusterArn**

The Amazon Resource Name (ARN) of the Aurora DB cluster that is currently being demoted, and which is associated with this state.

Type: String

Required: No

### **IsDataLossAllowed**

Indicates whether the operation is a global switchover or a global failover. If data loss is allowed, then the operation is a global failover. Otherwise, it's a switchover.

Type: Boolean

Required: No

### **Status**

The current status of the global cluster. Possible values are as follows:

- **pending** The service received a request to switch over or fail over the global cluster. The global cluster's primary DB cluster and the specified secondary DB cluster are being verified before the operation starts.
- **failing-over** Aurora is promoting the chosen secondary Aurora DB cluster to become the new primary DB cluster to fail over the global cluster.

- **cancelling** The request to switch over or fail over the global cluster was cancelled and the primary Aurora DB cluster and the selected secondary Aurora DB cluster are returning to their previous states.
- **switching-over** This status covers the range of Aurora internal operations that take place during the switchover process, such as demoting the primary Aurora DB cluster, promoting the secondary Aurora DB cluster, and synchronizing replicas.

Type: String

Valid Values: `pending` | `failing-over` | `cancelling`

Required: No

### **ToDbClusterArn**

The Amazon Resource Name (ARN) of the Aurora DB cluster that is currently being promoted, and which is associated with this state.

Type: String

Required: No

## **See Also**

For more information about using this API in one of the language-specific AWS SDKs, see the following:

- [AWS SDK for C++](#)
- [AWS SDK for Java V2](#)
- [AWS SDK for Ruby V3](#)



# Filter

A filter name and value pair that is used to return a more specific list of results from a describe operation. Filters can be used to match a set of resources by specific criteria, such as IDs. The filters supported by a describe operation are documented with the describe operation.

## Note

Currently, wildcards are not supported in filters.

The following actions can be filtered:

- DescribeDBClusterBacktracks
- DescribeDBClusterEndpoints
- DescribeDBClusters
- DescribeDBInstances
- DescribeDBRecommendations
- DescribeDBShardGroups
- DescribePendingMaintenanceActions

## Contents

## Note

In the following list, the required parameters are described first.

### Name

The name of the filter. Filter names are case-sensitive.

Type: String

Required: Yes

### Values.Value.N

One or more filter values. Filter values are case-sensitive.

Type: Array of strings

Required: Yes

## See Also

For more information about using this API in one of the language-specific AWS SDKs, see the following:

- [AWS SDK for C++](#)
- [AWS SDK for Java V2](#)
- [AWS SDK for Ruby V3](#)

# GlobalCluster

A data type representing an Aurora global database.

## Contents

### Note

In the following list, the required parameters are described first.

### DatabaseName

The default database name within the new global database cluster.

Type: String

Required: No

### DeletionProtection

The deletion protection setting for the new global database cluster.

Type: Boolean

Required: No

### Engine

The Aurora database engine used by the global database cluster.

Type: String

Required: No

### EngineLifecycleSupport

The life cycle type for the global cluster.

For more information, see [CreateGlobalCluster](#).

Type: String

Required: No

### **EngineVersion**

Indicates the database engine version.

Type: String

Required: No

### **FailoverState**

A data object containing all properties for the current state of an in-process or pending switchover or failover process for this global cluster (Aurora global database). This object is empty unless the `SwitchoverGlobalCluster` or `FailoverGlobalCluster` operation was called on this global cluster.

Type: [FailoverState](#) object

Required: No

### **GlobalClusterArn**

The Amazon Resource Name (ARN) for the global database cluster.

Type: String

Required: No

### **GlobalClusterIdentifier**

Contains a user-supplied global database cluster identifier. This identifier is the unique key that identifies a global database cluster.

Type: String

Required: No

### **GlobalClusterMembers.GlobalClusterMember.N**

The list of primary and secondary clusters within the global database cluster.

Type: Array of [GlobalClusterMember](#) objects

Required: No

## **GlobalClusterResourceId**

The AWS Region-unique, immutable identifier for the global database cluster. This identifier is found in AWS CloudTrail log entries whenever the AWS KMS key for the DB cluster is accessed.

Type: String

Required: No

## **Status**

Specifies the current state of this global database cluster.

Type: String

Required: No

## **StorageEncrypted**

The storage encryption setting for the global database cluster.

Type: Boolean

Required: No

## **See Also**

For more information about using this API in one of the language-specific AWS SDKs, see the following:

- [AWS SDK for C++](#)
- [AWS SDK for Java V2](#)
- [AWS SDK for Ruby V3](#)

# GlobalClusterMember

A data structure with information about any primary and secondary clusters associated with a global cluster (Aurora global database).

## Contents

### Note

In the following list, the required parameters are described first.

### **DBClusterArn**

The Amazon Resource Name (ARN) for each Aurora DB cluster in the global cluster.

Type: String

Required: No

### **GlobalWriteForwardingStatus**

The status of write forwarding for a secondary cluster in the global cluster.

Type: String

Valid Values: enabled | disabled | enabling | disabling | unknown

Required: No

### **IsWriter**

Indicates whether the Aurora DB cluster is the primary cluster (that is, has read-write capability) for the global cluster with which it is associated.

Type: Boolean

Required: No

### **Readers.member.N**

The Amazon Resource Name (ARN) for each read-only secondary cluster associated with the global cluster.

Type: Array of strings

Required: No

### **SynchronizationStatus**

The status of synchronization of each Aurora DB cluster in the global cluster.

Type: String

Valid Values: `connected` | `pending-resync`

Required: No

## **See Also**

For more information about using this API in one of the language-specific AWS SDKs, see the following:

- [AWS SDK for C++](#)
- [AWS SDK for Java V2](#)
- [AWS SDK for Ruby V3](#)

# Integration

A zero-ETL integration with Amazon Redshift.

## Contents

### Note

In the following list, the required parameters are described first.

**AdditionalEncryptionContext** , AdditionalEncryptionContext.entry.N.key (key) ,  
AdditionalEncryptionContext.entry.N.value (value)

The encryption context for the integration. For more information, see [Encryption context](#) in the *AWS Key Management Service Developer Guide*.

Type: String to string map

Required: No

### **CreateTime**

The time when the integration was created, in Universal Coordinated Time (UTC).

Type: Timestamp

Required: No

### **DataFilter**

Data filters for the integration. These filters determine which tables from the source database are sent to the target Amazon Redshift data warehouse.

Type: String

Length Constraints: Minimum length of 1. Maximum length of 25600.

Pattern: `[a-zA-Z0-9_ "\\\-$,*.?:+\\/*]`

Required: No



## Description

A description of the integration.

Type: String

Length Constraints: Minimum length of 0. Maximum length of 1000.

Pattern: .\*

Required: No

## Errors.IntegrationError.N

Any errors associated with the integration.

Type: Array of [IntegrationError](#) objects

Required: No

## IntegrationArn

The ARN of the integration.

Type: String

Length Constraints: Minimum length of 1. Maximum length of 255.

Pattern: arn:aws[a-z\-\*]:rds(-[a-z]\*)?:[a-z0-9\-\*]:[0-9]\*:integration:  
[0-9a-f]{8}-[0-9a-f]{4}-[0-9a-f]{4}-[0-9a-f]{4}-[0-9a-f]{12}

Required: No

## IntegrationName

The name of the integration.

Type: String

Length Constraints: Minimum length of 1. Maximum length of 63.

Pattern: [a-zA-Z][a-zA-Z0-9]\*(-[a-zA-Z0-9]+)\*

Required: No

## KMSKeyId

The AWS Key Management System (AWS KMS) key identifier for the key used to to encrypt the integration.

Type: String

Required: No

## SourceArn

The Amazon Resource Name (ARN) of the database used as the source for replication.

Type: String

Length Constraints: Minimum length of 1. Maximum length of 255.

Pattern: `arn:aws[a-z\-*]:rds(-[a-z]*)?:[a-z0-9\-*]:[0-9]*:(cluster|db):[a-z][a-z0-9]*(-[a-z0-9]+)*`

Required: No

## Status

The current status of the integration.

Type: String

Valid Values: `creating | active | modifying | failed | deleting | syncing | needs_attention`

Required: No

## Tags.Tag.N

A list of tags. For more information, see [Tagging Amazon RDS Resources](#) in the *Amazon RDS User Guide*.

Type: Array of [Tag](#) objects

Required: No

## TargetArn

The ARN of the Redshift data warehouse used as the target for replication.

Type: String

Length Constraints: Minimum length of 20. Maximum length of 2048.

Required: No

## See Also

For more information about using this API in one of the language-specific AWS SDKs, see the following:

- [AWS SDK for C++](#)
- [AWS SDK for Java V2](#)
- [AWS SDK for Ruby V3](#)

# IntegrationError

An error associated with a zero-ETL integration with Amazon Redshift.

## Contents

### Note

In the following list, the required parameters are described first.

### ErrorCode

The error code associated with the integration.

Type: String

Required: Yes

### ErrorMessage

A message explaining the error.

Type: String

Required: No

## See Also

For more information about using this API in one of the language-specific AWS SDKs, see the following:

- [AWS SDK for C++](#)
- [AWS SDK for Java V2](#)
- [AWS SDK for Ruby V3](#)

# IPRange

This data type is used as a response element in the DescribeDBSecurityGroups action.

## Contents

### Note

In the following list, the required parameters are described first.

### CIDRIP

The IP range.

Type: String

Required: No

### Status

The status of the IP range. Status can be "authorizing", "authorized", "revoking", and "revoked".

Type: String

Required: No

## See Also

For more information about using this API in one of the language-specific AWS SDKs, see the following:

- [AWS SDK for C++](#)
- [AWS SDK for Java V2](#)
- [AWS SDK for Ruby V3](#)

# IssueDetails

The details of an issue with your DB instances, DB clusters, and DB parameter groups.

## Contents

### Note

In the following list, the required parameters are described first.

### PerformanceIssueDetails

A detailed description of the issue when the recommendation category is performance.

Type: [PerformanceIssueDetails](#) object

Required: No

## See Also

For more information about using this API in one of the language-specific AWS SDKs, see the following:

- [AWS SDK for C++](#)
- [AWS SDK for Java V2](#)
- [AWS SDK for Ruby V3](#)

# LimitlessDatabase

Contains details for Aurora Limitless Database.

## Contents

### Note

In the following list, the required parameters are described first.

### MinRequiredACU

The minimum required capacity for Aurora Limitless Database in Aurora capacity units (ACUs).

Type: Double

Required: No

### Status

The status of Aurora Limitless Database.

Type: String

Valid Values: active | not-in-use | enabled | disabled | enabling | disabling | modifying-max-capacity | error

Required: No

## See Also

For more information about using this API in one of the language-specific AWS SDKs, see the following:

- [AWS SDK for C++](#)
- [AWS SDK for Java V2](#)
- [AWS SDK for Ruby V3](#)

# MasterUserSecret

Contains the secret managed by RDS in AWS Secrets Manager for the master user password.

For more information, see [Password management with AWS Secrets Manager](#) in the *Amazon RDS User Guide* and [Password management with AWS Secrets Manager](#) in the *Amazon Aurora User Guide*.

## Contents

### Note

In the following list, the required parameters are described first.

### KmsKeyId

The AWS KMS key identifier that is used to encrypt the secret.

Type: String

Required: No

### SecretArn

The Amazon Resource Name (ARN) of the secret.

Type: String

Required: No

### SecretStatus

The status of the secret.

The possible status values include the following:

- `creating` - The secret is being created.
- `active` - The secret is available for normal use and rotation.
- `rotating` - The secret is being rotated.
- `impaired` - The secret can be used to access database credentials, but it can't be rotated. A secret might have this status if, for example, permissions are changed so that RDS can no longer access either the secret or the KMS key for the secret.



When a secret has this status, you can correct the condition that caused the status. Alternatively, modify the DB instance to turn off automatic management of database credentials, and then modify the DB instance again to turn on automatic management of database credentials.

Type: String

Required: No

## See Also

For more information about using this API in one of the language-specific AWS SDKs, see the following:

- [AWS SDK for C++](#)
- [AWS SDK for Java V2](#)
- [AWS SDK for Ruby V3](#)

# Metric

The representation of a metric.

## Contents

### Note

In the following list, the required parameters are described first.

### MetricQuery

The query to retrieve metric data points.

Type: [MetricQuery](#) object

Required: No

### Name

The name of a metric.

Type: String

Required: No

### References.member.N

A list of metric references (thresholds).

Type: Array of [MetricReference](#) objects

Required: No

### StatisticsDetails

The details of different statistics for a metric. The description might contain markdown.

Type: String

Required: No

## See Also

For more information about using this API in one of the language-specific AWS SDKs, see the following:

- [AWS SDK for C++](#)
- [AWS SDK for Java V2](#)
- [AWS SDK for Ruby V3](#)

# MetricQuery

The query to retrieve metric data points.

## Contents

### Note

In the following list, the required parameters are described first.

### PerformanceInsightsMetricQuery

The Performance Insights query that you can use to retrieve Performance Insights metric data points.

Type: [PerformanceInsightsMetricQuery](#) object

Required: No

## See Also

For more information about using this API in one of the language-specific AWS SDKs, see the following:

- [AWS SDK for C++](#)
- [AWS SDK for Java V2](#)
- [AWS SDK for Ruby V3](#)

# MetricReference

The reference (threshold) for a metric.

## Contents

### Note

In the following list, the required parameters are described first.

### Name

The name of the metric reference.

Type: String

Required: No

### ReferenceDetails

The details of a performance issue.

Type: [ReferenceDetails](#) object

Required: No

## See Also

For more information about using this API in one of the language-specific AWS SDKs, see the following:

- [AWS SDK for C++](#)
- [AWS SDK for Java V2](#)
- [AWS SDK for Ruby V3](#)

# MinimumEngineVersionPerAllowedValue

The minimum DB engine version required for each corresponding allowed value for an option setting.

## Contents

### Note

In the following list, the required parameters are described first.

### AllowedValue

The allowed value for an option setting.

Type: String

Required: No

### MinimumEngineVersion

The minimum DB engine version required for the allowed value.

Type: String

Required: No

## See Also

For more information about using this API in one of the language-specific AWS SDKs, see the following:

- [AWS SDK for C++](#)
- [AWS SDK for Java V2](#)
- [AWS SDK for Ruby V3](#)

# Option

The details of an option.

## Contents

### Note

In the following list, the required parameters are described first.

### **DBSecurityGroupMemberships.DBSecurityGroup.N**

If the option requires access to a port, then this DB security group allows access to the port.

Type: Array of [DBSecurityGroupMembership](#) objects

Required: No

### **OptionDescription**

The description of the option.

Type: String

Required: No

### **OptionName**

The name of the option.

Type: String

Required: No

### **OptionSettings.OptionSetting.N**

The option settings for this option.

Type: Array of [OptionSetting](#) objects

Required: No

### **OptionVersion**

The version of the option.

Type: String

Required: No

### Permanent

Indicates whether this option is permanent.

Type: Boolean

Required: No

### Persistent

Indicates whether this option is persistent.

Type: Boolean

Required: No

### Port

If required, the port configured for this option to use.

Type: Integer

Required: No

### VpcSecurityGroupMemberships.VpcSecurityGroupMembership.N

If the option requires access to a port, then this VPC security group allows access to the port.

Type: Array of [VpcSecurityGroupMembership](#) objects

Required: No

## See Also

For more information about using this API in one of the language-specific AWS SDKs, see the following:

- [AWS SDK for C++](#)
- [AWS SDK for Java V2](#)
- [AWS SDK for Ruby V3](#)





# OptionConfiguration

A list of all available options

## Contents

### Note

In the following list, the required parameters are described first.

### OptionName

The configuration of options to include in a group.

Type: String

Required: Yes

### DBSecurityGroupMemberships.DBSecurityGroupName.N

A list of DBSecurityGroupMembership name strings used for this option.

Type: Array of strings

Required: No

### OptionSettings.OptionSetting.N

The option settings to include in an option group.

Type: Array of [OptionSetting](#) objects

Required: No

### OptionVersion

The version for the option.

Type: String

Required: No

### Port

The optional port for the option.

Type: Integer

Required: No

### **VpcSecurityGroupMemberships.VpcSecurityGroupId.N**

A list of VpcSecurityGroupMembership name strings used for this option.

Type: Array of strings

Required: No

## **See Also**

For more information about using this API in one of the language-specific AWS SDKs, see the following:

- [AWS SDK for C++](#)
- [AWS SDK for Java V2](#)
- [AWS SDK for Ruby V3](#)

# OptionGroup

## Contents

### Note

In the following list, the required parameters are described first.

### **AllowsVpcAndNonVpcInstanceMemberships**

Indicates whether this option group can be applied to both VPC and non-VPC instances. The value `true` indicates the option group can be applied to both VPC and non-VPC instances.

Type: Boolean

Required: No

### **CopyTimestamp**

Indicates when the option group was copied.

Type: Timestamp

Required: No

### **EngineName**

Indicates the name of the engine that this option group can be applied to.

Type: String

Required: No

### **MajorEngineVersion**

Indicates the major engine version associated with this option group.

Type: String

Required: No

### **OptionGroupArn**

Specifies the Amazon Resource Name (ARN) for the option group.

Type: String

Required: No

### **OptionGroupDescription**

Provides a description of the option group.

Type: String

Required: No

### **OptionGroupName**

Specifies the name of the option group.

Type: String

Required: No

### **Options.Option.N**

Indicates what options are available in the option group.

Type: Array of [Option](#) objects

Required: No

### **SourceAccountId**

Specifies the AWS account ID for the option group from which this option group is copied.

Type: String

Required: No

### **SourceOptionGroup**

Specifies the name of the option group from which this option group is copied.

Type: String

Required: No

### **VpcId**

If **AllowsVpcAndNonVpcInstanceMemberships** is `false`, this field is blank. If **AllowsVpcAndNonVpcInstanceMemberships** is `true` and this field is blank, then this option

group can be applied to both VPC and non-VPC instances. If this field contains a value, then this option group can only be applied to instances that are in the VPC indicated by this field.

Type: String

Required: No

## See Also

For more information about using this API in one of the language-specific AWS SDKs, see the following:

- [AWS SDK for C++](#)
- [AWS SDK for Java V2](#)
- [AWS SDK for Ruby V3](#)

# OptionGroupMembership

Provides information on the option groups the DB instance is a member of.

## Contents

### Note

In the following list, the required parameters are described first.

### OptionGroupName

The name of the option group that the instance belongs to.

Type: String

Required: No

### Status

The status of the DB instance's option group membership. Valid values are: `in-sync`, `pending-apply`, `pending-removal`, `pending-maintenance-apply`, `pending-maintenance-removal`, `applying`, `removing`, and `failed`.

Type: String

Required: No

## See Also

For more information about using this API in one of the language-specific AWS SDKs, see the following:

- [AWS SDK for C++](#)
- [AWS SDK for Java V2](#)
- [AWS SDK for Ruby V3](#)

# OptionGroupOption

Available option.

## Contents

### Note

In the following list, the required parameters are described first.

### **CopyableCrossAccount**

Indicates whether the option can be copied across AWS accounts.

Type: Boolean

Required: No

### **DefaultPort**

If the option requires a port, specifies the default port for the option.

Type: Integer

Required: No

### **Description**

The description of the option.

Type: String

Required: No

### **EngineName**

The name of the engine that this option can be applied to.

Type: String

Required: No

### **MajorEngineVersion**

Indicates the major engine version that the option is available for.



Type: String

Required: No

### **MinimumRequiredMinorEngineVersion**

The minimum required engine version for the option to be applied.

Type: String

Required: No

### **Name**

The name of the option.

Type: String

Required: No

### **OptionGroupOptionSettings.OptionGroupOptionSetting.N**

The option settings that are available (and the default value) for each option in an option group.

Type: Array of [OptionGroupOptionSetting](#) objects

Required: No

### **OptionGroupOptionVersions.OptionVersion.N**

The versions that are available for the option.

Type: Array of [OptionVersion](#) objects

Required: No

### **OptionsConflictsWith.OptionConflictName.N**

The options that conflict with this option.

Type: Array of strings

Required: No

### **OptionsDependedOn.OptionName.N**

The options that are prerequisites for this option.

Type: Array of strings

Required: No

### **Permanent**

Permanent options can never be removed from an option group. An option group containing a permanent option can't be removed from a DB instance.

Type: Boolean

Required: No

### **Persistent**

Persistent options can't be removed from an option group while DB instances are associated with the option group. If you disassociate all DB instances from the option group, you can remove the persistent option from the option group.

Type: Boolean

Required: No

### **PortRequired**

Indicates whether the option requires a port.

Type: Boolean

Required: No

### **RequiresAutoMinorEngineVersionUpgrade**

If true, you must enable the Auto Minor Version Upgrade setting for your DB instance before you can use this option. You can enable Auto Minor Version Upgrade when you first create your DB instance, or by modifying your DB instance later.

Type: Boolean

Required: No

### **SupportsOptionVersionDowngrade**

If true, you can change the option to an earlier version of the option. This only applies to options that have different versions available.

Type: Boolean

Required: No

### **VpcOnly**

If true, you can only use this option with a DB instance that is in a VPC.

Type: Boolean

Required: No

## **See Also**

For more information about using this API in one of the language-specific AWS SDKs, see the following:

- [AWS SDK for C++](#)
- [AWS SDK for Java V2](#)
- [AWS SDK for Ruby V3](#)

# OptionGroupOptionSetting

Option group option settings are used to display settings available for each option with their default values and other information. These values are used with the DescribeOptionGroupOptions action.

## Contents

### Note

In the following list, the required parameters are described first.

### AllowedValues

Indicates the acceptable values for the option group option.

Type: String

Required: No

### ApplyType

The DB engine specific parameter type for the option group option.

Type: String

Required: No

### DefaultValue

The default value for the option group option.

Type: String

Required: No

### IsModifiable

Indicates whether this option group option can be changed from the default value.

Type: Boolean

Required: No

## IsRequired

Indicates whether a value must be specified for this option setting of the option group option.

Type: Boolean

Required: No

## MinimumEngineVersionPerAllowedValue.MinimumEngineVersionPerAllowedValue.N

The minimum DB engine version required for the corresponding allowed value for this option setting.

Type: Array of [MinimumEngineVersionPerAllowedValue](#) objects

Required: No

## SettingDescription

The description of the option group option.

Type: String

Required: No

## SettingName

The name of the option group option.

Type: String

Required: No

## See Also

For more information about using this API in one of the language-specific AWS SDKs, see the following:

- [AWS SDK for C++](#)
- [AWS SDK for Java V2](#)
- [AWS SDK for Ruby V3](#)

# OptionSetting

Option settings are the actual settings being applied or configured for that option. It is used when you modify an option group or describe option groups. For example, the `NATIVE_NETWORK_ENCRYPTION` option has a setting called `SQLNET.ENCRYPTION_SERVER` that can have several different values.

## Contents

### Note

In the following list, the required parameters are described first.

### AllowedValues

The allowed values of the option setting.

Type: String

Required: No

### ApplyType

The DB engine specific parameter type.

Type: String

Required: No

### DataType

The data type of the option setting.

Type: String

Required: No

### DefaultValue

The default value of the option setting.

Type: String

Required: No

### **Description**

The description of the option setting.

Type: String

Required: No

### **IsCollection**

Indicates whether the option setting is part of a collection.

Type: Boolean

Required: No

### **IsModifiable**

Indicates whether the option setting can be modified from the default.

Type: Boolean

Required: No

### **Name**

The name of the option that has settings that you can set.

Type: String

Required: No

### **Value**

The current value of the option setting.

Type: String

Required: No

## **See Also**

For more information about using this API in one of the language-specific AWS SDKs, see the following:

- [AWS SDK for C++](#)
- [AWS SDK for Java V2](#)
- [AWS SDK for Ruby V3](#)



# OptionVersion

The version for an option. Option group option versions are returned by the DescribeOptionGroupOptions action.

## Contents

### Note

In the following list, the required parameters are described first.

### IsDefault

Indicates whether the version is the default version of the option.

Type: Boolean

Required: No

### Version

The version of the option.

Type: String

Required: No

## See Also

For more information about using this API in one of the language-specific AWS SDKs, see the following:

- [AWS SDK for C++](#)
- [AWS SDK for Java V2](#)
- [AWS SDK for Ruby V3](#)

# OrderableDBInstanceOption

Contains a list of available options for a DB instance.

This data type is used as a response element in the `DescribeOrderableDBInstanceOptions` action.

## Contents

### Note

In the following list, the required parameters are described first.

### **AvailabilityZoneGroup**

The Availability Zone group for a DB instance.

Type: String

Required: No

### **AvailabilityZones.AvailabilityZone.N**

A list of Availability Zones for a DB instance.

Type: Array of [AvailabilityZone](#) objects

Required: No

### **AvailableProcessorFeatures.AvailableProcessorFeature.N**

A list of the available processor features for the DB instance class of a DB instance.

Type: Array of [AvailableProcessorFeature](#) objects

Required: No

### **DBInstanceClass**

The DB instance class for a DB instance.

Type: String

Required: No

## **Engine**

The engine type of a DB instance.

Type: String

Required: No

## **EngineVersion**

The engine version of a DB instance.

Type: String

Required: No

## **LicenseModel**

The license model for a DB instance.

Type: String

Required: No

## **MaxIopsPerDbInstance**

Maximum total provisioned IOPS for a DB instance.

Type: Integer

Required: No

## **MaxIopsPerGib**

Maximum provisioned IOPS per GiB for a DB instance.

Type: Double

Required: No

## **MaxStorageSize**

Maximum storage size for a DB instance.

Type: Integer

Required: No

### **MaxStorageThroughputPerDbInstance**

Maximum storage throughput for a DB instance.

Type: Integer

Required: No

### **MaxStorageThroughputPerIops**

Maximum storage throughput to provisioned IOPS ratio for a DB instance.

Type: Double

Required: No

### **MinIopsPerDbInstance**

Minimum total provisioned IOPS for a DB instance.

Type: Integer

Required: No

### **MinIopsPerGib**

Minimum provisioned IOPS per GiB for a DB instance.

Type: Double

Required: No

### **MinStorageSize**

Minimum storage size for a DB instance.

Type: Integer

Required: No

### **MinStorageThroughputPerDbInstance**

Minimum storage throughput for a DB instance.

Type: Integer

Required: No

### **MinStorageThroughputPerIops**

Minimum storage throughput to provisioned IOPS ratio for a DB instance.

Type: Double

Required: No

### **MultiAZCapable**

Indicates whether a DB instance is Multi-AZ capable.

Type: Boolean

Required: No

### **OutpostCapable**

Indicates whether a DB instance supports RDS on Outposts.

For more information about RDS on Outposts, see [Amazon RDS on AWS Outposts](#) in the *Amazon RDS User Guide*.

Type: Boolean

Required: No

### **ReadReplicaCapable**

Indicates whether a DB instance can have a read replica.

Type: Boolean

Required: No

### **StorageType**

The storage type for a DB instance.

Type: String

Required: No

### **SupportedActivityStreamModes.member.N**

The list of supported modes for Database Activity Streams. Aurora PostgreSQL returns the value [sync, async]. Aurora MySQL and RDS for Oracle return [async] only. If Database Activity Streams isn't supported, the return value is an empty list.

Type: Array of strings

Required: No

### **SupportedEngineModes.member.N**

A list of the supported DB engine modes.

Type: Array of strings

Required: No

### **SupportedNetworkTypes.member.N**

The network types supported by the DB instance (IPV4 or DUAL).

A DB instance can support only the IPv4 protocol or the IPv4 and the IPv6 protocols (DUAL).

For more information, see [Working with a DB instance in a VPC](#) in the *Amazon RDS User Guide*.

Type: Array of strings

Required: No

### **SupportsClusters**

Indicates whether DB instances can be configured as a Multi-AZ DB cluster.

For more information on Multi-AZ DB clusters, see [Multi-AZ deployments with two readable standby DB instances](#) in the *Amazon RDS User Guide*.

Type: Boolean

Required: No

### **SupportsDedicatedLogVolume**

Indicates whether a DB instance supports using a dedicated log volume (DLV).

Type: Boolean

Required: No

### **SupportsEnhancedMonitoring**

Indicates whether a DB instance supports Enhanced Monitoring at intervals from 1 to 60 seconds.

Type: Boolean

Required: No

### **SupportsGlobalDatabases**

Indicates whether you can use Aurora global databases with a specific combination of other DB engine attributes.

Type: Boolean

Required: No

### **SupportsIAMDatabaseAuthentication**

Indicates whether a DB instance supports IAM database authentication.

Type: Boolean

Required: No

### **SupportsIOPS**

Indicates whether a DB instance supports provisioned IOPS.

Type: Boolean

Required: No

### **SupportsKerberosAuthentication**

Indicates whether a DB instance supports Kerberos Authentication.

Type: Boolean

Required: No

### **SupportsPerformanceInsights**

Indicates whether a DB instance supports Performance Insights.

Type: Boolean

Required: No

### **SupportsStorageAutoscaling**

Indicates whether Amazon RDS can automatically scale storage for DB instances that use the specified DB instance class.

Type: Boolean

Required: No

### **SupportsStorageEncryption**

Indicates whether a DB instance supports encrypted storage.

Type: Boolean

Required: No

### **SupportsStorageThroughput**

Indicates whether a DB instance supports storage throughput.

Type: Boolean

Required: No

### **Vpc**

Indicates whether a DB instance is in a VPC.

Type: Boolean

Required: No

## **See Also**

For more information about using this API in one of the language-specific AWS SDKs, see the following:

- [AWS SDK for C++](#)
- [AWS SDK for Java V2](#)



- [AWS SDK for Ruby V3](#)

# Outpost

A data type that represents an Outpost.

For more information about RDS on Outposts, see [Amazon RDS on AWS Outposts](#) in the *Amazon RDS User Guide*.

## Contents

### Note

In the following list, the required parameters are described first.

### Arn

The Amazon Resource Name (ARN) of the Outpost.

Type: String

Required: No

## See Also

For more information about using this API in one of the language-specific AWS SDKs, see the following:

- [AWS SDK for C++](#)
- [AWS SDK for Java V2](#)
- [AWS SDK for Ruby V3](#)

# Parameter

This data type is used as a request parameter in the `ModifyDBParameterGroup` and `ResetDBParameterGroup` actions.

This data type is used as a response element in the `DescribeEngineDefaultParameters` and `DescribeDBParameters` actions.

## Contents

### Note

In the following list, the required parameters are described first.

### AllowedValues

Specifies the valid range of values for the parameter.

Type: String

Required: No

### ApplyMethod

Indicates when to apply parameter updates.

Type: String

Valid Values: `immediate` | `pending-reboot`

Required: No

### ApplyType

Specifies the engine specific parameters type.

Type: String

Required: No

### DataType

Specifies the valid data type for the parameter.

Type: String

Required: No

### **Description**

Provides a description of the parameter.

Type: String

Required: No

### **IsModifiable**

Indicates whether (`true`) or not (`false`) the parameter can be modified. Some parameters have security or operational implications that prevent them from being changed.

Type: Boolean

Required: No

### **MinimumEngineVersion**

The earliest engine version to which the parameter can apply.

Type: String

Required: No

### **ParameterName**

The name of the parameter.

Type: String

Required: No

### **ParameterValue**

The value of the parameter.

Type: String

Required: No

### **Source**

The source of the parameter value.

Type: String

Required: No

### **SupportedEngineModes.member.N**

The valid DB engine modes.

Type: Array of strings

Required: No

## **See Also**

For more information about using this API in one of the language-specific AWS SDKs, see the following:

- [AWS SDK for C++](#)
- [AWS SDK for Java V2](#)
- [AWS SDK for Ruby V3](#)

# PendingCloudwatchLogsExports

A list of the log types whose configuration is still pending. In other words, these log types are in the process of being activated or deactivated.

## Contents

### Note

In the following list, the required parameters are described first.

### **LogTypesToDisable.member.N**

Log types that are in the process of being enabled. After they are enabled, these log types are exported to CloudWatch Logs.

Type: Array of strings

Required: No

### **LogTypesToEnable.member.N**

Log types that are in the process of being deactivated. After they are deactivated, these log types aren't exported to CloudWatch Logs.

Type: Array of strings

Required: No

## See Also

For more information about using this API in one of the language-specific AWS SDKs, see the following:

- [AWS SDK for C++](#)
- [AWS SDK for Java V2](#)
- [AWS SDK for Ruby V3](#)

# PendingMaintenanceAction

Provides information about a pending maintenance action for a resource.

## Contents

### Note

In the following list, the required parameters are described first.

### Action

The type of pending maintenance action that is available for the resource.

For more information about maintenance actions, see [Maintaining a DB instance](#).

Valid Values: system-update | db-upgrade | hardware-maintenance | ca-certificate-rotation

Type: String

Required: No

### AutoAppliedAfterDate

The date of the maintenance window when the action is applied. The maintenance action is applied to the resource during its first maintenance window after this date.

Type: Timestamp

Required: No

### CurrentApplyDate

The effective date when the pending maintenance action is applied to the resource. This date takes into account opt-in requests received from the ApplyPendingMaintenanceAction API, the AutoAppliedAfterDate, and the ForcedApplyDate. This value is blank if an opt-in request has not been received and nothing has been specified as AutoAppliedAfterDate or ForcedApplyDate.

Type: Timestamp

Required: No

## Description

A description providing more detail about the maintenance action.

Type: String

Required: No

## ForcedApplyDate

The date when the maintenance action is automatically applied.

On this date, the maintenance action is applied to the resource as soon as possible, regardless of the maintenance window for the resource. There might be a delay of one or more days from this date before the maintenance action is applied.

Type: Timestamp

Required: No

## OptInStatus

Indicates the type of opt-in request that has been received for the resource.

Type: String

Required: No

## See Also

For more information about using this API in one of the language-specific AWS SDKs, see the following:

- [AWS SDK for C++](#)
- [AWS SDK for Java V2](#)
- [AWS SDK for Ruby V3](#)



# PendingModifiedValues

This data type is used as a response element in the `ModifyDBInstance` operation and contains changes that will be applied during the next maintenance window.

## Contents

### Note

In the following list, the required parameters are described first.

### **AllocatedStorage**

The allocated storage size for the DB instance specified in gibibytes (GiB).

Type: Integer

Required: No

### **AutomationMode**

The automation mode of the RDS Custom DB instance: `full` or `all-paused`. If `full`, the DB instance automates monitoring and instance recovery. If `all-paused`, the instance pauses automation for the duration set by `--resume-full-automation-mode-minutes`.

Type: String

Valid Values: `full` | `all-paused`

Required: No

### **BackupRetentionPeriod**

The number of days for which automated backups are retained.

Type: Integer

Required: No

### **CACertificateIdentifier**

The identifier of the CA certificate for the DB instance.

For more information, see [Using SSL/TLS to encrypt a connection to a DB instance](#) in the *Amazon RDS User Guide* and [Using SSL/TLS to encrypt a connection to a DB cluster](#) in the *Amazon Aurora User Guide*.

Type: String

Required: No

### **DBInstanceClass**

The name of the compute and memory capacity class for the DB instance.

Type: String

Required: No

### **DBInstanceIdentifier**

The database identifier for the DB instance.

Type: String

Required: No

### **DBSubnetGroupName**

The DB subnet group for the DB instance.

Type: String

Required: No

### **DedicatedLogVolume**

Indicates whether the DB instance has a dedicated log volume (DLV) enabled.>

Type: Boolean

Required: No

### **Engine**

The database engine of the DB instance.

Type: String

Required: No

**EngineVersion**

The database engine version.

Type: String

Required: No

**IAMDatabaseAuthenticationEnabled**

Indicates whether mapping of AWS Identity and Access Management (IAM) accounts to database accounts is enabled.

Type: Boolean

Required: No

**IOPS**

The Provisioned IOPS value for the DB instance.

Type: Integer

Required: No

**LicenseModel**

The license model for the DB instance.

Valid values: `license-included` | `bring-your-own-license` | `general-public-license`

Type: String

Required: No

**MasterUserPassword**

The master credentials for the DB instance.

Type: String

Required: No

**MultiAZ**

Indicates whether the Single-AZ DB instance will change to a Multi-AZ deployment.

Type: Boolean

Required: No

### **MultiTenant**

Indicates whether the DB instance will change to the multi-tenant configuration (TRUE) or the single-tenant configuration (FALSE).

Type: Boolean

Required: No

### **PendingCloudwatchLogsExports**

A list of the log types whose configuration is still pending. In other words, these log types are in the process of being activated or deactivated.

Type: [PendingCloudwatchLogsExports](#) object

Required: No

### **Port**

The port for the DB instance.

Type: Integer

Required: No

### **ProcessorFeatures.ProcessorFeature.N**

The number of CPU cores and the number of threads per core for the DB instance class of the DB instance.

Type: Array of [ProcessorFeature](#) objects

Required: No

### **ResumeFullAutomationModeTime**

The number of minutes to pause the automation. When the time period ends, RDS Custom resumes full automation. The minimum value is 60 (default). The maximum value is 1,440.

Type: Timestamp

Required: No

## StorageThroughput

The storage throughput of the DB instance.

Type: Integer

Required: No

## StorageType

The storage type of the DB instance.

Type: String

Required: No

## See Also

For more information about using this API in one of the language-specific AWS SDKs, see the following:

- [AWS SDK for C++](#)
- [AWS SDK for Java V2](#)
- [AWS SDK for Ruby V3](#)

# PerformanceInsightsMetricDimensionGroup

A logical grouping of Performance Insights metrics for a related subject area. For example, the `db.sql` dimension group consists of the following dimensions:

- `db.sql.id` - The hash of a running SQL statement, generated by Performance Insights.
- `db.sql.db_id` - Either the SQL ID generated by the database engine, or a value generated by Performance Insights that begins with `pi-`.
- `db.sql.statement` - The full text of the SQL statement that is running, for example, `SELECT * FROM employees.`
- `db.sql_tokenized.id` - The hash of the SQL digest generated by Performance Insights.

## Note

Each response element returns a maximum of 500 bytes. For larger elements, such as SQL statements, only the first 500 bytes are returned.

## Contents

## Note

In the following list, the required parameters are described first.

### Dimensions.member.N

A list of specific dimensions from a dimension group. If this list isn't included, then all of the dimensions in the group were requested, or are present in the response.

Type: Array of strings

Required: No

### Group

The available dimension groups for Performance Insights metric type.

Type: String

Required: No

## Limit

The maximum number of items to fetch for this dimension group.

Type: Integer

Required: No

## See Also

For more information about using this API in one of the language-specific AWS SDKs, see the following:

- [AWS SDK for C++](#)
- [AWS SDK for Java V2](#)
- [AWS SDK for Ruby V3](#)

# PerformanceInsightsMetricQuery

A single Performance Insights metric query to process. You must provide the metric to the query. If other parameters aren't specified, Performance Insights returns all data points for the specified metric. Optionally, you can request the data points to be aggregated by dimension group (`GroupBy`) and return only those data points that match your criteria (`Filter`).

Constraints:

- Must be a valid Performance Insights query.

## Contents

### Note

In the following list, the required parameters are described first.

## GroupBy

A specification for how to aggregate the data points from a query result. You must specify a valid dimension group. Performance Insights will return all of the dimensions within that group, unless you provide the names of specific dimensions within that group. You can also request that Performance Insights return a limited number of values for a dimension.

Type: [PerformanceInsightsMetricDimensionGroup](#) object

Required: No

## Metric

The name of a Performance Insights metric to be measured.

Valid Values:

- `db.load.avg` - A scaled representation of the number of active sessions for the database engine.
- `db.sampledload.avg` - The raw number of active sessions for the database engine.
- The counter metrics listed in [Performance Insights operating system counters](#) in the *Amazon Aurora User Guide*.



If the number of active sessions is less than an internal Performance Insights threshold, `db.load.avg` and `db.sampledload.avg` are the same value. If the number of active sessions is greater than the internal threshold, Performance Insights samples the active sessions, with `db.load.avg` showing the scaled values, `db.sampledload.avg` showing the raw values, and `db.sampledload.avg` less than `db.load.avg`. For most use cases, you can query `db.load.avg` only.

Type: String

Required: No

## See Also

For more information about using this API in one of the language-specific AWS SDKs, see the following:

- [AWS SDK for C++](#)
- [AWS SDK for Java V2](#)
- [AWS SDK for Ruby V3](#)

# PerformanceIssueDetails

Details of the performance issue.

## Contents

### Note

In the following list, the required parameters are described first.

### Analysis

The analysis of the performance issue. The information might contain markdown.

Type: String

Required: No

### EndTime

The time when the performance issue stopped.

Type: Timestamp

Required: No

### Metrics.member.N

The metrics that are relevant to the performance issue.

Type: Array of [Metric](#) objects

Required: No

### StartTime

The time when the performance issue started.

Type: Timestamp

Required: No

## See Also

For more information about using this API in one of the language-specific AWS SDKs, see the following:

- [AWS SDK for C++](#)
- [AWS SDK for Java V2](#)
- [AWS SDK for Ruby V3](#)

# ProcessorFeature

Contains the processor features of a DB instance class.

To specify the number of CPU cores, use the `coreCount` feature name for the `Name` parameter. To specify the number of threads per core, use the `threadsPerCore` feature name for the `Name` parameter.

You can set the processor features of the DB instance class for a DB instance when you call one of the following actions:

- `CreateDBInstance`
- `ModifyDBInstance`
- `RestoreDBInstanceFromDBSnapshot`
- `RestoreDBInstanceFromS3`
- `RestoreDBInstanceToPointInTime`

You can view the valid processor values for a particular instance class by calling the `DescribeOrderableDBInstanceOptions` action and specifying the instance class for the `DBInstanceClass` parameter.

In addition, you can use the following actions for DB instance class processor information:

- `DescribeDBInstances`
- `DescribeDBSnapshots`
- `DescribeValidDBInstanceModifications`

If you call `DescribeDBInstances`, `ProcessorFeature` returns non-null values only if the following conditions are met:

- You are accessing an Oracle DB instance.
- Your Oracle DB instance class supports configuring the number of CPU cores and threads per core.
- The current number CPU cores and threads is set to a non-default value.

For more information, see [Configuring the processor for a DB instance class in RDS for Oracle](#) in the *Amazon RDS User Guide*.

## Contents

### Note

In the following list, the required parameters are described first.

### Name

The name of the processor feature. Valid names are `coreCount` and `threadsPerCore`.

Type: String

Required: No

### Value

The value of a processor feature.

Type: String

Required: No

## See Also

For more information about using this API in one of the language-specific AWS SDKs, see the following:

- [AWS SDK for C++](#)
- [AWS SDK for Java V2](#)
- [AWS SDK for Ruby V3](#)

# Range

A range of integer values.

## Contents

### Note

In the following list, the required parameters are described first.

### From

The minimum value in the range.

Type: Integer

Required: No

### Step

The step value for the range. For example, if you have a range of 5,000 to 10,000, with a step value of 1,000, the valid values start at 5,000 and step up by 1,000. Even though 7,500 is within the range, it isn't a valid value for the range. The valid values are 5,000, 6,000, 7,000, 8,000...

Type: Integer

Required: No

### To

The maximum value in the range.

Type: Integer

Required: No

## See Also

For more information about using this API in one of the language-specific AWS SDKs, see the following:

- [AWS SDK for C++](#)
- [AWS SDK for Java V2](#)
- [AWS SDK for Ruby V3](#)

# RdsCustomClusterConfiguration

Reserved for future use.

## Contents

### Note

In the following list, the required parameters are described first.

### **InterconnectSubnetId**

Reserved for future use.

Type: String

Required: No

### **ReplicaMode**

Reserved for future use.

Type: String

Valid Values: `open-read-only` | `mounted`

Required: No

### **TransitGatewayMulticastDomainId**

Reserved for future use.

Type: String

Required: No

## See Also

For more information about using this API in one of the language-specific AWS SDKs, see the following:



- [AWS SDK for C++](#)
- [AWS SDK for Java V2](#)
- [AWS SDK for Ruby V3](#)

# RecommendedAction

The recommended actions to apply to resolve the issues associated with your DB instances, DB clusters, and DB parameter groups.

## Contents

### Note

In the following list, the required parameters are described first.

### ActionId

The unique identifier of the recommended action.

Type: String

Required: No

### ApplyModes.member.N

The methods to apply the recommended action.

Valid values:

- `manual` - The action requires you to resolve the recommendation manually.
- `immediately` - The action is applied immediately.
- `next-maintenance-window` - The action is applied during the next scheduled maintenance.

Type: Array of strings

Required: No

### ContextAttributes.member.N

The supporting attributes to explain the recommended action.

Type: Array of [ContextAttribute](#) objects

Required: No

## Description

A detailed description of the action. The description might contain markdown.

Type: String

Required: No

## IssueDetails

The details of the issue.

Type: [IssueDetails](#) object

Required: No

## Operation

An API operation for the action.

Type: String

Required: No

## Parameters.member.N

The parameters for the API operation.

Type: Array of [RecommendedActionParameter](#) objects

Required: No

## Status

The status of the action.

- ready
- applied
- scheduled
- resolved

Type: String

Required: No

## Title

A short description to summarize the action. The description might contain markdown.

Type: String

Required: No

## See Also

For more information about using this API in one of the language-specific AWS SDKs, see the following:

- [AWS SDK for C++](#)
- [AWS SDK for Java V2](#)
- [AWS SDK for Ruby V3](#)

# RecommendedActionParameter

A single parameter to use with the `RecommendedAction` API operation to apply the action.

## Contents

### Note

In the following list, the required parameters are described first.

### Key

The key of the parameter to use with the `RecommendedAction` API operation.

Type: String

Required: No

### Value

The value of the parameter to use with the `RecommendedAction` API operation.

Type: String

Required: No

## See Also

For more information about using this API in one of the language-specific AWS SDKs, see the following:

- [AWS SDK for C++](#)
- [AWS SDK for Java V2](#)
- [AWS SDK for Ruby V3](#)

# RecommendedActionUpdate

The recommended status to update for the specified recommendation action ID.

## Contents

### Note

In the following list, the required parameters are described first.

### ActionId

A unique identifier of the updated recommendation action.

Type: String

Required: Yes

### Status

The status of the updated recommendation action.

- applied
- scheduled

Type: String

Required: Yes

## See Also

For more information about using this API in one of the language-specific AWS SDKs, see the following:

- [AWS SDK for C++](#)
- [AWS SDK for Java V2](#)
- [AWS SDK for Ruby V3](#)

# RecurringCharge

This data type is used as a response element in the `DescribeReservedDBInstances` and `DescribeReservedDBInstancesOfferings` actions.

## Contents

### Note

In the following list, the required parameters are described first.

### RecurringChargeAmount

The amount of the recurring charge.

Type: Double

Required: No

### RecurringChargeFrequency

The frequency of the recurring charge.

Type: String

Required: No

## See Also

For more information about using this API in one of the language-specific AWS SDKs, see the following:

- [AWS SDK for C++](#)
- [AWS SDK for Java V2](#)
- [AWS SDK for Ruby V3](#)

# ReferenceDetails

The reference details of a metric.

## Contents

### Note

In the following list, the required parameters are described first.

## ScalarReferenceDetails

The metric reference details when the reference is a scalar.

Type: [ScalarReferenceDetails](#) object

Required: No

## See Also

For more information about using this API in one of the language-specific AWS SDKs, see the following:

- [AWS SDK for C++](#)
- [AWS SDK for Java V2](#)
- [AWS SDK for Ruby V3](#)



# ReservedDBInstance

This data type is used as a response element in the `DescribeReservedDBInstances` and `PurchaseReservedDBInstancesOffering` actions.

## Contents

### Note

In the following list, the required parameters are described first.

### CurrencyCode

The currency code for the reserved DB instance.

Type: String

Required: No

### DBInstanceClass

The DB instance class for the reserved DB instance.

Type: String

Required: No

### DBInstanceCount

The number of reserved DB instances.

Type: Integer

Required: No

### Duration

The duration of the reservation in seconds.

Type: Integer

Required: No

## FixedPrice

The fixed price charged for this reserved DB instance.

Type: Double

Required: No

## LeaseId

The unique identifier for the lease associated with the reserved DB instance.

### Note

AWS Support might request the lease ID for an issue related to a reserved DB instance.

Type: String

Required: No

## MultiAZ

Indicates whether the reservation applies to Multi-AZ deployments.

Type: Boolean

Required: No

## OfferingType

The offering type of this reserved DB instance.

Type: String

Required: No

## ProductDescription

The description of the reserved DB instance.

Type: String

Required: No

**RecurringCharges.RecurringCharge.N**

The recurring price charged to run this reserved DB instance.

Type: Array of [RecurringCharge](#) objects

Required: No

**ReservedDBInstanceArn**

The Amazon Resource Name (ARN) for the reserved DB instance.

Type: String

Required: No

**ReservedDBInstanceId**

The unique identifier for the reservation.

Type: String

Required: No

**ReservedDBInstancesOfferingId**

The offering identifier.

Type: String

Required: No

**StartTime**

The time the reservation started.

Type: Timestamp

Required: No

**State**

The state of the reserved DB instance.

Type: String

Required: No

## UsagePrice

The hourly price charged for this reserved DB instance.

Type: Double

Required: No

## See Also

For more information about using this API in one of the language-specific AWS SDKs, see the following:

- [AWS SDK for C++](#)
- [AWS SDK for Java V2](#)
- [AWS SDK for Ruby V3](#)

# ReservedDBInstancesOffering

This data type is used as a response element in the `DescribeReservedDBInstancesOfferings` action.

## Contents

### Note

In the following list, the required parameters are described first.

### CurrencyCode

The currency code for the reserved DB instance offering.

Type: String

Required: No

### DBInstanceClass

The DB instance class for the reserved DB instance.

Type: String

Required: No

### Duration

The duration of the offering in seconds.

Type: Integer

Required: No

### FixedPrice

The fixed price charged for this offering.

Type: Double

Required: No

## MultiAZ

Indicates whether the offering applies to Multi-AZ deployments.

Type: Boolean

Required: No

## OfferingType

The offering type.

Type: String

Required: No

## ProductDescription

The database engine used by the offering.

Type: String

Required: No

## RecurringCharges.RecurringCharge.N

The recurring price charged to run this reserved DB instance.

Type: Array of [RecurringCharge](#) objects

Required: No

## ReservedDBInstancesOfferingId

The offering identifier.

Type: String

Required: No

## UsagePrice

The hourly price charged for this offering.

Type: Double

Required: No

## See Also

For more information about using this API in one of the language-specific AWS SDKs, see the following:

- [AWS SDK for C++](#)
- [AWS SDK for Java V2](#)
- [AWS SDK for Ruby V3](#)

# ResourcePendingMaintenanceActions

Describes the pending maintenance actions for a resource.

## Contents

### Note

In the following list, the required parameters are described first.

### PendingMaintenanceActionDetails.PendingMaintenanceAction.N

A list that provides details about the pending maintenance actions for the resource.

Type: Array of [PendingMaintenanceAction](#) objects

Required: No

### ResourceIdentifier

The ARN of the resource that has pending maintenance actions.

Type: String

Required: No

## See Also

For more information about using this API in one of the language-specific AWS SDKs, see the following:

- [AWS SDK for C++](#)
- [AWS SDK for Java V2](#)
- [AWS SDK for Ruby V3](#)



# RestoreWindow

Earliest and latest time an instance can be restored to:

## Contents

### Note

In the following list, the required parameters are described first.

### EarliestTime

The earliest time you can restore an instance to.

Type: Timestamp

Required: No

### LatestTime

The latest time you can restore an instance to.

Type: Timestamp

Required: No

## See Also

For more information about using this API in one of the language-specific AWS SDKs, see the following:

- [AWS SDK for C++](#)
- [AWS SDK for Java V2](#)
- [AWS SDK for Ruby V3](#)

# ScalarReferenceDetails

The metric reference details when the reference is a scalar.

## Contents

### Note

In the following list, the required parameters are described first.

## Value

The value of a scalar reference.

Type: Double

Required: No

## See Also

For more information about using this API in one of the language-specific AWS SDKs, see the following:

- [AWS SDK for C++](#)
- [AWS SDK for Java V2](#)
- [AWS SDK for Ruby V3](#)

# ScalingConfiguration

Contains the scaling configuration of an Aurora Serverless v1 DB cluster.

For more information, see [Using Amazon Aurora Serverless v1](#) in the *Amazon Aurora User Guide*.

## Contents

### Note

In the following list, the required parameters are described first.

### AutoPause

Indicates whether to allow or disallow automatic pause for an Aurora DB cluster in serverless DB engine mode. A DB cluster can be paused only when it's idle (it has no connections).

### Note

If a DB cluster is paused for more than seven days, the DB cluster might be backed up with a snapshot. In this case, the DB cluster is restored when there is a request to connect to it.

Type: Boolean

Required: No

### MaxCapacity

The maximum capacity for an Aurora DB cluster in serverless DB engine mode.

For Aurora MySQL, valid capacity values are 1, 2, 4, 8, 16, 32, 64, 128, and 256.

For Aurora PostgreSQL, valid capacity values are 2, 4, 8, 16, 32, 64, 192, and 384.

The maximum capacity must be greater than or equal to the minimum capacity.

Type: Integer

Required: No

## MinCapacity

The minimum capacity for an Aurora DB cluster in `serverless` DB engine mode.

For Aurora MySQL, valid capacity values are 1, 2, 4, 8, 16, 32, 64, 128, and 256.

For Aurora PostgreSQL, valid capacity values are 2, 4, 8, 16, 32, 64, 192, and 384.

The minimum capacity must be less than or equal to the maximum capacity.

Type: Integer

Required: No

## SecondsBeforeTimeout

The amount of time, in seconds, that Aurora Serverless v1 tries to find a scaling point to perform seamless scaling before enforcing the timeout action. The default is 300.

Specify a value between 60 and 600 seconds.

Type: Integer

Required: No

## SecondsUntilAutoPause

The time, in seconds, before an Aurora DB cluster in `serverless` mode is paused.

Specify a value between 300 and 86,400 seconds.

Type: Integer

Required: No

## TimeoutAction

The action to take when the timeout is reached, either `ForceApplyCapacityChange` or `RollbackCapacityChange`.

`ForceApplyCapacityChange` sets the capacity to the specified value as soon as possible.

`RollbackCapacityChange`, the default, ignores the capacity change if a scaling point isn't found in the timeout period.

**⚠ Important**

If you specify `ForceApplyCapacityChange`, connections that prevent Aurora Serverless v1 from finding a scaling point might be dropped.

For more information, see [Autoscaling for Aurora Serverless v1](#) in the *Amazon Aurora User Guide*.

Type: String

Required: No

## See Also

For more information about using this API in one of the language-specific AWS SDKs, see the following:

- [AWS SDK for C++](#)
- [AWS SDK for Java V2](#)
- [AWS SDK for Ruby V3](#)

# ScalingConfigurationInfo

The scaling configuration for an Aurora DB cluster in serverless DB engine mode.

For more information, see [Using Amazon Aurora Serverless v1](#) in the *Amazon Aurora User Guide*.

## Contents

### Note

In the following list, the required parameters are described first.

### AutoPause

Indicates whether automatic pause is allowed for the Aurora DB cluster in serverless DB engine mode.

When the value is set to false for an Aurora Serverless v1 DB cluster, the DB cluster automatically resumes.

Type: Boolean

Required: No

### MaxCapacity

The maximum capacity for an Aurora DB cluster in serverless DB engine mode.

Type: Integer

Required: No

### MinCapacity

The minimum capacity for an Aurora DB cluster in serverless DB engine mode.

Type: Integer

Required: No

### SecondsBeforeTimeout

The number of seconds before scaling times out. What happens when an attempted scaling action times out is determined by the `TimeoutAction` setting.

Type: Integer

Required: No

### **SecondsUntilAutoPause**

The remaining amount of time, in seconds, before the Aurora DB cluster in `serverless` mode is paused. A DB cluster can be paused only when it's idle (it has no connections).

Type: Integer

Required: No

### **TimeoutAction**

The action that occurs when Aurora times out while attempting to change the capacity of an Aurora Serverless v1 cluster. The value is either `ForceApplyCapacityChange` or `RollbackCapacityChange`.

`ForceApplyCapacityChange`, the default, sets the capacity to the specified value as soon as possible.

`RollbackCapacityChange` ignores the capacity change if a scaling point isn't found in the timeout period.

Type: String

Required: No

## **See Also**

For more information about using this API in one of the language-specific AWS SDKs, see the following:

- [AWS SDK for C++](#)
- [AWS SDK for Java V2](#)
- [AWS SDK for Ruby V3](#)

# ServerlessV2ScalingConfiguration

Contains the scaling configuration of an Aurora Serverless v2 DB cluster.

For more information, see [Using Amazon Aurora Serverless v2](#) in the *Amazon Aurora User Guide*.

## Contents

### Note

In the following list, the required parameters are described first.

### MaxCapacity

The maximum number of Aurora capacity units (ACUs) for a DB instance in an Aurora Serverless v2 cluster. You can specify ACU values in half-step increments, such as 40, 40.5, 41, and so on. The largest value that you can use is 128.

Type: Double

Required: No

### MinCapacity

The minimum number of Aurora capacity units (ACUs) for a DB instance in an Aurora Serverless v2 cluster. You can specify ACU values in half-step increments, such as 8, 8.5, 9, and so on. The smallest value that you can use is 0.5.

Type: Double

Required: No

## See Also

For more information about using this API in one of the language-specific AWS SDKs, see the following:

- [AWS SDK for C++](#)
- [AWS SDK for Java V2](#)



- [AWS SDK for Ruby V3](#)

# ServerlessV2ScalingConfigurationInfo

The scaling configuration for an Aurora Serverless v2 DB cluster.

For more information, see [Using Amazon Aurora Serverless v2](#) in the *Amazon Aurora User Guide*.

## Contents

### Note

In the following list, the required parameters are described first.

### MaxCapacity

The maximum number of Aurora capacity units (ACUs) for a DB instance in an Aurora Serverless v2 cluster. You can specify ACU values in half-step increments, such as 40, 40.5, 41, and so on. The largest value that you can use is 128.

Type: Double

Required: No

### MinCapacity

The minimum number of Aurora capacity units (ACUs) for a DB instance in an Aurora Serverless v2 cluster. You can specify ACU values in half-step increments, such as 8, 8.5, 9, and so on. The smallest value that you can use is 0.5.

Type: Double

Required: No

## See Also

For more information about using this API in one of the language-specific AWS SDKs, see the following:

- [AWS SDK for C++](#)
- [AWS SDK for Java V2](#)

- [AWS SDK for Ruby V3](#)

# SourceRegion

Contains an AWS Region name as the result of a successful call to the DescribeSourceRegions action.

## Contents

### Note

In the following list, the required parameters are described first.

### Endpoint

The endpoint for the source AWS Region endpoint.

Type: String

Required: No

### RegionName

The name of the source AWS Region.

Type: String

Required: No

### Status

The status of the source AWS Region.

Type: String

Required: No

### SupportsDBInstanceAutomatedBackupsReplication

Indicates whether the source AWS Region supports replicating automated backups to the current AWS Region.

Type: Boolean

Required: No

## See Also

For more information about using this API in one of the language-specific AWS SDKs, see the following:

- [AWS SDK for C++](#)
- [AWS SDK for Java V2](#)
- [AWS SDK for Ruby V3](#)

# Subnet

This data type is used as a response element for the `DescribeDBSubnetGroups` operation.

## Contents

### Note

In the following list, the required parameters are described first.

### **SubnetAvailabilityZone**

Contains Availability Zone information.

This data type is used as an element in the `OrderableDBInstanceOption` data type.

Type: [AvailabilityZone](#) object

Required: No

### **SubnetIdentifier**

The identifier of the subnet.

Type: String

Required: No

### **SubnetOutpost**

If the subnet is associated with an Outpost, this value specifies the Outpost.

For more information about RDS on Outposts, see [Amazon RDS on AWS Outposts](#) in the *Amazon RDS User Guide*.

Type: [Outpost](#) object

Required: No

### **SubnetStatus**

The status of the subnet.

Type: String

Required: No

## See Also

For more information about using this API in one of the language-specific AWS SDKs, see the following:

- [AWS SDK for C++](#)
- [AWS SDK for Java V2](#)
- [AWS SDK for Ruby V3](#)

# SwitchoverDetail

Contains the details about a blue/green deployment.

For more information, see [Using Amazon RDS Blue/Green Deployments for database updates](#) in the *Amazon RDS User Guide* and [Using Amazon RDS Blue/Green Deployments for database updates](#) in the *Amazon Aurora User Guide*.

## Contents

### Note

In the following list, the required parameters are described first.

### SourceMember

The Amazon Resource Name (ARN) of a resource in the blue environment.

Type: String

Length Constraints: Minimum length of 1. Maximum length of 2048.

Pattern: `^arn:[A-Za-z][0-9A-Za-z-:._]*`

Required: No

### Status

The switchover status of a resource in a blue/green deployment.

Values:

- PROVISIONING - The resource is being prepared to switch over.
- AVAILABLE - The resource is ready to switch over.
- SWITCHOVER\_IN\_PROGRESS - The resource is being switched over.
- SWITCHOVER\_COMPLETED - The resource has been switched over.
- SWITCHOVER\_FAILED - The resource attempted to switch over but failed.
- MISSING\_SOURCE - The source resource has been deleted.
- MISSING\_TARGET - The target resource has been deleted.



Type: String

Required: No

### **TargetMember**

The Amazon Resource Name (ARN) of a resource in the green environment.

Type: String

Length Constraints: Minimum length of 1. Maximum length of 2048.

Pattern: `^arn:[A-Za-z][0-9A-Za-z-:._]*`

Required: No

## **See Also**

For more information about using this API in one of the language-specific AWS SDKs, see the following:

- [AWS SDK for C++](#)
- [AWS SDK for Java V2](#)
- [AWS SDK for Ruby V3](#)

# Tag

Metadata assigned to an Amazon RDS resource consisting of a key-value pair.

For more information, see [Tagging Amazon RDS Resources](#) in the *Amazon RDS User Guide* or [Tagging Amazon Aurora and Amazon RDS Resources](#) in the *Amazon Aurora User Guide*.

## Contents

### Note

In the following list, the required parameters are described first.

### Key

A key is the required name of the tag. The string value can be from 1 to 128 Unicode characters in length and can't be prefixed with `aws :` or `rds :`. The string can only contain only the set of Unicode letters, digits, white-space, `'_'`, `'!'`, `':'`, `'/'`, `'='`, `'+'`, `'-'`, `'@'` (Java regex: `"^([\p{L}\p{Z}\p{N}_:/=+\-@]*)$"`).

Type: String

Required: No

### Value

A value is the optional value of the tag. The string value can be from 1 to 256 Unicode characters in length and can't be prefixed with `aws :` or `rds :`. The string can only contain only the set of Unicode letters, digits, white-space, `'_'`, `'!'`, `':'`, `'/'`, `'='`, `'+'`, `'-'`, `'@'` (Java regex: `"^([\p{L}\p{Z}\p{N}_:/=+\-@]*)$"`).

Type: String

Required: No

## See Also

For more information about using this API in one of the language-specific AWS SDKs, see the following:

- [AWS SDK for C++](#)
- [AWS SDK for Java V2](#)
- [AWS SDK for Ruby V3](#)

# TargetHealth

Information about the connection health of an RDS Proxy target.

## Contents

### Note

In the following list, the required parameters are described first.

## Description

A description of the health of the RDS Proxy target. If the State is AVAILABLE, a description is not included.

Type: String

Required: No

## Reason

The reason for the current health State of the RDS Proxy target.

Type: String

Valid Values: UNREACHABLE | CONNECTION\_FAILED | AUTH\_FAILURE | PENDING\_PROXY\_CAPACITY | INVALID\_REPLICATION\_STATE

Required: No

## State

The current state of the connection health lifecycle for the RDS Proxy target. The following is a typical lifecycle example for the states of an RDS Proxy target:

```
registering > unavailable > available > unavailable > available
```

Type: String

Valid Values: REGISTERING | AVAILABLE | UNAVAILABLE

Required: No

## See Also

For more information about using this API in one of the language-specific AWS SDKs, see the following:

- [AWS SDK for C++](#)
- [AWS SDK for Java V2](#)
- [AWS SDK for Ruby V3](#)

# TenantDatabase

A tenant database in the DB instance. This data type is an element in the response to the DescribeTenantDatabases action.

## Contents

### Note

In the following list, the required parameters are described first.

### CharacterSetName

The character set of the tenant database.

Type: String

Required: No

### DBInstanceIdentifier

The ID of the DB instance that contains the tenant database.

Type: String

Required: No

### DbiResourceId

The AWS Region-unique, immutable identifier for the DB instance.

Type: String

Required: No

### DeletionProtection

Specifies whether deletion protection is enabled for the DB instance.

Type: Boolean

Required: No

**MasterUsername**

The master username of the tenant database.

Type: String

Required: No

**NcharCharacterSetName**

The NCHAR character set name of the tenant database.

Type: String

Required: No

**PendingModifiedValues**

Information about pending changes for a tenant database.

Type: [TenantDatabasePendingModifiedValues](#) object

Required: No

**Status**

The status of the tenant database.

Type: String

Required: No

**TagList.Tag.N**

A list of tags. For more information, see [Tagging Amazon RDS Resources](#) in the *Amazon RDS User Guide*.

Type: Array of [Tag](#) objects

Required: No

**TenantDatabaseARN**

The Amazon Resource Name (ARN) for the tenant database.

Type: String

Required: No

### **TenantDatabaseCreateTime**

The creation time of the tenant database.

Type: Timestamp

Required: No

### **TenantDatabaseResourceId**

The AWS Region-unique, immutable identifier for the tenant database.

Type: String

Required: No

### **TenantDBName**

The database name of the tenant database.

Type: String

Required: No

## **See Also**

For more information about using this API in one of the language-specific AWS SDKs, see the following:

- [AWS SDK for C++](#)
- [AWS SDK for Java V2](#)
- [AWS SDK for Ruby V3](#)



# TenantDatabasePendingModifiedValues

A response element in the `ModifyTenantDatabase` operation that describes changes that will be applied. Specific changes are identified by subelements.

## Contents

### Note

In the following list, the required parameters are described first.

### MasterUserPassword

The master password for the tenant database.

Type: String

Required: No

### TenantDBName

The name of the tenant database.

Type: String

Required: No

## See Also

For more information about using this API in one of the language-specific AWS SDKs, see the following:

- [AWS SDK for C++](#)
- [AWS SDK for Java V2](#)
- [AWS SDK for Ruby V3](#)

# Timezone

A time zone associated with a DBInstance or a DBSnapshot. This data type is an element in the response to the DescribeDBInstances, the DescribeDBSnapshots, and the DescribeDBEngineVersions actions.

## Contents

### Note

In the following list, the required parameters are described first.

### TimezoneName

The name of the time zone.

Type: String

Required: No

## See Also

For more information about using this API in one of the language-specific AWS SDKs, see the following:

- [AWS SDK for C++](#)
- [AWS SDK for Java V2](#)
- [AWS SDK for Ruby V3](#)

# UpgradeTarget

The version of the database engine that a DB instance can be upgraded to.

## Contents

### Note

In the following list, the required parameters are described first.

### AutoUpgrade

Indicates whether the target version is applied to any source DB instances that have `AutoMinorVersionUpgrade` set to true.

This parameter is dynamic, and is set by RDS.

Type: Boolean

Required: No

### Description

The version of the database engine that a DB instance can be upgraded to.

Type: String

Required: No

### Engine

The name of the upgrade target database engine.

Type: String

Required: No

### EngineVersion

The version number of the upgrade target database engine.

Type: String

Required: No

### **IsMajorVersionUpgrade**

Indicates whether upgrading to the target version requires upgrading the major version of the database engine.

Type: Boolean

Required: No

### **SupportedEngineModes.member.N**

A list of the supported DB engine modes for the target engine version.

Type: Array of strings

Required: No

### **SupportsBabelfish**

Indicates whether you can use Babelfish for Aurora PostgreSQL with the target engine version.

Type: Boolean

Required: No

### **SupportsGlobalDatabases**

Indicates whether you can use Aurora global databases with the target engine version.

Type: Boolean

Required: No

### **SupportsIntegrations**

Indicates whether the DB engine version supports zero-ETL integrations with Amazon Redshift.

Type: Boolean

Required: No

### **SupportsLimitlessDatabase**

Indicates whether the DB engine version supports Aurora Limitless Database.

Type: Boolean

Required: No

### **SupportsLocalWriteForwarding**

Indicates whether the target engine version supports forwarding write operations from reader DB instances to the writer DB instance in the DB cluster. By default, write operations aren't allowed on reader DB instances.

Valid for: Aurora DB clusters only

Type: Boolean

Required: No

### **SupportsParallelQuery**

Indicates whether you can use Aurora parallel query with the target engine version.

Type: Boolean

Required: No

## **See Also**

For more information about using this API in one of the language-specific AWS SDKs, see the following:

- [AWS SDK for C++](#)
- [AWS SDK for Java V2](#)
- [AWS SDK for Ruby V3](#)

# UserAuthConfig

Specifies the details of authentication used by a proxy to log in as a specific database user.

## Contents

### Note

In the following list, the required parameters are described first.

### AuthScheme

The type of authentication that the proxy uses for connections from the proxy to the underlying database.

Type: String

Valid Values: SECRETS

Required: No

### ClientPasswordAuthType

The type of authentication the proxy uses for connections from clients.

Type: String

Valid Values: MYSQL\_NATIVE\_PASSWORD | POSTGRES\_SCRAM\_SHA\_256 | POSTGRES\_MD5  
| SQL\_SERVER\_AUTHENTICATION

Required: No

### Description

A user-specified description about the authentication used by a proxy to log in as a specific database user.

Type: String

Required: No

## IAMAuth

A value that indicates whether to require or disallow AWS Identity and Access Management (IAM) authentication for connections to the proxy. The ENABLED value is valid only for proxies with RDS for Microsoft SQL Server.

Type: String

Valid Values: DISABLED | REQUIRED | ENABLED

Required: No

## SecretArn

The Amazon Resource Name (ARN) representing the secret that the proxy uses to authenticate to the RDS DB instance or Aurora DB cluster. These secrets are stored within Amazon Secrets Manager.

Type: String

Required: No

## UserName

The name of the database user to which the proxy connects.

Type: String

Required: No

## See Also

For more information about using this API in one of the language-specific AWS SDKs, see the following:

- [AWS SDK for C++](#)
- [AWS SDK for Java V2](#)
- [AWS SDK for Ruby V3](#)

# UserAuthConfigInfo

Returns the details of authentication used by a proxy to log in as a specific database user.

## Contents

### Note

In the following list, the required parameters are described first.

### AuthScheme

The type of authentication that the proxy uses for connections from the proxy to the underlying database.

Type: String

Valid Values: SECRETS

Required: No

### ClientPasswordAuthType

The type of authentication the proxy uses for connections from clients.

Type: String

Valid Values: MYSQL\_NATIVE\_PASSWORD | POSTGRES\_SCRAM\_SHA\_256 | POSTGRES\_MD5  
| SQL\_SERVER\_AUTHENTICATION

Required: No

### Description

A user-specified description about the authentication used by a proxy to log in as a specific database user.

Type: String

Required: No



## IAMAuth

Whether to require or disallow AWS Identity and Access Management (IAM) authentication for connections to the proxy. The ENABLED value is valid only for proxies with RDS for Microsoft SQL Server.

Type: String

Valid Values: DISABLED | REQUIRED | ENABLED

Required: No

## SecretArn

The Amazon Resource Name (ARN) representing the secret that the proxy uses to authenticate to the RDS DB instance or Aurora DB cluster. These secrets are stored within Amazon Secrets Manager.

Type: String

Required: No

## UserName

The name of the database user to which the proxy connects.

Type: String

Required: No

## See Also

For more information about using this API in one of the language-specific AWS SDKs, see the following:

- [AWS SDK for C++](#)
- [AWS SDK for Java V2](#)
- [AWS SDK for Ruby V3](#)

# ValidDBInstanceModificationsMessage

Information about valid modifications that you can make to your DB instance. Contains the result of a successful call to the `DescribeValidDBInstanceModifications` action. You can use this information when you call `ModifyDBInstance`.

## Contents

### Note

In the following list, the required parameters are described first.

### **Storage.ValidStorageOptions.N**

Valid storage options for your DB instance.

Type: Array of [ValidStorageOptions](#) objects

Required: No

### **SupportsDedicatedLogVolume**

Indicates whether a DB instance supports using a dedicated log volume (DLV).

Type: Boolean

Required: No

### **ValidProcessorFeatures.AvailableProcessorFeature.N**

Valid processor features for your DB instance.

Type: Array of [AvailableProcessorFeature](#) objects

Required: No

## See Also

For more information about using this API in one of the language-specific AWS SDKs, see the following:

- [AWS SDK for C++](#)
- [AWS SDK for Java V2](#)
- [AWS SDK for Ruby V3](#)

# ValidStorageOptions

Information about valid modifications that you can make to your DB instance. Contains the result of a successful call to the `DescribeValidDBInstanceModifications` action.

## Contents

### Note

In the following list, the required parameters are described first.

### **IopsToStorageRatio.DoubleRange.N**

The valid range of Provisioned IOPS to gibibytes of storage multiplier. For example, 3-10, which means that provisioned IOPS can be between 3 and 10 times storage.

Type: Array of [DoubleRange](#) objects

Required: No

### **ProvisionedIops.Range.N**

The valid range of provisioned IOPS. For example, 1000-256,000.

Type: Array of [Range](#) objects

Required: No

### **ProvisionedStorageThroughput.Range.N**

The valid range of provisioned storage throughput. For example, 500-4,000 mebibytes per second (MiBps).

Type: Array of [Range](#) objects

Required: No

### **StorageSize.Range.N**

The valid range of storage in gibibytes (GiB). For example, 100 to 16,384.

Type: Array of [Range](#) objects

Required: No

### **StorageThroughputToIopsRatio.DoubleRange.N**

The valid range of storage throughput to provisioned IOPS ratios. For example, 0-0.25.

Type: Array of [DoubleRange](#) objects

Required: No

### **StorageType**

The valid storage types for your DB instance. For example: gp2, gp3, io1, io2.

Type: String

Required: No

### **SupportsStorageAutoscaling**

Indicates whether or not Amazon RDS can automatically scale storage for DB instances that use the new instance class.

Type: Boolean

Required: No

## **See Also**

For more information about using this API in one of the language-specific AWS SDKs, see the following:

- [AWS SDK for C++](#)
- [AWS SDK for Java V2](#)
- [AWS SDK for Ruby V3](#)

# VpcSecurityGroupMembership

This data type is used as a response element for queries on VPC security group membership.

## Contents

### Note

In the following list, the required parameters are described first.

## Status

The membership status of the VPC security group.

Currently, the only valid status is `active`.

Type: String

Required: No

## VpcSecurityGroupId

The name of the VPC security group.

Type: String

Required: No

## See Also

For more information about using this API in one of the language-specific AWS SDKs, see the following:

- [AWS SDK for C++](#)
- [AWS SDK for Java V2](#)
- [AWS SDK for Ruby V3](#)

# Common Parameters

The following list contains the parameters that all actions use for signing Signature Version 4 requests with a query string. Any action-specific parameters are listed in the topic for that action. For more information about Signature Version 4, see [Signing AWS API requests](#) in the *IAM User Guide*.

## Action

The action to be performed.

Type: string

Required: Yes

## Version

The API version that the request is written for, expressed in the format YYYY-MM-DD.

Type: string

Required: Yes

## X-Amz-Algorithm

The hash algorithm that you used to create the request signature.

Condition: Specify this parameter when you include authentication information in a query string instead of in the HTTP authorization header.

Type: string

Valid Values: AWS4-HMAC-SHA256

Required: Conditional

## X-Amz-Credential

The credential scope value, which is a string that includes your access key, the date, the region you are targeting, the service you are requesting, and a termination string ("aws4\_request"). The value is expressed in the following format: *access\_key/YYYYMMDD/region/service/aws4\_request*.

For more information, see [Create a signed AWS API request](#) in the *IAM User Guide*.

Condition: Specify this parameter when you include authentication information in a query string instead of in the HTTP authorization header.

Type: string

Required: Conditional

### **X-Amz-Date**

The date that is used to create the signature. The format must be ISO 8601 basic format (YYYYMMDD'T'HHMMSS'Z'). For example, the following date time is a valid X-Amz-Date value: 20120325T120000Z.

Condition: X-Amz-Date is optional for all requests; it can be used to override the date used for signing requests. If the Date header is specified in the ISO 8601 basic format, X-Amz-Date is not required. When X-Amz-Date is used, it always overrides the value of the Date header. For more information, see [Elements of an AWS API request signature](#) in the *IAM User Guide*.

Type: string

Required: Conditional

### **X-Amz-Security-Token**

The temporary security token that was obtained through a call to AWS Security Token Service (AWS STS). For a list of services that support temporary security credentials from AWS STS, see [AWS services that work with IAM](#) in the *IAM User Guide*.

Condition: If you're using temporary security credentials from AWS STS, you must include the security token.

Type: string

Required: Conditional

### **X-Amz-Signature**

Specifies the hex-encoded signature that was calculated from the string to sign and the derived signing key.

Condition: Specify this parameter when you include authentication information in a query string instead of in the HTTP authorization header.



Type: string

Required: Conditional

### **X-Amz-SignedHeaders**

Specifies all the HTTP headers that were included as part of the canonical request. For more information about specifying signed headers, see [Create a signed AWS API request](#) in the *IAM User Guide*.

Condition: Specify this parameter when you include authentication information in a query string instead of in the HTTP authorization header.

Type: string

Required: Conditional

# Common Errors

This section lists the errors common to the API actions of all AWS services. For errors specific to an API action for this service, see the topic for that API action.

## **AccessDeniedException**

You do not have sufficient access to perform this action.

HTTP Status Code: 400

## **IncompleteSignature**

The request signature does not conform to AWS standards.

HTTP Status Code: 400

## **InternalFailure**

The request processing has failed because of an unknown error, exception or failure.

HTTP Status Code: 500

## **InvalidAction**

The action or operation requested is invalid. Verify that the action is typed correctly.

HTTP Status Code: 400

## **InvalidClientTokenId**

The X.509 certificate or AWS access key ID provided does not exist in our records.

HTTP Status Code: 403

## **InvalidParameterCombination**

Parameters that must not be used together were used together.

HTTP Status Code: 400

## **InvalidParameterValue**

An invalid or out-of-range value was supplied for the input parameter.

HTTP Status Code: 400

**InvalidQueryParameter**

The AWS query string is malformed or does not adhere to AWS standards.

HTTP Status Code: 400

**MalformedQueryString**

The query string contains a syntax error.

HTTP Status Code: 404

**MissingAction**

The request is missing an action or a required parameter.

HTTP Status Code: 400

**MissingAuthenticationToken**

The request must contain either a valid (registered) AWS access key ID or X.509 certificate.

HTTP Status Code: 403

**MissingParameter**

A required parameter for the specified action is not supplied.

HTTP Status Code: 400

**NotAuthorized**

You do not have permission to perform this action.

HTTP Status Code: 400

**OptInRequired**

The AWS access key ID needs a subscription for the service.

HTTP Status Code: 403

**RequestExpired**

The request reached the service more than 15 minutes after the date stamp on the request or more than 15 minutes after the request expiration date (such as for pre-signed URLs), or the date stamp on the request is more than 15 minutes in the future.

HTTP Status Code: 400

### **ServiceUnavailable**

The request has failed due to a temporary failure of the server.

HTTP Status Code: 503

### **ThrottlingException**

The request was denied due to request throttling.

HTTP Status Code: 400

### **ValidationError**

The input fails to satisfy the constraints specified by an AWS service.

HTTP Status Code: 400