



AWS cryptographic services and tools guide

# AWS cryptography services



# **AWS cryptography services: AWS cryptographic services and tools guide**

Copyright © 2024 Amazon Web Services, Inc. and/or its affiliates. All rights reserved.

Amazon's trademarks and trade dress may not be used in connection with any product or service that is not Amazon's, in any manner that is likely to cause confusion among customers, or in any manner that disparages or discredits Amazon. All other trademarks not owned by Amazon are the property of their respective owners, who may or may not be affiliated with, connected to, or sponsored by Amazon.

---

# Table of Contents

<b>AWS cryptographic services and tools</b> .....	<b>1</b>
What is cryptography? .....	1
Cryptography concepts .....	2
Cryptographic algorithms .....	10
Cryptographic services and tools .....	13
AWS CloudHSM .....	14
AWS KMS .....	15
AWS Encryption SDK .....	17
AWS Database Encryption SDK .....	17
AWS Secrets Manager .....	18
Other AWS services .....	19
How to choose an encryption tool or service .....	19
When to use AWS KMS .....	21
When to use AWS CloudHSM .....	22
When to use AWS Encryption SDK .....	22
When to use the AWS Database Encryption SDK .....	23
<b>AWS PKI services</b> .....	<b>25</b>
What is PKI? .....	25
PKI concepts .....	26
Available services (PKI) .....	31
AWS Certificate Manager .....	32
AWS Private CA .....	32
Other AWS services .....	33
How to choose a PKI service .....	34
When to use ACM .....	34
When to use AWS Private CA .....	34
<b>Document history</b> .....	<b>36</b>

# AWS cryptographic services and tools

AWS provides multiple services to help you protect your data at rest or in transit. This section provides an overview of cryptographic concepts and introduces the primary cryptographic services offered by AWS. For detailed explanations of individual services, see their respective documentation sets.

## Topics

- [What is cryptography?](#)
- [Cryptography concepts](#)
- [AWS cryptographic services and tools](#)
- [How to choose an encryption tool or service](#)

See also: [AWS PKI services](#)

## What is cryptography?

Cryptography is the practice of protecting information through the use of coded algorithms, hashes, and signatures. The information can be at rest such as a file on a hard drive. The information can also be in transit such as electronic communication exchanged between two or more parties. Cryptography has four primary goals:

- **Confidentiality** – Makes information available to only authorized users.
- **Data Integrity** – Ensures that information has not been manipulated.
- **Authentication** – Confirms the authenticity of information or the identity of a user.
- **Nonrepudiation** – Prevents a user from denying prior commitments or actions.

Cryptography uses a number of tools, typically called *primitives*, to provide information security. A *primitive* is a cryptographic algorithm. This includes encryption algorithms, digital signature algorithms, hashes, and other functions. AWS uses only well established, peer-reviewed primitives.

### Note

Cryptography relies extensively on mathematics. This includes basic function theory, permutations, probability, information theory, complexity theory, number theory, and

more. The math underlying cryptography is beyond the scope of this documentation, but printed and online sources are readily available.

To learn more about the terms and concepts used in cryptography, see [Cryptography concepts](#).

## Cryptography concepts

As you work with cryptographic tools and services, you are likely to encounter a number of basic concepts.

### Topics

- [additional authenticated data \(AAD\)](#)
- [asymmetric and symmetric encryption](#)
- [authenticated encryption](#)
- [authentication](#)
- [block cipher](#)
- [ciphertext](#)
- [client-side and server-side encryption](#)
- [data key](#)
- [decryption](#)
- [encryption](#)
- [encryption algorithm](#)
- [encryption context](#)
- [envelope encryption](#)
- [hardware security module \(HSM\)](#)
- [key encryption key](#)
- [root key](#)
- [plaintext](#)
- [private key](#)
- [public key](#)
- [stream cipher](#)

## additional authenticated data (AAD)

Nonsecret data that is provided to [encryption](#) and [decryption](#) operations to add an additional integrity and authenticity check on the encrypted data. Typically, the decrypt operation fails if the AAD provided to the encrypt operation does not match the AAD provided to the decrypt operation.

[AWS Key Management Service](#) (AWS KMS) and the [AWS Encryption SDK](#) both support AAD by using an [encryption context](#).

See also: [authenticated encryption](#)

## authenticated encryption

*Authenticated encryption* uses [additional authenticated data](#) (AAD) to provide confidentiality, data integrity, and authenticity assurances on encrypted data.

For example, the AWS Key Management Service (AWS KMS) [Encrypt](#) API and the encryption methods in the AWS Encryption SDK take an [encryption context](#) that represents additional authenticated data (AAD). The encryption context is cryptographically bound to the encrypted data so that the same encryption context is required to decrypt the data. To learn how to use encryption context to protect the integrity of encrypted data, see [How to Protect the Integrity of Your Encrypted Data by Using AWS Key Management Service and EncryptionContext](#) in the AWS Security Blog.

## asymmetric and symmetric encryption

[Symmetric encryption](#) uses the same secret key to perform both the [encryption](#) and [decryption](#) processes.

[Asymmetric encryption](#), also known as *public-key encryption*, uses two keys, a [public key](#) for encryption and a corresponding [private key](#) for decryption. The public key and private key are mathematically related so that when the public key is used for encryption, the corresponding private key must be used for decryption. [Encryption algorithms](#) are either symmetric or asymmetric.

For more information, see [Cryptographic algorithms](#).

## authentication

The process of verifying identity, that is, determining whether an entity is who it claims to be and that the authentication information has not been manipulated by unauthorized entities.

## block cipher

An algorithm that operates on fixed-length blocks of data, one block at a time, rather than encrypting one bit at a time as in [stream ciphers](#).

## ciphertext

The encrypted data. Ciphertext is typically the output of an [encryption algorithm](#) operating on [plaintext](#). Ciphertext is unreadable without knowledge of the algorithm and a secret key.

## client-side and server-side encryption

*Client-side encryption* is encrypting data at or close to its source, such as encrypting data in the application or service that generates it.

*Server-side encryption* is encrypting data at its destination, that is, the application or service that receives it.

The method that you choose depends on the sensitivity of your data and the security requirements of your application. Client-side and server-side encryption differ in when, where, and who encrypts and decrypts the data. They do not necessarily define how the data is encrypted and might use the same process. In addition, they are not exclusive. You can often use client-side and server-side encryption on the same data.

AWS supports both client-side and server-side encryption. Most AWS services that store or manage customer data offer a server-side encryption option or perform server-side encryption of your data by default. These services transparently encrypt your data before writing it to disk and transparently decrypt it when you access it. Most AWS services that support server-side encryption are integrated with [AWS Key Management Service](#) (AWS KMS) to protect the encryption keys that protect your data. For a list of integrated services, see [AWS Service Integration](#).

AWS also supports client-side encryption libraries, such as the [AWS Encryption SDK](#), the [AWS Database Encryption SDK](#), and [Amazon S3 client-side encryption](#). For help choosing the library that best meets your needs, see [the section called "How to choose a PKI service"](#).

## data key

In [envelope encryption](#), a *data key* or *data encryption key* is an encryption key that is used to protect data. Data keys differ from [root keys](#) and [key encryption keys](#), which are typically used to encrypt other encryption keys.

The term *data key* usually refers to how the key is used, not how it is constructed. Like all encryption keys, a data key is typically implemented as a byte array that meets the requirements of the encryption algorithm that uses it. As such, data keys can be used to encrypt data or other data keys.

Often a tool or service generates unique data key for each data element, such as a database item, email message, or other resource. Then, it encrypts all of the data keys under the same root key.

Several AWS tools and services provide data keys.

- The HSMs in a [AWS CloudHSM](#) cluster generate encryption keys that can be used as data keys, key encryption keys, or root keys.
- You can ask [AWS Key Management Service](#) (AWS KMS) to generate a [data key](#). It returns a plaintext key and a copy of that key that is encrypted under the [KMS keys](#) that you specify.

## decryption

The process of turning [ciphertext](#) back into [plaintext](#). Decryption algorithms typically require an encryption key and can require other inputs, such as initialization vectors (IVs) and [additional authenticated data \(AAD\)](#).

## encryption

The process of converting [plaintext](#) readable data to an unreadable form, known as [ciphertext](#), to protect it. The formula used to encrypt the data, known as an [encryption algorithm](#), must be almost impossible (using current and anticipated technology) to reverse without knowledge of the inputs to the algorithm. These inputs can include an encryption key and other random and determined data.

All of the [cryptographic services and tools](#) that AWS supports provide methods for you to encrypt and decrypt your data. Other AWS services automatically and transparently encrypt the data that they store and manage for you.

## encryption algorithm

A procedure or ordered set of instructions that specifies precisely how [plaintext](#) data is transformed into encrypted data or [ciphertext](#). The input to an encryption algorithms includes the plaintext data and a encryption key. The output includes the ciphertext.

For example, [AWS Key Management Service](#) (AWS KMS) uses the [Advanced Encryption Standard \(AES\) symmetric](#) algorithm in [Galois/Counter Mode \(GCM\)](#), known as AES-GCM. [AWS CloudHSM](#) supports keys for multiple encryption algorithms.



## encryption context

A type of [additional authenticated data \(AAD\)](#). It typically consists of nonsecret, arbitrary, name–value pairs. In most cases, you can provide an encryption context when you encrypt data. The same encryption context must be provided to decrypt the data. The encryption context is usually optional but recommended.

The term *encryption context* has different meanings in various AWS services and tools. This can be confusing, so be sure to understand how your tool or service interprets this term.

The following tools and services support an encryption context.

- In [AWS Key Management Service](#) (AWS KMS), an encryption context is a collection of nonsecret name–value pairs. When you provide an encryption context to an [encryption](#) operation, AWS KMS binds it cryptographically to the [ciphertext](#). To decrypt the data, you must provide an exact, case-sensitive match for the encryption context.

AWS KMS includes the encryption context in AWS CloudTrail logs of cryptographic operations. As such, you can use a well-designed encryption context to help you track and audit the use of your encryption keys for particular projects or types of data.

AWS KMS also lets you use all or part of the encryption context as the condition for a permission in a policy or grant. For example, you can allow a user to use a root key to decrypt data only when the encryption context includes a particular value.

For details, see [Encryption Context](#) in the AWS Key Management Service Developer Guide.

- The [AWS Encryption SDK](#) also supports an optional encryption context in all cryptographic operations.

However, you do not provide the encryption context to the [decryption](#) operation. Instead, when it encrypts data, the SDK saves the encryption context (in [plaintext](#)) along with the ciphertext in the [encrypted message](#) that it returns. When you ask the SDK to decrypt the encrypted message, the SDK uses the encryption context that it saved.

You can still use the encryption context to provide an additional verification of your data. When you decrypt data, you can get and examine the encryption context and return the decrypted data only after verifying that the encryption context has the expected value.

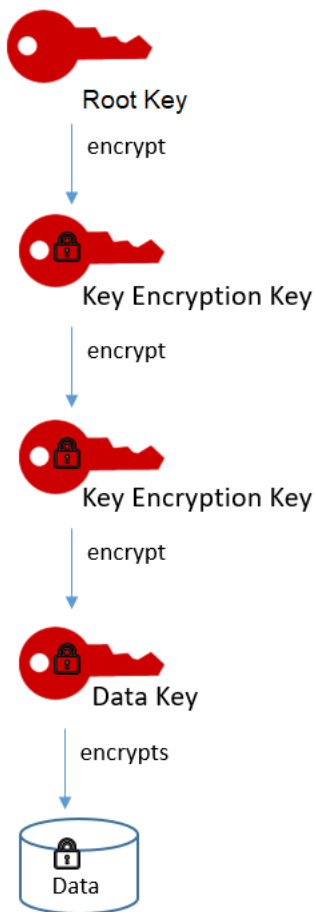
- The [AWS Database Encryption SDK](#) uses *encryption context* to mean something different from its use in AWS KMS or the AWS Encryption SDK. The *DynamoDB encryption context* is a collection of information about the table and table item that you pass to a cryptographic materials provider (CMP). It is not related to AAD.

## envelope encryption

A strategy for protecting the encryption keys that you use to encrypt your data. First, you encrypt [plaintext](#) data with a [data key](#). Then, to protect the data key, you encrypt it under another key, known as a [key encryption key](#).

Encrypting the data key is more efficient than reencrypting the data under the new key because it is quicker and produces a much smaller [ciphertext](#).

You can even encrypt the data encryption key under another encryption key and encrypt that encryption key under still another encryption key. But, eventually, one key must remain in plaintext so you can decrypt the keys and your data. This top-level plaintext key encryption key is known as the [root key](#), as shown in the following diagram.



Several [AWS cryptographic tools and services](#) support envelope encryption. [AWS Key Management Service](#) (AWS KMS) protects the root key that must remain in plaintext. It supplies root keys that never leave the service unencrypted. AWS KMS supports operations that generate data keys that are encrypted under your root key. You can use the data keys to encrypt your data outside of AWS KMS.

The [AWS Encryption SDK](#) automatically encrypts your data with a data key that is encrypted by a root key that you specify. The [AWS Database Encryption SDK](#) supports many [encryption](#) strategies, including envelope encryption with a KMS key or with keys that you provide.

### hardware security module (HSM)

A computing device that performs cryptographic operations and provides secure storage for cryptographic keys. Many HSMs have features that make them resistant to tampering or provide reliable tamper detection.

[AWS CloudHSM](#) lets you create, manage, and control your own HSMs in the cloud. [AWS Key Management Service](#) (AWS KMS) generates and protects the KMS keys that it provides in FIPS

140-2 validated HSMs that it manages for you. AWS KMS also lets you create your KMS keys in a [custom key store](#) backed by an AWS CloudHSM cluster that you own and manage.

## key encryption key

In [envelope encryption](#), a *key encryption key* is an encryption key that is used to encrypt a [data key](#) or another key encryption key. To protect the key encryption key, it is encrypted by using a [root key](#).

The term *key encryption key* refers to how the key is used, not how it is constructed. Like all encryption keys, a key encryption key is typically implemented as a byte array that meets the requirements of the [encryption algorithm](#) that uses it.

Several AWS services provide key encryption keys.

- The HSMs in a [AWS CloudHSM](#) cluster generate encryption keys that can be used as data keys, key encryption keys, or root keys.
- You can ask [AWS Key Management Service](#) (AWS KMS) to generate a [data key](#), then use that key as a key encryption key outside of AWS KMS.

## plaintext

Information or data in an unencrypted, unprotected, or human-readable form.

See also: [ciphertext](#).

## private key

One of two keys, along with [public keys](#), used to protect data in an [asymmetric encryption](#) scheme. Public and private keys are algorithmically generated in tandem: the public key is distributed to multiple trusted entities, and one of its paired private keys is distributed to a single entity. This way, a message can be *authenticated* because the public key signature proves that a trusted entity encrypted and sent it. The message contents can also be *secured* so that only a private key holder can decrypt it.

## public key

One of two keys, along with [private keys](#), used to protect data in an [asymmetric encryption](#) scheme. Public and private keys are algorithmically generated in tandem: the public key is distributed to multiple trusted entities, and one of its paired private keys is distributed to a single entity. This way, a message can be *authenticated* because the public key signature proves that a trusted entity encrypted and sent it. The message contents can also be *secured* so that only a private key holder can decrypt it.

## root key

In [envelope encryption](#), a root key is an encryption key that is used to encrypt other encryption keys, such as [data keys](#) and [key encryption keys](#). Unlike data keys and key encryption keys, root keys must be kept in [plaintext](#) so they can be used to decrypt the keys that they encrypted.

The term *root key* usually refers to how the key is used, not how it is constructed. Like all encryption keys, a root key is typically implemented as a byte array that meets the requirements of the [encryption algorithm](#) that uses it.

[AWS Key Management Service](#) (AWS KMS) generates and protect root keys. Its [KMS keys](#) are created, managed, used, and deleted entirely within AWS KMS.

Several AWS services provide root keys.

- The HSMs in a [AWS CloudHSM](#) cluster generate encryption keys that can be used as data keys, key encryption keys, or root keys.
- [AWS Key Management Service](#) (AWS KMS) generates and protects root keys. Its KMS keys are created, managed, used, and deleted entirely within AWS KMS.

## stream cipher

An algorithm that operates one bit of a data at a time rather than encrypting one block of data at a time as in [block ciphers](#).

## Cryptographic algorithms

An *encryption algorithm* is a formula or procedure that converts a plaintext message into an encrypted ciphertext. Modern algorithms use advanced mathematics and one or more encryption keys to make it relatively easy to encrypt a message but virtually impossible to decrypt it without knowing the keys. Algorithms generally require a source of randomness. They may also involve multiple layers of encryption, repeated permutation, and insertion of sequential one-time values to prevent attacks.

AWS cryptography services rely on secure, open-source encryption algorithms that are vetted by public standards bodies and academic research. Some AWS tools and services enforce the use of a specific algorithm, while others offer multiple algorithms and key sizes but recommend a default choice.

This section describes some of the algorithms that AWS tools and services support. They fall into two categories, symmetric and asymmetric, based on how their keys function.

## Topics

- [Symmetric algorithms](#)
- [Asymmetric algorithms](#)

## Symmetric algorithms

AWS cryptographic tools and services support two widely used symmetric algorithms.

- **AES** – [Advanced Encryption Standard](#) (AES) with 128-, 192-, or 256-bit keys. AES is often combined with [Galois/Counter Mode](#) (GCM) and known as AES-GCM.
- **Triple DES** – Triple DES (3DES) uses three 56-bit keys. The scheme works on a block of data by splitting it in two and iteratively applying arbitrary round functions derived from an initial function. Triple DES uses 48 rounds to encrypt a block of data.

For instance, AWS Key Management Service uses the Advanced Encryption Standard (AES) algorithm in Galois/Counter Mode (GCM) with 256-bit secret keys.

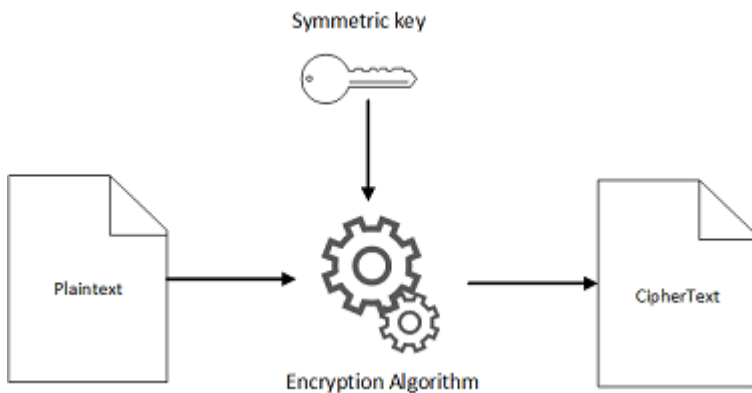
An encryption scheme is called *symmetric* if it uses the same key to both encrypt and decrypt a message. Technically, the encryption key  $e$  and decryption key  $d$  don't have to be exactly the same. All that's required is that it's computationally trivial to determine  $d$  when you know  $e$  and  $e$  when you know  $d$ . However, in most practical symmetric encryption schemes,  $e$  and  $d$  are the same.

### Note

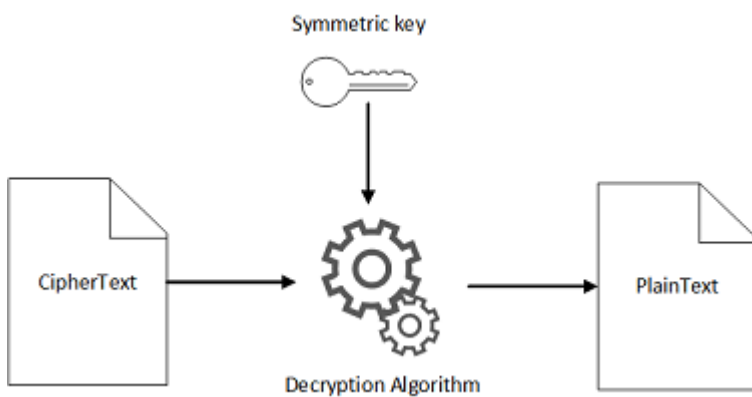
Symmetric encryption is also called *shared key*, *shared secret*, and *secret key* encryption. It is not called *private key* encryption. Convention reserves the term *private key* for asymmetric cryptography, which centers around the idea of a private key and a corresponding (but different) public key.

Symmetric key encryption requires that all intended message recipients have access to the shared key. Therefore, a secure communication channel must be established among the participants so that the key can be transmitted to each along with the ciphertext. This presents practical problems and limits the use of direct symmetric key exchange.

The following illustrations show how encryption and decryption work with symmetric keys and algorithms. In the first illustration, a symmetric key and algorithm are used to convert a plaintext message into ciphertext.



The following illustration shows the same secret key and symmetric algorithm being used to turn ciphertext back into plaintext.



Symmetric key ciphers may be either block ciphers or stream ciphers. A **block** cipher divides the plaintext message into fixed-length strings called blocks and encrypts one block at a time. Block ciphers are typically considered to be more powerful and practical primitives than stream ciphers, but they're also slower. **Stream** ciphers encrypt each unit of plaintext (such as a byte), one unit at a time, with a corresponding unit from a random key stream. The result is a single unit of ciphertext.

Both AES and 3DES are block ciphers.

## Asymmetric algorithms

AWS tools typically support **RSA** and **Elliptic Curve Cryptography (ECC)** asymmetric algorithms. These algorithms are useful for authentication and for establishing secure communication channels when it is inconvenient to share a symmetric key in advance. For example, Amazon CloudFront

supports a [long list](#) of asymmetric ciphers used by the SSL/TLS protocols to enable encrypted connections over the web.

An encryption scheme is called *asymmetric* if it uses one key — the public key — to encrypt and a different, but mathematically related, key — the private key — to decrypt. It must be computationally infeasible to determine the private key if the only thing one knows is the public key. Therefore, the public key can be distributed publicly while the private key is kept secret and secure. Together the keys are referred to as a *key pair*.

Another more common name for asymmetric encryption is *public-key* cryptography. Public-key cryptography is typically based on mathematical problems that are relatively easy to perform but cannot be easily reversed. These include factoring a large integer back into its component prime numbers and solving the elliptic curve discrete logarithm function. The RSA algorithm is based on the practical difficulty of factoring the product of two large prime numbers. Elliptic-curve cryptography is based on the difficulty of finding the discrete logarithm of a random point on an elliptic curve given a publicly known point.

## AWS cryptographic services and tools

AWS's cryptographic services utilize a wide range of encryption and storage technologies that can assure the integrity of your data at rest or in transit. AWS offers several tools for cryptographic operations:

- [AWS CloudHSM](#) provides [hardware security modules \(HSMs\)](#) that can securely store a variety of cryptographic keys, including [root keys](#) and [data keys](#).
- [AWS Key Management Service \(KMS\)](#) provides tools for generating [root keys](#) and other [data keys](#). AWS KMS also interacts with many other AWS services to encrypt their service-specific data.
- [AWS Encryption SDK](#) provides a client-side encryption library for implementing encryption and decryption operations on *all* types of data.
- [AWS Database Encryption SDK](#) provides a client-side encryption library for encrypting data tables before sending them to a database service, such as [Amazon DynamoDB](#).
- [AWS Secrets Manager](#) provides encryption and rotation of encrypted secrets used with [AWS-supported databases](#).

Many AWS services rely on these cryptographic services during data transfer or storage. For a list of such services and an overview of how they use cryptographic practices, see [Other AWS Services](#).



AWS cryptographic services comply with a wide range of cryptographic security standards, making it easy for you to protect your data without worrying about governmental or professional regulations. For a full list of AWS data security standard compliances, see [AWS Compliance Programs](#).

## AWS CloudHSM

AWS CloudHSM is a cryptographic service for creating and maintaining hardware security modules (HSMs) in your AWS environment. HSMs are computing devices that process cryptographic operations and provide secure storage for cryptographic keys. You can use AWS CloudHSM to offload SSL/TLS processing for web servers, protect private keys linked to an issuing certificate authority (CA), or enable Transparent Data Encryption (TDE) for Oracle databases.

When you use an HSM from AWS CloudHSM, you can perform a variety of cryptographic tasks:

- Generate, store, import, export, and manage cryptographic keys, including symmetric keys and asymmetric key pairs.
- Use symmetric and asymmetric algorithms to encrypt and decrypt data.
- Use cryptographic hash functions to compute message digests and hash-based message authentication codes (HMACs).
- Cryptographically sign data (including code signing) and verify signatures.
- Generate cryptographically secure random data.

AWS CloudHSM organizes HSMs in [clusters](#), which are automatically synchronized collections of HSMs within a given Availability Zone (AZ). By adding more HSMs to a cluster and distributing clusters across AZs, you can load balance the cryptographic operations being performed within your cloud environment and provide redundancy and high availability in case of AZ failure. Additionally, AWS CloudHSM periodically generates and stores [backups](#) of your clusters, making CloudHSM data recovery secure and simple.

The keys that you generate in AWS KMS are protected by [FIPS 140-2 validated cryptographic modules](#). If you want a managed service for creating and controlling encryption keys, but do not want or need to operate your own HSM, consider using [AWS Key Management Service](#).

To learn more about what you can do with AWS CloudHSM, see the [AWS CloudHSM User Guide](#).

## AWS Key Management Service

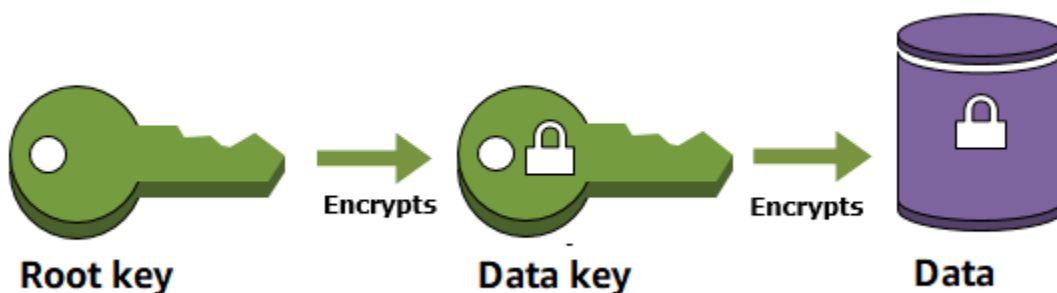
AWS Key Management Service (AWS KMS) is an AWS service that makes it easy for you to create and control the encryption keys that are used to encrypt your data. The AWS KMS keys that you create in AWS KMS are protected by [FIPS 140-2 validated cryptographic modules](#). They never leave AWS KMS unencrypted. To use or manage your KMS keys, you interact with AWS KMS.

[Many AWS services](#) are integrated with AWS KMS so they encrypt your data with KMS keys in your AWS account. AWS KMS is also integrated with [AWS CloudTrail](#) to deliver detailed logs of all cryptographic operations that use your KMS keys and management operations that change their configuration. This detailed logging helps you fulfill your auditing, regulatory and compliance requirements.

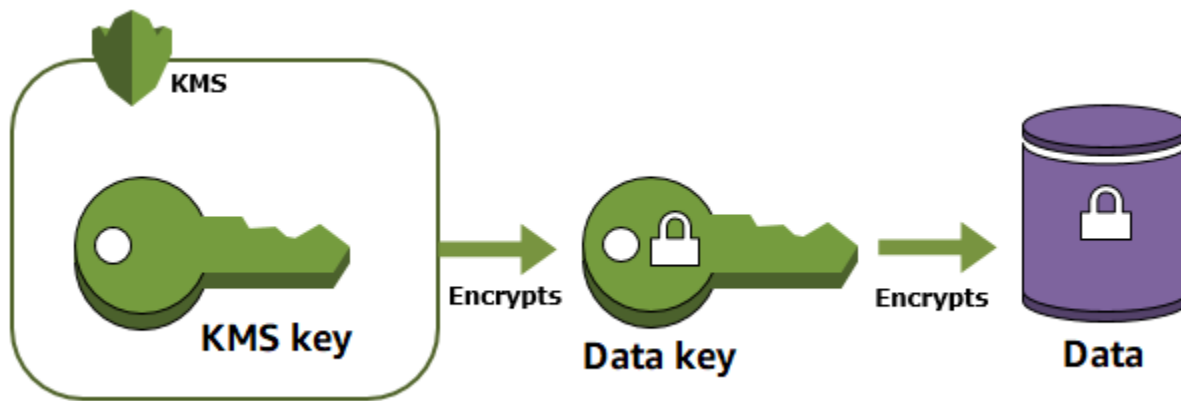
### Why use AWS KMS?

AWS KMS protects the *KMS keys* that protect your data.

In the classic scenario, you encrypt your data using data key A. But you need to protect data key A, so you encrypt data key A by using data key B. Now data key B is vulnerable, so you encrypt it by using data key C. And, so on. This encryption technique, which is called [envelope encryption](#), always leaves one last encryption key unencrypted so you can decrypt your encryption keys and data. That last unencrypted (or plaintext) key is called a *root key*.



AWS KMS protects your root keys. KMS keys are created, managed, used, and deleted entirely within AWS KMS. They never leave the service unencrypted. To use or manage your KMS keys, you call AWS KMS.



## Using and managing KMS keys

Symmetric KMS keys are 256-bit Advanced Encryption Standard (AES) keys that are not exportable. They spend their entire lifecycle entirely within AWS KMS.

You can also create asymmetric RSA or elliptic curve (ECC) KMS keys backed by asymmetric key pairs. The public key in each asymmetric KMS key is exportable, but the private key remains within AWS KMS.

You can create, view, and manage the KMS keys in your AWS account from the AWS Management Console and AWS KMS API operations. You have full control over your customer managed KMS keys.

You can:

- Establish policies that determine who can use and manage your KMS keys.
- Enable and disable your KMS keys.
- Enable and disable automatic rotation of the key material in your KMS keys.
- Schedule deletion of your KMS keys when you are finished using them.

You can also use your KMS keys in cryptographic operations. You can encrypt and decrypt small amounts of data directly under the KMS keys. But KMS keys are typically used to generate, encrypt, decrypt, and reencrypt exportable data keys that protect your data outside of AWS KMS. You can also give other AWS services permission to use your KMS keys on your behalf to encrypt the data that the service stores and manages for you.

## More resources and information

You can read about AWS Key Management Service in the [AWS Key Management Service Developer Guide](#) and the [AWS Key Management Service API Reference](#). If you have questions, read and post on the [AWS KMS Discussion Forum](#).

If you are required to control and manage the hardware security modules that generate and store your encryption keys, learn about [AWS CloudHSM](#).

If you need help using encryption keys to encrypt your data, such as the data keys that AWS KMS returns, learn about the [AWS Encryption SDK](#).

## AWS Encryption SDK

The [AWS Encryption SDK](#) is a client-side encryption library to help you implement best-practice encryption and decryption in any application even if you're not a cryptography expert.

The AWS Encryption SDK works on all types of data. Every successful call to encrypt returns a single portable, formatted encrypted message that contains metadata and the message ciphertext.

The AWS Encryption SDK offers advanced data protection features, including envelope encryption and additional authenticated data (AAD). It also offers secure, authenticated, symmetric key algorithm suites, such as 256-bit AES-GCM with key derivation and signing.

The AWS Encryption SDK is developed as an open source project. It is available in [multiple programming languages](#), including a [command line interface](#) that is supported on Linux, macOS, and Windows. All implementations are interoperable. For example, you can encrypt your data with the AWS Encryption SDK for Java and decrypt it with the AWS Encryption SDK for C. Or you can encrypt data with the AWS Encryption SDK for JavaScript library and decrypt it with the AWS Encryption CLI or the AWS Encryption SDK for Python.

For information about the AWS Encryption SDK, see the [AWS Encryption SDK Developer Guide](#).

## AWS Database Encryption SDK

### Note

On June 9, 2023, the Amazon DynamoDB Encryption Client was renamed to AWS Database Encryption SDK. The AWS Database Encryption SDK continues to support legacy DynamoDB Encryption Client versions.

The [AWS Database Encryption SDK](#) is a set of software libraries that enable you to include client-side encryption in your database design. The AWS Database Encryption SDK provides record-level encryption solutions. You specify which fields are encrypted and which fields are included in the signatures that ensure the authenticity of your data. Encrypting your sensitive data in transit and at rest helps ensure that your plaintext data isn't available to any third party, including AWS.

The AWS Database Encryption SDK for DynamoDB is designed especially for DynamoDB applications. It encrypts the attribute values in each table item using a unique encryption key. It then signs the item to protect it against unauthorized changes, such as adding or deleting attributes or swapping encrypted values. After you create and configure the required components, the AWS Database Encryption SDK transparently encrypts and signs your table items when you add them to a table. It also verifies and decrypts them when you retrieve them.

The AWS Database Encryption SDK is developed in open source. For more information about the AWS Database Encryption SDK, see the [AWS Database Encryption SDK Developer Guide](#).

## AWS Secrets Manager

AWS provides the service AWS Secrets Manager for easier management of secrets. *Secrets* can be database credentials, passwords, third-party API keys, and even arbitrary text. You can store and control access to these secrets centrally by using the Secrets Manager console, the Secrets Manager command line interface (CLI), or the Secrets Manager API and SDKs.

In the past, when you created a custom application to retrieve information from a database, you typically embedded the credentials, the secret, for accessing the database directly in the application. When the time came to rotate the credentials, you had to do more than just create new credentials. You had to invest time to update the application to use the new credentials. Then you distributed the updated application. If you had multiple applications with shared credentials and you missed updating one of them, the application failed. Because of this risk, many customers have chosen not to regularly rotate credentials, which effectively substitutes one risk for another.

Secrets Manager enables you to replace hardcoded credentials in your code, including passwords, with an API call to Secrets Manager to retrieve the secret programmatically. This helps ensure the secret can't be compromised by someone examining your code, because the secret no longer exists in the code. Also, you can configure Secrets Manager to automatically rotate the secret for you according to a specified schedule. This enables you to replace long-term secrets with short-term ones, significantly reducing the risk of compromise.

Secrets Manager encrypts the protected text of a secret by using [AWS Key Management Service \(AWS KMS\)](#). Many AWS services use AWS KMS for key storage and encryption. AWS KMS ensures secure encryption of your secret when at rest. Secrets Manager associates every secret with an AWS KMS key. It can be either the default AWS managed key for Secrets Manager for the account, or a customer managed key.

To learn more about what you can do with Secrets Manager, see the [AWS Secrets Manager User Guide](#).

## Other AWS services that use cryptography

The following AWS services also use cryptography to solve specialized problems.

Service	Description	Topic
<a href="#">Code Signing for AWS IoT</a>	Cryptographically sign code used by IoT devices in <a href="#">FreeRTOS</a> and <a href="#">AWS IoT</a> .	<a href="#">What is Code Signing for AWS IoT?</a>
<a href="#">Amazon Cognito</a>	Use secure identity pools and user pools to authenticate users through third-party identity providers (IdP).	<a href="#">Features of Amazon Cognito</a>
<a href="#">Amazon Managed Blockchain</a>	Creates and manage <a href="#">blockchain</a> networks on AWS.	<a href="#">Key Concepts: Blockchain Networks, Members, and Peer Nodes</a>
<a href="#">Amazon Quantum Ledger Database (QLDB)</a>	Establish immutable, cryptographically viable ledgers to track data changes in an application.	<a href="#">Amazon QLDB Features</a>

## How to choose an encryption tool or service

AWS offers several different cryptographic tools and services. This section is designed to help you learn about them and decide which tools and services you should use for your projects.

Most AWS services that store and manage your data support *server-side encryption*, where the service that stores and manages your data also transparently encrypts and decrypts it for you. AWS also supports *client-side encryption* libraries that you can include in your applications. These libraries make it easier to include best-practice encryption in your application, even if you are not a cryptography expert.

Before selecting your cryptographic tools and services, decide if you prefer client-side encryption, server-side encryption, or both. Your decision depends on the design of your application, the sensitivity of your data, and the security requirements of your organization. We try to make our client-side encryption libraries easy to use, but for most applications it's much easier to have an AWS service manage encryption transparently.

### What do you need to protect your data?

- Do you need to create and manage the hardware security modules that store your encryption keys? Consider the [AWS CloudHSM](#) service.
- Would you benefit from an AWS service that protects your encryption keys for you? Consider [AWS Key Management Service](#) (AWS KMS).
- Do you need to protect your data before you send it to AWS? Use a client-side encryption library, like the [AWS Encryption SDK](#), the [AWS Database Encryption SDK](#), or [Amazon S3 client-side encryption](#).

### What type of data do you need to protect?

- To protect DynamoDB table items before you send them to DynamoDB, use the [AWS Database Encryption SDK](#). But be sure that you need it. DynamoDB encryption at rest automatically protects all DynamoDB tables whenever they are written to disk.
- To protect Amazon S3 objects before you send them to an Amazon S3 bucket, use [Amazon S3 client-side encryption](#). Amazon S3 also offers [server-side encryption](#).
- To protect all other types of data at their source, use the [AWS Encryption SDK](#).

When choosing an SDK or an encryption client library, remember that they are not compatible. You cannot use one library to encrypt data and a different library to decrypt the data.

### Topics

- [When to use AWS Key Management Service \(AWS KMS\)](#)
- [When to use AWS CloudHSM](#)

- [When to use AWS Encryption SDK](#)
- [When to use the AWS Database Encryption SDK](#)

## When to use AWS Key Management Service (AWS KMS)

When you encrypt data, you need to protect your encryption key. If you encrypt your key, you need to protect its encryption key. Eventually, you must protect the highest level encryption key (known as a *root key*) in the hierarchy that protects your data. That's where AWS KMS comes in.

[AWS Key Management Service](#) (AWS KMS) lets you create, store, and manage KMS keys securely. Your KMS keys never leave AWS KMS unencrypted. To use a KMS key in a cryptographic operation, you call AWS KMS.

Additionally, you can create and manage [key policies](#) in AWS KMS, ensuring that only trusted users have access to KMS keys.

### When Do I Use It?

- Use AWS KMS to create and manage KMS keys. You can establish policies that determine who can use your KMS keys and how they can use them. You can track their use in transaction and audit logs, such as [AWS CloudTrail](#).
- You can use your KMS keys to encrypt small amounts of data (up to 4096 bytes). However, KMS keys are typically used to generate, encrypt, and decrypt the [data keys](#) that encrypt your data outside of AWS KMS. Unlike KMS keys, data keys can encrypt data of any size and format, including streamed data.

### When Do I Use Something Else?

- AWS KMS does not store or manage data keys, and you cannot use AWS KMS to encrypt or decrypt with data keys. To use data keys to encrypt and decrypt, use the AWS Encryption SDK.
- KMS keys are backed by [FIPS-validated](#) hardware service modules (HSMs) that AWS KMS manages. To manage your own HSMs, use [AWS CloudHSM](#).



## When to use AWS CloudHSM

[AWS CloudHSM](#) is a service for creating and managing cloud-based hardware security modules. A *hardware security module* (HSM) is a specialized security device that generates and stores cryptographic keys.

### When Do I Use It?

- Use AWS CloudHSM when you need to manage the HSMs that generate and store your encryption keys. In AWS CloudHSM, you create and manage HSMs, including creating users and setting their permissions. You also create the symmetric keys and asymmetric key pairs that the HSM stores.

### When Do I Use Something Else?

- If you need to secure your encryption keys in a service backed by FIPS-validated HSMs, but you do not need to manage the HSM, try [AWS Key Management Service](#).

## When to use AWS Encryption SDK

The [AWS Encryption SDK](#) is a client-side encryption library that makes it easier to encrypt and decrypt data of any type in your application. The Encryption SDK is available in [several programming languages](#), including a [command-line interface](#).

You can use the AWS Encryption SDK to encrypt your data before you send it to an AWS service. You can also use it with KMS keys in AWS Key Management Service (AWS KMS). However, the library does not require any AWS service.

When you encrypt data, the SDK returns a single, portable [encrypted message](#) that includes the encrypted data and encrypted data keys. This object is designed to work in many different types of applications. You can specify many of the encryption options, including selecting an encryption and signing algorithm.

### When Do I Use It?

- Use the AWS Encryption SDK to encrypt and decrypt data in a script or application. You can use it with [AWS Key Management Service](#) or any compatible [master key provider](#).

### When Do I Use Something Else?

- Many AWS services optionally encrypt the data that they store and manage for you. (This is known as *server-side encryption*.) Many of these services are [integrated with AWS KMS](#). For details, see the information about encryption options in the service documentation.
- You might want to use a client-side encryption library that includes special features for your data, such as [Amazon S3 client-side encryption](#) or the [AWS Database Encryption SDK](#).

When you choose an SDK or encryption client library, remember that libraries are not compatible with one another. That is, you cannot use one library to encrypt data and a different library to decrypt the data. Unless you need a feature provided only by a different library, use the AWS Encryption SDK.

## When to use the AWS Database Encryption SDK

### Note

On June 9, 2023, the Amazon DynamoDB Encryption Client was renamed to AWS Database Encryption SDK. The AWS Database Encryption SDK continues to support legacy DynamoDB Encryption Client versions.

The [AWS Database Encryption SDK](#) is a set of software libraries that enable you to include client-side encryption in your database design. The AWS Database Encryption SDK provides record-level encryption solutions. You specify which fields are encrypted and which fields are included in the signatures that ensure the authenticity of your data. Encrypting your sensitive data in transit and at rest helps ensure that your plaintext data isn't available to any third party, including AWS.

You can use the AWS Database Encryption SDK for DynamoDB to encrypt and sign your table items before you send them to DynamoDB. It is compatible with the [encryption at rest](#) server-side encryption feature that DynamoDB provides for all tables. For a detailed comparison of the AWS Database Encryption SDK for DynamoDB and DynamoDB encryption at rest, see the [Client-Side and Server-Side Encryption](#) topic in the *AWS Database Encryption SDK Developer Guide*.

### When Do I Use It?

- If you need to encrypt and sign DynamoDB table items before you send them to DynamoDB, use the AWS Database Encryption SDK for DynamoDB.

## When Do I Use Something Else?

- You can rely on the server-side [encryption at rest](#) feature that Amazon DynamoDB provides. DynamoDB transparently encrypts all tables before writing them to disk and transparently decrypts the tables when you get them. Encryption at rest is provided by default, and you cannot disable it. However, if your data security standards require it, you can use both the AWS Database Encryption SDK and encryption at rest on your table data.
- With the AWS Database Encryption SDK, you can specify which attribute values you encrypt and which attributes are included in the item signature.

# AWS PKI services

AWS provides multiple services that you can use to establish trust across the data transit process. These services are introduced in [AWS Public Key Infrastructure](#) and detailed thoroughly in their respective documentation sets.

## Topics

- [What is public key infrastructure?](#)
- [PKI concepts](#)
- [AWS public key infrastructure \(PKI\) services and tools](#)
- [How to choose a PKI service](#)

See also: [AWS cryptographic services and tools](#)

## What is public key infrastructure?

[Public key infrastructure \(PKI\)](#) is a system of hardware, software, people, policies, documents, and procedures. It includes the creation, issuance, management, distribution, usage, storage, and revocation of digital certificates. These certificates are then used to authenticate the identities of various actors across the data transfer process. They also assure that the data being moved between these actors is secured and encrypted in a way that both parties can decrypt. This way, information is only being sent to and received from [known and trusted](#) sources, and both parties are assured of the information's integrity. To learn more about the encryption and decryption processes that are used in data transfer and storage, see the [What is Cryptography?](#) section of this guide.

PKI trust is established by a [certificate authority](#), which is an organization or governing body that can issue certificates and verify the identity of the certificate requestor. AWS offers multiple PKI certificate authority services that can help you easily and securely manage your certificate infrastructure.

To learn more about the terms and concepts used in PKI, see [PKI Concepts](#).

# PKI concepts

As you work with AWS PKI tools and services, you are likely to encounter a number of basic concepts.

## Topics

- [asymmetric-key cryptography](#)
- [certificate authority \(CA\)](#)
- [certificate authority certificate](#)
- [certificate signature](#)
- [domain name](#)
- [Domain Name System \(DNS\)](#)
- [HTTPS](#)
- [private certificate](#)
- [public certificate](#)
- [public-key encryption](#)
- [public-key infrastructure \(PKI\)](#)
- [root certificate](#)
- [Secure Sockets Layer \(SSL\) and Transport Layer Security \(TLS\)](#)
- [SSL server certificates](#)
- [symmetric-key cryptography](#)
- [TCP](#)
- [trust](#)

## asymmetric-key cryptography

Also called *public-key cryptography*. The use of different but mathematically related keys to encrypt and to decrypt content. One of the keys is public and is typically made available in an X.509 version 3 certificate. The other key is private and is stored securely. The X.509 certificate binds the identity of a user, computer, or other resource (the certificate subject) to the public key. See also: [symmetric-key cryptography](#).

## certificate authority (CA)

A trusted third party that issues (and, if necessary, revokes) digital certificates. The most common type of certificate is based on the ISO X.509 standard. An X.509 certificate affirms the identity of the certificate subject and binds that identity to a public key. The subject can be a user, an application, a computer, or other device. The CA [signs a certificate](#) by hashing its contents and then encrypting the hash with the private key corresponding to the public key in the certificate. A client application such as a web browser that needs to affirm the identity of a subject uses the public key to decrypt the certificate signature. It then hashes the certificate contents and compares the hashed value to the decrypted signature to determine whether they match.

For information about certificate signing, see [certificate signature](#).

A CA can be either public or private:

- Public CA—A commercial, non-profit, or government entity that issues certificates that are universally valid.
- Private CA—An entity within an organization that issues certificate that are valid only inside the organization.

## certificate authority certificate

A certificate that affirms the identity of the [certificate authority \(CA\)](#) and binds it to the public key that is contained in the certificate.

## certificate signature

An encrypted hash over a certificate that affirms the integrity of the certificate data. The encrypted hash is known as a digital signature. Your private CA creates a signature by using a hash function (such as SHA256) over the variable-sized certificate content to produce an irreversible fixed-size data string. The fixed data is called a hash. The CA then encrypts the hash value with its private key and concatenates the encrypted hash with the certificate.

To validate a signed certificate, a client application uses the CA public key to decrypt the signature. The client then uses the same signing algorithm that the CA used to compute a hash over the rest of the certificate. Note that the signing algorithm used by the CA is listed in the certificate. If the computed hash value is the same as the decrypted hash value, the certificate has not been tampered with.

## domain name

A text string such as `www.example.com` that can be translated by the Domain Name System (DNS) into an IP address. Computer networks, including the internet, use IP addresses rather than text names. A domain name consists of distinct labels separated by periods:

### TLD

The rightmost label of a domain name, or top-level domain. Common examples include `.com`, `.net`, and `.edu`. Also, the TLD for entities that are registered in some countries is an abbreviation of the country name and is called a country code. Examples include `.uk` for the United Kingdom, `.ru` for Russia, and `.fr` for France. When country codes are used, a second-level hierarchy for the TLD is often introduced to identify the type of the registered entity. For example, the `.co.uk` TLD identifies commercial enterprises in the United Kingdom.

### apex domain

The portion of a domain name that includes and expands on the top-level domain. For domain names that include a country code, the apex domain includes the code and the labels, if any, that identify the type of the registered entity. The apex domain does not include subdomains (see the following paragraph). In `www.example.com`, the name of the apex domain is `example.com`. In `www.example.co.uk`, the name of the apex domain is `example.co.uk`. Other names that are often used instead of apex include *base*, *bare*, *root*, *root apex*, or *zone apex*.

### subdomain

The portion of a domain name (if present) that precedes the apex domain name and is separated from it and from other subdomains by a period. The most common subdomain name is `www`, but any name is possible. Also, subdomain names can have multiple levels. For example, in `jake.dog.animals.example.com`, the subdomains are `jake`, `dog`, and `animals` in that order.

### FQDN

Fully qualified domain name. The FQDN is the complete DNS name for a computer, website, or other resource that is connected to a network or to the internet. For example `aws.amazon.com` is the FQDN for Amazon Web Services. An FQDN includes all domains up to the top-level domain. For example, `[subdomain1].[subdomain2]. . . [subdomainn].[apex domain].[top-level domain]` represents the general format of an FQDN.

## PQDN

Partially qualified domain name. A PQDN is not fully qualified and is ambiguous. A name such as `[subdomain1.subdomain2.]` is a PQDN because the root domain cannot be determined.

### registration

The right to use a domain name that is delegated by domain name registrars. Registrars are typically accredited by the Internet Corporation for Assigned Names and Numbers (ICANN). In addition, other organizations called registries maintain the TLD databases. When you request a domain name, the registrar sends your information to the appropriate TLD registry. The registry assigns a domain name, updates the TLD database, and publishes your information to WHOIS. Typically, domain names must be purchased.

## Domain Name System

A hierarchical distributed naming system for computers and other resources connected to the internet or a private network. DNS is primarily used to translate textual domain names, such as `aws.amazon.com`, into numerical IP (internet protocol) addresses of the form `111.222.333.444`. The DNS database for your domain, however, contains a number of records that can be used for other purposes. For example, with [AWS Certificate Manager](#) you can use a CNAME record to validate that you own or control a domain when you request a certificate.

## HTTPS

The abbreviation for *HTTP over [SSL/TLS](#)*, a secure form of Hypertext Transfer Protocol (HTTP) that is supported by all major browsers and servers. All HTTP requests and responses are encrypted before being sent across a network, thereby providing transport security. HTTPS combines the HTTP protocol with [symmetric](#), [asymmetric](#), and X.509 certificate-based cryptographic techniques. HTTPS works by inserting a cryptographic security layer below the HTTP application layer and above the [TCP](#) transport layer in the Open Systems Interconnection (OSI) model. The security layer uses the Secure Sockets Layer (SSL) protocol or the Transport Layer Security (TLS) protocol.

### private certificate

An [SSL/TLS](#) certificate that authenticates the identity of a resource in a private PKI. [Trust](#) in a private certificate rests on the integrity of the private certificate authority (CA) that issued it.

Not to be confused with the private (secret) key of a public-key encryption key pair.

See also [public certificate](#).



## public certificate

An [SSL/TLS](#) certificate that authenticates the identity of a resource in a public PKI. [Trust](#) in a public certificate rests on the integrity of the public certificate authority (CA) that issued it.

Not to be confused with the public key of a public-key encryption key pair.

See also [private certificate](#).

## public-key encryption (PKI)

See [asymmetric-key encryption](#).

## public-key infrastructure (PKI)

A comprehensive system that enables the creation, issuance, management, distribution, use, storage, and revocation of digital certificates. A PKI consists of people, hardware, software, policies, documents, and procedures. A public PKI is used to secure communication in the world at large (for example, over the internet) and derives its authority from one or more public certificate authorities (CAs). A private PKI is used to secure communications within an organization, derives its authority from one or more private CAs, and has no validity outside the organization.

The "public key" of public key infrastructure refers to [public-key encryption](#).

## root certificate

The certificate issued by the [certificate authority \(CA\)](#) that is at the top of the CA hierarchy. A certificate authority typically exists within a hierarchical structure that contains multiple other CAs with clearly defined parent-child relationships between them. Child or subordinate CAs are certified by their parent CAs, creating a certificate chain. The CA at the top of the hierarchy is referred to as the root CA, and its certificate is called the root certificate. This certificate is typically self-signed.

## Secure Sockets Layer (SSL) and Transport Layer Security (TLS)

Cryptographic protocols that provide communication security over a computer network. TLS is the successor of SSL. They both use X.509 certificates to authenticate the server. Both protocols negotiate a symmetric key between the client and the server that is used to encrypt data flowing between the two entities.

## SSL/TLS server certificate

An X.509 version 3 data structure that binds the public key in the certificate to the subject of the certificate and is signed by a [certificate authority \(CA\)](#). An SSL/TLS certificate contains

the name of the server, the validity period, the public key, the signature algorithm, and more. Server certificates are required for HTTPS transactions to authenticate a server.

## symmetric-key cryptography

The practice of using the same key to encrypt and to decrypt data. See also: [asymmetric-key cryptography](#).

## Transmission Control Protocol (TCP)

As part of the TCP/IP stack, TCP is one of the main sets of rules used when sending data between networks. By verifying the order in which information is received, TCP assures the quality of transmissions across hosts and servers. TCP standards are regulated by the [Internet Engineering Task Force \(IETF\)](#).

## trust

The reliability of a website's identity as established by verifying the website's certificate. Browsers trust only a small number of certificates known as CA [root certificates](#). A trusted third party, known as a [certificate authority \(CA\)](#), validates the identity of the website and issues a signed digital certificate to the website's operator. The browser can then check the digital signature to validate the identity of the website. If validation is successful, the browser displays a lock icon in the address bar.

# AWS public key infrastructure (PKI) services and tools

AWS offers multiple PKI services that can help you easily and securely manage your certificate infrastructure. The primary AWS offerings for PKI are tightly linked:

- [AWS Certificate Manager \(ACM\)](#) is used to generate, issue, and manage [public and private SSL/TLS certificates](#) for use with your AWS based websites and applications.
- [AWS Private Certificate Authority \(ACM PCA\)](#) is a managed private certificate authority (CA) service with which you can manage your CA infrastructure and your [private certificates](#).

Many AWS services rely on these PKI services to authenticate the actors involved in a data transfer process. For a list of such services and an overview of how they use PKI practices, see [Other AWS Services That Use SSL/TLS Certificates](#).

AWS PKI services comply with a wide range of security standards, making it easy for you to protect your data without worrying about governmental or professional regulations. For a full list of AWS data security standard compliances, see [AWS Compliance Programs](#).

## AWS Certificate Manager

AWS Certificate Manager is a [PKI](#) service that handles the complexity of creating and managing [public SSL/TLS certificates](#) for your AWS based websites and applications. These public certificates verify the identity and authenticity of your web server and the ownership of your public keys. In doing so, public certificates initiate a [trusted, encrypted](#) connection between you and your users. You can also use ACM in conjunction with [AWS Private Certificate Authority](#) to create and manage private certificates, which can be used to authenticate the identity of internal organization entities. Certificates in ACM, whether generated in ACM or imported from a third-party authority, can secure multiple domain names and multiple names within a domain. You can also use ACM to create wildcard SSL certificates that can protect an unlimited number of subdomains.

You can use ACM to perform a variety of PKI-related tasks, including the generation, validation, renewal, maintenance, and deletion of public and private certificates. For more information about ACM, see the [AWS Certificate Manager User Guide](#).

## AWS Private Certificate Authority

AWS Private Certificate Authority is a managed private CA service that extends ACM certificate management to private certificates. With private certificates you can authenticate resources inside an organization. Private certificates allow entities like users, web servers, VPN users, internal API endpoints, and IoT devices to prove their identity and establish encrypted communications channels. With AWS Private CA, you can create complete CA hierarchies, including root and subordinate CAs, without the investment and maintenance costs of operating your own certificate authority.

With a private CA, you avoid many of the constraints that are imposed on public certificates and CAs. Using the AWS Private CA console and API operations, you can do the following:

- Create certificates with any subject name you want.
- Create certificates with any expiration date you want.
- Use any supported private key algorithm and key length.
- Use any supported signing algorithm.

- Configure certificates in bulk using templates.

For more information about AWS Private CA, see the [AWS Private Certificate Authority User Guide](#).

## Other AWS services that use X.509 public key certificates

The following AWS services also include features that allow you to manage and implement X.509 public key certificates for use as [SSL/TLS certificates](#) or for code signing.

Service	Description	Topic
<a href="#">Amazon API Gateway</a>	Establish a custom API and manage the API domain information.	<a href="#">Set Up Custom Domain Name for an API Gateway</a>
<a href="#">AWS CloudFormation</a>	Automatically provision AWS resources, including ACM certificates.	<a href="#">Request an ACM Certificate</a>
<a href="#">Amazon CloudFront</a>	Distribute dynamic and static web content to end users as efficiently as possible.	<a href="#">Choosing How CloudFront Serves HTTPS Requests</a>
<a href="#">Code Signing for AWS IoT</a>	Cryptographically sign code using a certificate such as those provisioned by ACM.	<a href="#">What is Code Signing for AWS IoT?</a>
<a href="#">Elastic Beanstalk</a>	Easily deploy applications in the AWS Cloud with automated infrastructure provisioning.	<a href="#">Configure Your Load Balancer to Terminate HTTPS</a>
<a href="#">Elastic Load Balancing</a>	Distribute incoming application traffic across multiple Amazon EC2 instances as efficiently as possible.	<a href="#">HTTPS Listener for Your Application Load Balancer</a>

## How to choose a PKI service

AWS offers two primary PKI services, [ACM](#) and [AWS Private CA](#). Use the guidance here to help you decide which service to use for a given scenario.

### When to use ACM

A public [SSL/TLS](#) certificate is required to authenticate the identity of your web server and establish a secure connection with any trustworthy host it might interact with. With ACM, you can easily create and manage public and private SSL/TLS certificates or import an external [public certificate](#) into your AWS environment.

#### When Do I Use It?

Use ACM when you need to create a new public certificate, renew a public certificate created with ACM, or import an existing public certificate into your AWS environment.

Use ACM to generate a private certificate and manage it within the same environment as your public certificates. You must first use AWS Private CA to establish a private CA from which private certificates can be validated. Private certificates created in ACM are bound by the following restrictions:

- They must use [RSA-2048 keys](#) and [SHA-256 hashing](#).
- They must be renewed after 13 months.
- Their subject must be a [DNS](#) name.

### When to use AWS Private CA

Private certificates are issued by a [private CA](#) and are exclusively used for authentication between entities within your organization. As a result, private certificates cannot be publically trusted. AWS Private CA lets you establish a private CA and use it to create and manage private certificates under its authority. Private certificates can be managed by AWS Private CA as a standalone service or in conjunction with ACM.

- Use AWS Private CA if you need to create an internal CA for further authentication operations.
- Use AWS Private CA if you need to generate a private certificate for internal entity authentication.

**Note**

ACM can also generate private certificates once a private CA has been established. But AWS Private CA gives you more control over the management and encryption protocols of those private certificates.

# Document history for AWS cryptography services

Change	Description	Date
<a href="#">Initial release</a>	Initial release of this documentation.	December 1, 2018