



API reference

AWS Organizations



AWS Organizations: API reference

Copyright © 2024 Amazon Web Services, Inc. and/or its affiliates. All rights reserved.

Amazon's trademarks and trade dress may not be used in connection with any product or service that is not Amazon's, in any manner that is likely to cause confusion among customers, or in any manner that disparages or discredits Amazon. All other trademarks not owned by Amazon are the property of their respective owners, who may or may not be affiliated with, connected to, or sponsored by Amazon.

Table of Contents

Welcome	1
Actions	4
AcceptHandshake	6
Request Syntax	6
Request Parameters	6
Response Syntax	7
Response Elements	8
Errors	8
Examples	12
See Also	14
AttachPolicy	15
Request Syntax	15
Request Parameters	15
Response Elements	16
Errors	16
Examples	23
See Also	24
CancelHandshake	25
Request Syntax	25
Request Parameters	25
Response Syntax	26
Response Elements	26
Errors	27
Examples	29
See Also	31
CloseAccount	32
Request Syntax	32
Request Parameters	33
Response Elements	33
Errors	33
Examples	40
See Also	40
CreateAccount	41
Request Syntax	42

Request Parameters	43
Response Syntax	45
Response Elements	46
Errors	46
Examples	52
See Also	53
CreateGovCloudAccount	55
Request Syntax	57
Request Parameters	58
Response Syntax	61
Response Elements	61
Errors	61
Examples	68
See Also	69
CreateOrganization	70
Request Syntax	70
Request Parameters	70
Response Syntax	71
Response Elements	71
Errors	71
Examples	78
See Also	79
CreateOrganizationalUnit	81
Request Syntax	81
Request Parameters	81
Response Syntax	82
Response Elements	83
Errors	83
Examples	89
See Also	90
CreatePolicy	91
Request Syntax	91
Request Parameters	91
Response Syntax	93
Response Elements	93
Errors	94

Examples	100
See Also	101
DeclineHandshake	103
Request Syntax	103
Request Parameters	103
Response Syntax	104
Response Elements	104
Errors	105
Examples	107
See Also	109
DeleteOrganization	110
Response Elements	110
Errors	110
Examples	113
See Also	113
DeleteOrganizationalUnit	114
Request Syntax	114
Request Parameters	114
Response Elements	114
Errors	115
Examples	117
See Also	118
DeletePolicy	119
Request Syntax	119
Request Parameters	119
Response Elements	119
Errors	120
Examples	122
See Also	123
DeleteResourcePolicy	124
Response Elements	124
Errors	124
See Also	129
DeregisterDelegatedAdministrator	130
Request Syntax	130
Request Parameters	130

Response Elements	131
Errors	131
Examples	138
See Also	138
DescribeAccount	139
Request Syntax	139
Request Parameters	139
Response Syntax	139
Response Elements	140
Errors	140
Examples	142
See Also	143
DescribeCreateAccountStatus	144
Request Syntax	144
Request Parameters	144
Response Syntax	144
Response Elements	145
Errors	145
Examples	148
See Also	148
DescribeEffectivePolicy	150
Request Syntax	150
Request Parameters	150
Response Syntax	151
Response Elements	151
Errors	151
See Also	158
DescribeHandshake	159
Request Syntax	159
Request Parameters	159
Response Syntax	160
Response Elements	160
Errors	161
Examples	163
See Also	164
DescribeOrganization	166

Response Syntax	166
Response Elements	166
Errors	167
Examples	168
See Also	169
DescribeOrganizationalUnit	170
Request Syntax	170
Request Parameters	170
Response Syntax	170
Response Elements	171
Errors	171
Examples	173
See Also	174
DescribePolicy	175
Request Syntax	175
Request Parameters	175
Response Syntax	175
Response Elements	176
Errors	176
Examples	179
See Also	180
DescribeResourcePolicy	181
Response Syntax	181
Response Elements	181
Errors	181
See Also	186
DetachPolicy	187
Request Syntax	187
Request Parameters	187
Response Elements	188
Errors	188
Examples	195
See Also	196
DisableAWSServiceAccess	197
Request Syntax	198
Request Parameters	198

Response Elements	198
Errors	198
Examples	205
See Also	205
DisablePolicyType	206
Request Syntax	206
Request Parameters	206
Response Syntax	207
Response Elements	207
Errors	208
Examples	214
See Also	215
EnableAllFeatures	217
Response Syntax	217
Response Elements	218
Errors	218
Examples	222
See Also	223
EnableAWSServiceAccess	224
Request Syntax	224
Request Parameters	224
Response Elements	225
Errors	225
Examples	231
See Also	231
EnablePolicyType	233
Request Syntax	233
Request Parameters	233
Response Syntax	234
Response Elements	234
Errors	235
Examples	241
See Also	242
InviteAccountToOrganization	244
Request Syntax	244
Request Parameters	245

Response Syntax	246
Response Elements	247
Errors	247
Examples	255
See Also	256
LeaveOrganization	258
Response Elements	259
Errors	259
Examples	265
See Also	266
ListAccounts	267
Request Syntax	267
Request Parameters	267
Response Syntax	268
Response Elements	268
Errors	269
Examples	271
See Also	273
ListAccountsForParent	274
Request Syntax	274
Request Parameters	274
Response Syntax	275
Response Elements	276
Errors	276
Examples	279
See Also	280
ListAWSServiceAccessForOrganization	281
Request Syntax	281
Request Parameters	281
Response Syntax	282
Response Elements	282
Errors	283
Examples	289
See Also	289
ListChildren	291
Request Syntax	291

Request Parameters	291
Response Syntax	293
Response Elements	293
Errors	294
Examples	296
See Also	297
ListCreateAccountStatus	298
Request Syntax	298
Request Parameters	298
Response Syntax	299
Response Elements	300
Errors	300
Examples	303
See Also	304
ListDelegatedAdministrators	305
Request Syntax	305
Request Parameters	305
Response Syntax	306
Response Elements	307
Errors	307
Examples	313
See Also	314
ListDelegatedServicesForAccount	316
Request Syntax	316
Request Parameters	316
Response Syntax	317
Response Elements	317
Errors	318
Examples	324
See Also	325
ListHandshakesForAccount	326
Request Syntax	326
Request Parameters	326
Response Syntax	327
Response Elements	328
Errors	329

Examples	331
See Also	333
ListHandshakesForOrganization	334
Request Syntax	334
Request Parameters	334
Response Syntax	336
Response Elements	336
Errors	337
Examples	339
See Also	342
ListOrganizationalUnitsForParent	343
Request Syntax	343
Request Parameters	343
Response Syntax	344
Response Elements	345
Errors	345
Examples	348
See Also	349
ListParents	350
Request Syntax	350
Request Parameters	350
Response Syntax	352
Response Elements	352
Errors	353
Examples	355
See Also	356
ListPolicies	357
Request Syntax	357
Request Parameters	357
Response Syntax	358
Response Elements	359
Errors	359
Examples	362
See Also	363
ListPoliciesForTarget	365
Request Syntax	365

Request Parameters	365
Response Syntax	367
Response Elements	367
Errors	368
Examples	370
See Also	371
ListRoots	373
Request Syntax	373
Request Parameters	373
Response Syntax	374
Response Elements	375
Errors	375
Examples	378
See Also	379
ListTagsForResource	380
Request Syntax	380
Request Parameters	380
Response Syntax	381
Response Elements	381
Errors	382
Examples	384
See Also	385
ListTargetsForPolicy	386
Request Syntax	386
Request Parameters	386
Response Syntax	387
Response Elements	388
Errors	388
Examples	391
See Also	392
MoveAccount	393
Request Syntax	393
Request Parameters	393
Response Elements	394
Errors	394
Examples	397

See Also	398
PutResourcePolicy	399
Request Syntax	399
Request Parameters	399
Response Syntax	400
Response Elements	400
Errors	401
See Also	407
RegisterDelegatedAdministrator	408
Request Syntax	408
Request Parameters	408
Response Elements	409
Errors	409
Examples	415
See Also	416
RemoveAccountFromOrganization	417
Request Syntax	417
Request Parameters	417
Response Elements	418
Errors	418
Examples	424
See Also	425
TagResource	426
Request Syntax	426
Request Parameters	426
Response Elements	427
Errors	427
Examples	434
See Also	434
UntagResource	435
Request Syntax	435
Request Parameters	435
Response Elements	436
Errors	436
Examples	442
See Also	443

UpdateOrganizationalUnit	444
Request Syntax	444
Request Parameters	444
Response Syntax	445
Response Elements	445
Errors	445
Examples	448
See Also	449
UpdatePolicy	450
Request Syntax	450
Request Parameters	450
Response Syntax	451
Response Elements	452
Errors	452
Examples	459
See Also	460
API operations by account	462
Operations you can call from only the organization's management account	462
Operations you can call from only the organization's management account or a member account designated as a delegated administrator	462
Operations you can call from only a member account in the organization	464
Operations you can call from any account in the organization	464
Data Types	465
Account	467
Contents	467
See Also	469
Child	470
Contents	470
See Also	470
CreateAccountStatus	472
Contents	472
See Also	475
DelegatedAdministrator	476
Contents	476
See Also	477
DelegatedService	479

Contents	479
See Also	479
EffectivePolicy	480
Contents	480
See Also	481
EnabledServicePrincipal	482
Contents	482
See Also	482
Handshake	483
Contents	483
See Also	485
HandshakeFilter	487
Contents	487
See Also	487
HandshakeParty	489
Contents	489
See Also	489
HandshakeResource	490
Contents	490
See Also	491
Organization	492
Contents	492
See Also	494
OrganizationalUnit	495
Contents	495
See Also	496
Parent	497
Contents	497
See Also	497
Policy	499
Contents	499
See Also	499
PolicySummary	500
Contents	500
See Also	501
PolicyTargetSummary	503

Contents	503
See Also	504
PolicyTypeSummary	505
Contents	505
See Also	505
ResourcePolicy	506
Contents	506
See Also	506
ResourcePolicySummary	507
Contents	507
See Also	507
Root	508
Contents	508
See Also	509
Tag	510
Contents	510
See Also	510
Common Parameters	512
Common Errors	515

Welcome to the AWS Organizations API Reference

AWS Organizations is a web service that enables you to consolidate your multiple AWS accounts into an *organization* and centrally manage your accounts and their resources.

This guide provides descriptions of the Organizations API. For more information about using this service, see the [AWS Organizations User Guide](#).

API version

This version of the Organizations API Reference documents the Organizations API version 2016-11-28.

Note

As an alternative to using the API directly, you can use one of the AWS SDKs, which consist of libraries and sample code for various programming languages and platforms (Java, Ruby, .NET, iOS, Android, and more). The SDKs provide a convenient way to create programmatic access to AWS Organizations. For example, the SDKs take care of cryptographically signing requests, managing errors, and retrying requests automatically. For more information about the AWS SDKs, including how to download and install them, see [Tools for Amazon Web Services](#).

We recommend that you use the AWS SDKs to make programmatic API calls to Organizations. However, you also can use the Organizations Query API to make direct calls to the Organizations web service. To learn more about the Organizations Query API, see [Calling the API by making HTTP Query requests](#) in the *AWS Organizations User Guide*. Organizations supports GET and POST requests for all actions. That is, the API doesn't require you to use GET for some actions and POST for others. However, GET requests are subject to the limitation size of a URL. Therefore, for operations that require larger sizes, use a POST request.

Signing requests

When you send HTTP requests to AWS, sign the requests so that AWS can identify who sent them. You sign requests with your AWS access key, which consists of an access key ID and a secret access key. We strongly recommend that you don't create an access key for your root account. Anyone who has the access key for your root account has unrestricted access to all the resources

in your account. Instead, create an access key for an IAM user that has administrative permissions. As another option, use AWS Security Token Service (AWS STS) to generate temporary security credentials, and use those credentials to sign requests.

To sign requests, we recommend that you use [Signature Version 4](#). If you have an existing application that uses Signature Version 2, you don't have to update it to use Signature Version 4. However, some operations now require Signature Version 4. The documentation for operations that require version 4 indicate this requirement.

When you use the AWS Command Line Interface (AWS CLI) or one of the AWS SDKs to make requests to AWS, these tools automatically sign the requests for you with the access key that you specify when you configure the tools.

In this release, each organization can have only one root.

Support and feedback for AWS Organizations

We welcome your feedback. Send your comments to feedback-awsorganizations@amazon.com or post your feedback and questions in the [AWS Organizations support forum](#). For more information about the AWS support forums, see [Forums Help](#).

Endpoint to call When using the AWS CLI or the AWS SDK

For the current release of Organizations, specify the us-east-1 Region for all AWS API and AWS CLI calls made from the commercial AWS Regions outside of China. If calling from one of the AWS Regions in China, then specify cn-northwest-1. You can do this in the AWS CLI by using these parameters and commands:

- Use the following parameter with each command to specify both the endpoint and its region:

```
--endpoint-url https://organizations.us-east-1.amazonaws.com (from commercial AWS Regions outside of China)
```

or

```
--endpoint-url https://organizations.cn-northwest-1.amazonaws.com.cn (from AWS Regions in China)
```

- Use the default endpoint, but configure your default region with this command:

```
aws configure set default.region us-east-1 (from commercial AWS Regions outside of China)
```

or

```
aws configure set default.region cn-northwest-1 (from AWS Regions in China)
```

- Use the following parameter with each command to specify the endpoint:

```
--region us-east-1 (from commercial AWS Regions outside of China)
```

or

```
--region cn-northwest-1 (from AWS Regions in China)
```

For the various SDKs used to call the APIs, see the documentation for the SDK of interest to learn how to direct the requests to a specific endpoint. For more information, see [Regional endpoints](#) in the *Amazon Web Services General Reference*.

How examples are presented

The JSON returned by the AWS Organizations service as response to your requests arrives as a single long string without line breaks or formatting whitespace. The examples in this guide include both line breaks and whitespace to improve readability. When example input parameters also would result in long strings that would extend beyond the screen, we insert line breaks to enhance readability. Always submit the input as a single JSON text string.

Recording API Requests

AWS Organizations supports AWS CloudTrail, a service that records AWS API calls for your AWS account and delivers log files to an Amazon S3 bucket. By using information collected by CloudTrail, you can determine which requests the Organizations service received, who made the request and when, and so on. For more about AWS Organizations and its support for CloudTrail, see [Logging AWS Organizations API calls with AWS CloudTrail](#) in the *AWS Organizations User Guide*. To learn more about CloudTrail, including how to turn it on and find your log files, see the [AWS CloudTrail User Guide](#).

Actions

The following actions are supported:

- [AcceptHandshake](#)
- [AttachPolicy](#)
- [CancelHandshake](#)
- [CloseAccount](#)
- [CreateAccount](#)
- [CreateGovCloudAccount](#)
- [CreateOrganization](#)
- [CreateOrganizationalUnit](#)
- [CreatePolicy](#)
- [DeclineHandshake](#)
- [DeleteOrganization](#)
- [DeleteOrganizationalUnit](#)
- [DeletePolicy](#)
- [DeleteResourcePolicy](#)
- [DeregisterDelegatedAdministrator](#)
- [DescribeAccount](#)
- [DescribeCreateAccountStatus](#)
- [DescribeEffectivePolicy](#)
- [DescribeHandshake](#)
- [DescribeOrganization](#)
- [DescribeOrganizationalUnit](#)
- [DescribePolicy](#)
- [DescribeResourcePolicy](#)
- [DetachPolicy](#)
- [DisableAWSServiceAccess](#)
- [DisablePolicyType](#)
- [EnableAllFeatures](#)

- [EnableAWSServiceAccess](#)
- [EnablePolicyType](#)
- [InviteAccountToOrganization](#)
- [LeaveOrganization](#)
- [ListAccounts](#)
- [ListAccountsForParent](#)
- [ListAWSServiceAccessForOrganization](#)
- [ListChildren](#)
- [ListCreateAccountStatus](#)
- [ListDelegatedAdministrators](#)
- [ListDelegatedServicesForAccount](#)
- [ListHandshakesForAccount](#)
- [ListHandshakesForOrganization](#)
- [ListOrganizationalUnitsForParent](#)
- [ListParents](#)
- [ListPolicies](#)
- [ListPoliciesForTarget](#)
- [ListRoots](#)
- [ListTagsForResource](#)
- [ListTargetsForPolicy](#)
- [MoveAccount](#)
- [PutResourcePolicy](#)
- [RegisterDelegatedAdministrator](#)
- [RemoveAccountFromOrganization](#)
- [TagResource](#)
- [UntagResource](#)
- [UpdateOrganizationalUnit](#)
- [UpdatePolicy](#)

AcceptHandshake

Sends a response to the originator of a handshake agreeing to the action proposed by the handshake request.

You can only call this operation by the following principals when they also have the relevant IAM permissions:

- **Invitation to join** or **Approve all features request** handshakes: only a principal from the member account.

The user who calls the API for an invitation to join must have the `organizations:AcceptHandshake` permission. If you enabled all features in the organization, the user must also have the `iam:CreateServiceLinkedRole` permission so that AWS Organizations can create the required service-linked role named `AWSServiceRoleForOrganizations`. For more information, see [AWS Organizations and service-linked roles](#) in the *AWS Organizations User Guide*.

- **Enable all features final confirmation** handshake: only a principal from the management account.

For more information about invitations, see [Inviting an AWS account to join your organization](#) in the *AWS Organizations User Guide*. For more information about requests to enable all features in the organization, see [Enabling all features in your organization](#) in the *AWS Organizations User Guide*.

After you accept a handshake, it continues to appear in the results of relevant APIs for only 30 days. After that, it's deleted.

Request Syntax

```
{  
  "HandshakeId": "string"  
}
```

Request Parameters

For information about the parameters that are common to all actions, see [Common Parameters](#).

The request accepts the following data in JSON format.

HandshakeId

The unique identifier (ID) of the handshake that you want to accept.

The [regex pattern](#) for handshake ID string requires "h-" followed by from 8 to 32 lowercase letters or digits.

Type: String

Length Constraints: Maximum length of 34.

Pattern: `^h-[0-9a-z]{8,32}$`

Required: Yes

Response Syntax

```
{
  "Handshake": {
    "Action": "string",
    "Arn": "string",
    "ExpirationTimestamp": number,
    "Id": "string",
    "Parties": [
      {
        "Id": "string",
        "Type": "string"
      }
    ],
    "RequestedTimestamp": number,
    "Resources": [
      {
        "Resources": [
          "HandshakeResource"
        ],
        "Type": "string",
        "Value": "string"
      }
    ],
    "State": "string"
  }
}
```

Response Elements

If the action is successful, the service sends back an HTTP 200 response.

The following data is returned in JSON format by the service.

Handshake

A structure that contains details about the accepted handshake.

Type: [Handshake](#) object

Errors

For information about the errors that are common to all actions, see [Common Errors](#).

AccessDeniedException

You don't have permissions to perform the requested operation. The user or role that is making the request must have at least one IAM permissions policy attached that grants the required permissions. For more information, see [Access Management](#) in the *IAM User Guide*.

HTTP Status Code: 400

AccessDeniedForDependencyException

The operation that you attempted requires you to have the `iam:CreateServiceLinkedRole` for `organizations.amazonaws.com` permission so that AWS Organizations can create the required service-linked role. You don't have that permission.

HTTP Status Code: 400

AWSOrganizationsNotInUseException

Your account isn't a member of an organization. To make this request, you must use the credentials of an account that belongs to an organization.

HTTP Status Code: 400

ConcurrentModificationException

The target of the operation is currently being modified by a different request. Try again later.

HTTP Status Code: 400

HandshakeAlreadyInStateException

The specified handshake is already in the requested state. For example, you can't accept a handshake that was already accepted.

HTTP Status Code: 400

HandshakeConstraintViolationException

The requested operation would violate the constraint identified in the reason code.

Note

Some of the reasons in the following list might not be applicable to this specific API or operation:

- **ACCOUNT_NUMBER_LIMIT_EXCEEDED:** You attempted to exceed the limit on the number of accounts in an organization. Note that deleted and closed accounts still count toward your limit.

Important

If you get this exception immediately after creating the organization, wait one hour and try again. If after an hour it continues to fail with this error, contact [AWS Support](#).

- **ALREADY_IN_AN_ORGANIZATION:** The handshake request is invalid because the invited account is already a member of an organization.
- **HANDSHAKE_RATE_LIMIT_EXCEEDED:** You attempted to exceed the number of handshakes that you can send in one day.
- **INVITE_DISABLED_DURING_ENABLE_ALL_FEATURES:** You can't issue new invitations to join an organization while it's in the process of enabling all features. You can resume inviting accounts after you finalize the process when all accounts have agreed to the change.
- **ORGANIZATION_ALREADY_HAS_ALL_FEATURES:** The handshake request is invalid because the organization has already enabled all features.
- **ORGANIZATION_IS_ALREADY_PENDING_ALL_FEATURES_MIGRATION:** The handshake request is invalid because the organization has already started the process to enable all features.

- **ORGANIZATION_FROM_DIFFERENT_SELLER_OF_RECORD:** The request failed because the account is from a different marketplace than the accounts in the organization. For example, accounts with India addresses must be associated with the AISPL marketplace. All accounts in an organization must be from the same marketplace.
- **ORGANIZATION_MEMBERSHIP_CHANGE_RATE_LIMIT_EXCEEDED:** You attempted to change the membership of an account too quickly after its previous change.
- **PAYMENT_INSTRUMENT_REQUIRED:** You can't complete the operation with an account that doesn't have a payment instrument, such as a credit card, associated with it.

HTTP Status Code: 400

HandshakeNotFoundException

We can't find a handshake with the `HandshakeId` that you specified.

HTTP Status Code: 400

InvalidHandshakeTransitionException

You can't perform the operation on the handshake in its current state. For example, you can't cancel a handshake that was already accepted or accept a handshake that was already declined.

HTTP Status Code: 400

InvalidInputException

The requested operation failed because you provided invalid values for one or more of the request parameters. This exception includes a reason that contains additional information about the violated limit:

Note

Some of the reasons in the following list might not be applicable to this specific API or operation.

- **DUPLICATE_TAG_KEY:** Tag keys must be unique among the tags attached to the same entity.
- **IMMUTABLE_POLICY:** You specified a policy that is managed by AWS and can't be modified.
- **INPUT_REQUIRED:** You must include a value for all required parameters.
- **INVALID_EMAIL_ADDRESS_TARGET:** You specified an invalid email address for the invited account owner.

- **INVALID_ENUM:** You specified an invalid value.
- **INVALID_ENUM_POLICY_TYPE:** You specified an invalid policy type string.
- **INVALID_FULL_NAME_TARGET:** You specified a full name that contains invalid characters.
- **INVALID_LIST_MEMBER:** You provided a list to a parameter that contains at least one invalid value.
- **INVALID_PAGINATION_TOKEN:** Get the value for the `NextToken` parameter from the response to a previous call of the operation.
- **INVALID_PARTY_TYPE_TARGET:** You specified the wrong type of entity (account, organization, or email) as a party.
- **INVALID_PATTERN:** You provided a value that doesn't match the required pattern.
- **INVALID_PATTERN_TARGET_ID:** You specified a policy target ID that doesn't match the required pattern.
- **INVALID_ROLE_NAME:** You provided a role name that isn't valid. A role name can't begin with the reserved prefix `AWSServiceRoleFor`.
- **INVALID_SYNTAX_ORGANIZATION_ARN:** You specified an invalid Amazon Resource Name (ARN) for the organization.
- **INVALID_SYNTAX_POLICY_ID:** You specified an invalid policy ID.
- **INVALID_SYSTEM_TAGS_PARAMETER:** You specified a tag key that is a system tag. You can't add, edit, or delete system tag keys because they're reserved for AWS use. System tags don't count against your tags per resource limit.
- **MAX_FILTER_LIMIT_EXCEEDED:** You can specify only one filter parameter for the operation.
- **MAX_LENGTH_EXCEEDED:** You provided a string parameter that is longer than allowed.
- **MAX_VALUE_EXCEEDED:** You provided a numeric parameter that has a larger value than allowed.
- **MIN_LENGTH_EXCEEDED:** You provided a string parameter that is shorter than allowed.
- **MIN_VALUE_EXCEEDED:** You provided a numeric parameter that has a smaller value than allowed.
- **MOVING_ACCOUNT_BETWEEN_DIFFERENT_ROOTS:** You can move an account only between entities in the same root.
- **TARGET_NOT_SUPPORTED:** You can't perform the specified operation on that target entity.
- **UNRECOGNIZED_SERVICE_PRINCIPAL:** You specified a service principal that isn't recognized.

HTTP Status Code: 400

ServiceException

AWS Organizations can't complete your request because of an internal service error. Try again later.

HTTP Status Code: 500

TooManyRequestsException

You have sent too many requests in too short a period of time. The quota helps protect against denial-of-service attacks. Try again later.

For information about quotas that affect AWS Organizations, see [Quotas for AWS Organizations](#) in the *AWS Organizations User Guide*.

HTTP Status Code: 400

Examples

Example

Diego, the owner of an organization, has previously invited Juan's account to join his organization. The following example shows Juan's account accepting the handshake and thus agreeing to the invitation.

Sample Request

```
POST / HTTP/1.1
X-Amz-Target: AWSOrganizationsV20161128.AcceptHandshake

{"HandshakeId": "h-examplehandshakeid111"}
```

Sample Response

```
HTTP/1.1 200 OK
Content-Type: application/json

{
  "Handshake": {
    "Action": "INVITE",
    "Arn": "arn:aws:organizations::111111111111:handshake/o-exampleorgid/invite/h-examplehandshakeid111",
    "RequestedTimestamp": 1481656459.257,
```

```
"ExpirationTimestamp": 1482952459.257,
"Id": "h-examplehandshakeid111",
"Parties": [
  {
    "Id": "o-exampleorgid",
    "Type": "ORGANIZATION"
  },
  {
    "Id": "juan@example.com",
    "Type": "EMAIL"
  }
],
"Resources": [
  {
    "Resources": [
      {
        "Type": "MASTER_EMAIL",
        "Value": "diego@example.com"
      },
      {
        "Type": "MASTER_NAME",
        "Value": "Org management account"
      },
      {
        "Type": "ORGANIZATION_FEATURE_SET",
        "Value": "ALL"
      }
    ],
    "Type": "ORGANIZATION",
    "Value": "o-exampleorgid"
  },
  {
    "Type": "EMAIL",
    "Value": "juan@example.com"
  }
],
"State": "ACCEPTED"
}
```

See Also

For more information about using this API in one of the language-specific AWS SDKs, see the following:

- [AWS Command Line Interface](#)
- [AWS SDK for .NET](#)
- [AWS SDK for C++](#)
- [AWS SDK for Go v2](#)
- [AWS SDK for Java V2](#)
- [AWS SDK for JavaScript V3](#)
- [AWS SDK for PHP V3](#)
- [AWS SDK for Python](#)
- [AWS SDK for Ruby V3](#)

AttachPolicy

Attaches a policy to a root, an organizational unit (OU), or an individual account. How the policy affects accounts depends on the type of policy. Refer to the *AWS Organizations User Guide* for information about each policy type:

- [AISERVICES_OPT_OUT_POLICY](#)
- [BACKUP_POLICY](#)
- [SERVICE_CONTROL_POLICY](#)
- [TAG_POLICY](#)

This operation can be called only from the organization's management account or by a member account that is a delegated administrator for an AWS service.

Request Syntax

```
{
  "PolicyId": "string",
  "TargetId": "string"
}
```

Request Parameters

For information about the parameters that are common to all actions, see [Common Parameters](#).

The request accepts the following data in JSON format.

[PolicyId](#)

The unique identifier (ID) of the policy that you want to attach to the target. You can get the ID for the policy by calling the [ListPolicies](#) operation.

The [regex pattern](#) for a policy ID string requires "p-" followed by from 8 to 128 lowercase or uppercase letters, digits, or the underscore character (_).

Type: String

Length Constraints: Maximum length of 130.

Pattern: `^p-[0-9a-zA-Z_]{8,128}$`

Required: Yes

TargetId

The unique identifier (ID) of the root, OU, or account that you want to attach the policy to. You can get the ID by calling the [ListRoots](#), [ListOrganizationalUnitsForParent](#), or [ListAccounts](#) operations.

The [regex pattern](#) for a target ID string requires one of the following:

- **Root** - A string that begins with "r-" followed by from 4 to 32 lowercase letters or digits.
- **Account** - A string that consists of exactly 12 digits.
- **Organizational unit (OU)** - A string that begins with "ou-" followed by from 4 to 32 lowercase letters or digits (the ID of the root that the OU is in). This string is followed by a second "-" dash and from 8 to 32 additional lowercase letters or digits.

Type: String

Length Constraints: Maximum length of 100.

Pattern: `^(r-[0-9a-z]{4,32})|(\d{12})|(ou-[0-9a-z]{4,32}-[a-z0-9]{8,32})$`

Required: Yes

Response Elements

If the action is successful, the service sends back an HTTP 200 response with an empty HTTP body.

Errors

For information about the errors that are common to all actions, see [Common Errors](#).

AccessDeniedException

You don't have permissions to perform the requested operation. The user or role that is making the request must have at least one IAM permissions policy attached that grants the required permissions. For more information, see [Access Management](#) in the *IAM User Guide*.

HTTP Status Code: 400

AWSOrganizationsNotInUseException

Your account isn't a member of an organization. To make this request, you must use the credentials of an account that belongs to an organization.

HTTP Status Code: 400

ConcurrentModificationException

The target of the operation is currently being modified by a different request. Try again later.

HTTP Status Code: 400

ConstraintViolationException

Performing this operation violates a minimum or maximum value limit. For example, attempting to remove the last service control policy (SCP) from an OU or root, inviting or creating too many accounts to the organization, or attaching too many policies to an account, OU, or root. This exception includes a reason that contains additional information about the violated limit:


Note

Some of the reasons in the following list might not be applicable to this specific API or operation.

- **ACCOUNT_CANNOT_LEAVE_ORGANIZATION:** You attempted to remove the management account from the organization. You can't remove the management account. Instead, after you remove all member accounts, delete the organization itself.
- **ACCOUNT_CANNOT_LEAVE_WITHOUT_PHONE_VERIFICATION:** You attempted to remove an account from the organization that doesn't yet have enough information to exist as a standalone account. This account requires you to first complete phone verification. Follow the steps at [Removing a member account from your organization](#) in the *AWS Organizations User Guide*.
- **ACCOUNT_CREATION_RATE_LIMIT_EXCEEDED:** You attempted to exceed the number of accounts that you can create in one day.
- **ACCOUNT_CREATION_NOT_COMPLETE:** Your account setup isn't complete or your account isn't fully active. You must complete the account setup before you create an organization.

- **ACCOUNT_NUMBER_LIMIT_EXCEEDED:** You attempted to exceed the limit on the number of accounts in an organization. If you need more accounts, contact [AWS Support](#) to request an increase in your limit.

Or the number of invitations that you tried to send would cause you to exceed the limit of accounts in your organization. Send fewer invitations or contact AWS Support to request an increase in the number of accounts.

 **Note**

Deleted and closed accounts still count toward your limit.

 **Important**

If you get this exception when running a command immediately after creating the organization, wait one hour and try again. After an hour, if the command continues to fail with this error, contact [AWS Support](#).

- **CANNOT_REGISTER_SUSPENDED_ACCOUNT_AS_DELEGATED_ADMINISTRATOR:** You cannot register a suspended account as a delegated administrator.
- **CANNOT_REGISTER_MASTER_AS_DELEGATED_ADMINISTRATOR:** You attempted to register the management account of the organization as a delegated administrator for an AWS service integrated with Organizations. You can designate only a member account as a delegated administrator.
- **CANNOT_CLOSE_MANAGEMENT_ACCOUNT:** You attempted to close the management account. To close the management account for the organization, you must first either remove or close all member accounts in the organization. Follow standard account closure process using root credentials.
- **CANNOT_REMOVE_DELEGATED_ADMINISTRATOR_FROM_ORG:** You attempted to remove an account that is registered as a delegated administrator for a service integrated with your organization. To complete this operation, you must first deregister this account as a delegated administrator.
- **CLOSE_ACCOUNT_QUOTA_EXCEEDED:** You have exceeded close account quota for the past 30 days.

- **CLOSE_ACCOUNT_REQUESTS_LIMIT_EXCEEDED:** You attempted to exceed the number of accounts that you can close at a time.
- **CREATE_ORGANIZATION_IN_BILLING_MODE_UNSUPPORTED_REGION:** To create an organization in the specified region, you must enable all features mode.
- **DELEGATED_ADMINISTRATOR_EXISTS_FOR_THIS_SERVICE:** You attempted to register an AWS account as a delegated administrator for an AWS service that already has a delegated administrator. To complete this operation, you must first deregister any existing delegated administrators for this service.
- **EMAIL_VERIFICATION_CODE_EXPIRED:** The email verification code is only valid for a limited period of time. You must resubmit the request and generate a new verification code.
- **HANDSHAKE_RATE_LIMIT_EXCEEDED:** You attempted to exceed the number of handshakes that you can send in one day.
- **INVALID_PAYMENT_INSTRUMENT:** You cannot remove an account because no supported payment method is associated with the account. AWS does not support cards issued by financial institutions in Russia or Belarus. For more information, see [Managing your AWS payments](#).
- **MASTER_ACCOUNT_ADDRESS_DOES_NOT_MATCH_MARKETPLACE:** To create an account in this organization, you first must migrate the organization's management account to the marketplace that corresponds to the management account's address. All accounts in an organization must be associated with the same marketplace.
- **MASTER_ACCOUNT_MISSING_BUSINESS_LICENSE:** Applies only to the AWS Regions in China. To create an organization, the master must have a valid business license. For more information, contact customer support.
- **MASTER_ACCOUNT_MISSING_CONTACT_INFO:** To complete this operation, you must first provide a valid contact address and phone number for the management account. Then try the operation again.
- **MASTER_ACCOUNT_NOT_GOV_CLOUD_ENABLED:** To complete this operation, the management account must have an associated account in the AWS GovCloud (US-West) Region. For more information, see [AWS Organizations](#) in the *AWS GovCloud User Guide*.
- **MASTER_ACCOUNT_PAYMENT_INSTRUMENT_REQUIRED:** To create an organization with this management account, you first must associate a valid payment instrument, such as a credit card, with the account. For more information, see [Considerations before removing an account from an organization](#) in the *AWS Organizations User Guide*.

- **MAX_DELEGATED_ADMINISTRATORS_FOR_SERVICE_LIMIT_EXCEEDED:** You attempted to register more delegated administrators than allowed for the service principal.
- **MAX_POLICY_TYPE_ATTACHMENT_LIMIT_EXCEEDED:** You attempted to exceed the number of policies of a certain type that can be attached to an entity at one time.
- **MAX_TAG_LIMIT_EXCEEDED:** You have exceeded the number of tags allowed on this resource.
- **MEMBER_ACCOUNT_PAYMENT_INSTRUMENT_REQUIRED:** To complete this operation with this member account, you first must associate a valid payment instrument, such as a credit card, with the account. For more information, see [Considerations before removing an account from an organization](#) in the *AWS Organizations User Guide*.
- **MIN_POLICY_TYPE_ATTACHMENT_LIMIT_EXCEEDED:** You attempted to detach a policy from an entity that would cause the entity to have fewer than the minimum number of policies of a certain type required.
- **ORGANIZATION_NOT_IN_ALL_FEATURES_MODE:** You attempted to perform an operation that requires the organization to be configured to support all features. An organization that supports only consolidated billing features can't perform this operation.
- **OU_DEPTH_LIMIT_EXCEEDED:** You attempted to create an OU tree that is too many levels deep.
- **OU_NUMBER_LIMIT_EXCEEDED:** You attempted to exceed the number of OUs that you can have in an organization.
- **POLICY_CONTENT_LIMIT_EXCEEDED:** You attempted to create a policy that is larger than the maximum size.
- **POLICY_NUMBER_LIMIT_EXCEEDED:** You attempted to exceed the number of policies that you can have in an organization.
- **SERVICE_ACCESS_NOT_ENABLED:** You attempted to register a delegated administrator before you enabled service access. Call the `EnableAWSServiceAccess` API first.
- **TAG_POLICY_VIOLATION:** You attempted to create or update a resource with tags that are not compliant with the tag policy requirements for this account.
- **WAIT_PERIOD_ACTIVE:** After you create an AWS account, you must wait until at least seven days after the account was created. Invited accounts aren't subject to this waiting period.

HTTP Status Code: 400

DuplicatePolicyAttachmentException

The selected policy is already attached to the specified target.

HTTP Status Code: 400

InvalidInputException

The requested operation failed because you provided invalid values for one or more of the request parameters. This exception includes a reason that contains additional information about the violated limit:

Note

Some of the reasons in the following list might not be applicable to this specific API or operation.

- **DUPLICATE_TAG_KEY:** Tag keys must be unique among the tags attached to the same entity.
- **IMMUTABLE_POLICY:** You specified a policy that is managed by AWS and can't be modified.
- **INPUT_REQUIRED:** You must include a value for all required parameters.
- **INVALID_EMAIL_ADDRESS_TARGET:** You specified an invalid email address for the invited account owner.
- **INVALID_ENUM:** You specified an invalid value.
- **INVALID_ENUM_POLICY_TYPE:** You specified an invalid policy type string.
- **INVALID_FULL_NAME_TARGET:** You specified a full name that contains invalid characters.
- **INVALID_LIST_MEMBER:** You provided a list to a parameter that contains at least one invalid value.
- **INVALID_PAGINATION_TOKEN:** Get the value for the NextToken parameter from the response to a previous call of the operation.
- **INVALID_PARTY_TYPE_TARGET:** You specified the wrong type of entity (account, organization, or email) as a party.
- **INVALID_PATTERN:** You provided a value that doesn't match the required pattern.
- **INVALID_PATTERN_TARGET_ID:** You specified a policy target ID that doesn't match the required pattern.
- **INVALID_ROLE_NAME:** You provided a role name that isn't valid. A role name can't begin with the reserved prefix `AWSServiceRoleFor`.
- **INVALID_SYNTAX_ORGANIZATION_ARN:** You specified an invalid Amazon Resource Name (ARN) for the organization.

- **INVALID_SYNTAX_POLICY_ID:** You specified an invalid policy ID.
- **INVALID_SYSTEM_TAGS_PARAMETER:** You specified a tag key that is a system tag. You can't add, edit, or delete system tag keys because they're reserved for AWS use. System tags don't count against your tags per resource limit.
- **MAX_FILTER_LIMIT_EXCEEDED:** You can specify only one filter parameter for the operation.
- **MAX_LENGTH_EXCEEDED:** You provided a string parameter that is longer than allowed.
- **MAX_VALUE_EXCEEDED:** You provided a numeric parameter that has a larger value than allowed.
- **MIN_LENGTH_EXCEEDED:** You provided a string parameter that is shorter than allowed.
- **MIN_VALUE_EXCEEDED:** You provided a numeric parameter that has a smaller value than allowed.
- **MOVING_ACCOUNT_BETWEEN_DIFFERENT_ROOTS:** You can move an account only between entities in the same root.
- **TARGET_NOT_SUPPORTED:** You can't perform the specified operation on that target entity.
- **UNRECOGNIZED_SERVICE_PRINCIPAL:** You specified a service principal that isn't recognized.

HTTP Status Code: 400

PolicyChangesInProgressException

Changes to the effective policy are in progress, and its contents can't be returned. Try the operation again later.

HTTP Status Code: 400

PolicyNotFoundException

We can't find a policy with the `PolicyId` that you specified.

HTTP Status Code: 400

PolicyTypeNotEnabledException

The specified policy type isn't currently enabled in this root. You can't attach policies of the specified type to entities in a root until you enable that type in the root. For more information, see [Enabling all features in your organization](#) in the *AWS Organizations User Guide*.

HTTP Status Code: 400

ServiceException

AWS Organizations can't complete your request because of an internal service error. Try again later.

HTTP Status Code: 500

TargetNotFoundException

We can't find a root, OU, account, or policy with the `TargetId` that you specified.

HTTP Status Code: 400

TooManyRequestsException

You have sent too many requests in too short a period of time. The quota helps protect against denial-of-service attacks. Try again later.

For information about quotas that affect AWS Organizations, see [Quotas for AWS Organizations](#) in the *AWS Organizations User Guide*.

HTTP Status Code: 400

UnsupportedAPIEndpointException

This action isn't available in the current AWS Region.

HTTP Status Code: 400

Examples

Example 1

The following example shows how to attach a policy to an OU.

Sample Request

```
POST / HTTP/1.1
X-Amz-Target: AWSOrganizationsV20161128.AttachPolicy

{ "TargetId": "ou-examplerootid111-exampleouid111", "PolicyId": "p-
examplepolicyid111" }
```

Sample Response

```
HTTP/1.1 200 OK
Content-Type: application/json
```

Example 2

The following example shows how to attach a policy directly to an account.

Sample Request

```
POST / HTTP/1.1
X-Amz-Target: AWSOrganizationsV20161128.AttachPolicy

{ "TargetId": "333333333333", "PolicyId": "p-examplepolicyid111" }
```

Sample Response

```
HTTP/1.1 200 OK
Content-Type: application/json
```

See Also

For more information about using this API in one of the language-specific AWS SDKs, see the following:

- [AWS Command Line Interface](#)
- [AWS SDK for .NET](#)
- [AWS SDK for C++](#)
- [AWS SDK for Go v2](#)
- [AWS SDK for Java V2](#)
- [AWS SDK for JavaScript V3](#)
- [AWS SDK for PHP V3](#)
- [AWS SDK for Python](#)
- [AWS SDK for Ruby V3](#)

CancelHandshake

Cancels a handshake. Canceling a handshake sets the handshake state to CANCELED.

This operation can be called only from the account that originated the handshake. The recipient of the handshake can't cancel it, but can use [DeclineHandshake](#) instead. After a handshake is canceled, the recipient can no longer respond to that handshake.

After you cancel a handshake, it continues to appear in the results of relevant APIs for only 30 days. After that, it's deleted.

Request Syntax

```
{
  "HandshakeId": "string"
}
```

Request Parameters

For information about the parameters that are common to all actions, see [Common Parameters](#).

The request accepts the following data in JSON format.

[HandshakeId](#)

The unique identifier (ID) of the handshake that you want to cancel. You can get the ID from the [ListHandshakesForOrganization](#) operation.

The [regex pattern](#) for handshake ID string requires "h-" followed by from 8 to 32 lowercase letters or digits.

Type: String

Length Constraints: Maximum length of 34.

Pattern: `^h-[0-9a-z]{8,32}$`

Required: Yes

Response Syntax

```
{
  "Handshake": {
    "Action": "string",
    "Arn": "string",
    "ExpirationTimestamp": number,
    "Id": "string",
    "Parties": [
      {
        "Id": "string",
        "Type": "string"
      }
    ],
    "RequestedTimestamp": number,
    "Resources": [
      {
        "Resources": [
          "HandshakeResource"
        ],
        "Type": "string",
        "Value": "string"
      }
    ],
    "State": "string"
  }
}
```

Response Elements

If the action is successful, the service sends back an HTTP 200 response.

The following data is returned in JSON format by the service.

Handshake

A structure that contains details about the handshake that you canceled.

Type: [Handshake](#) object

Errors

For information about the errors that are common to all actions, see [Common Errors](#).

AccessDeniedException

You don't have permissions to perform the requested operation. The user or role that is making the request must have at least one IAM permissions policy attached that grants the required permissions. For more information, see [Access Management](#) in the *IAM User Guide*.

HTTP Status Code: 400

ConcurrentModificationException

The target of the operation is currently being modified by a different request. Try again later.

HTTP Status Code: 400

HandshakeAlreadyInStateException

The specified handshake is already in the requested state. For example, you can't accept a handshake that was already accepted.

HTTP Status Code: 400

HandshakeNotFoundException

We can't find a handshake with the `HandshakeId` that you specified.

HTTP Status Code: 400

InvalidHandshakeTransitionException

You can't perform the operation on the handshake in its current state. For example, you can't cancel a handshake that was already accepted or accept a handshake that was already declined.

HTTP Status Code: 400

InvalidInputException

The requested operation failed because you provided invalid values for one or more of the request parameters. This exception includes a reason that contains additional information about the violated limit:

Note

Some of the reasons in the following list might not be applicable to this specific API or operation.

- **DUPLICATE_TAG_KEY:** Tag keys must be unique among the tags attached to the same entity.
- **IMMUTABLE_POLICY:** You specified a policy that is managed by AWS and can't be modified.
- **INPUT_REQUIRED:** You must include a value for all required parameters.
- **INVALID_EMAIL_ADDRESS_TARGET:** You specified an invalid email address for the invited account owner.
- **INVALID_ENUM:** You specified an invalid value.
- **INVALID_ENUM_POLICY_TYPE:** You specified an invalid policy type string.
- **INVALID_FULL_NAME_TARGET:** You specified a full name that contains invalid characters.
- **INVALID_LIST_MEMBER:** You provided a list to a parameter that contains at least one invalid value.
- **INVALID_PAGINATION_TOKEN:** Get the value for the NextToken parameter from the response to a previous call of the operation.
- **INVALID_PARTY_TYPE_TARGET:** You specified the wrong type of entity (account, organization, or email) as a party.
- **INVALID_PATTERN:** You provided a value that doesn't match the required pattern.
- **INVALID_PATTERN_TARGET_ID:** You specified a policy target ID that doesn't match the required pattern.
- **INVALID_ROLE_NAME:** You provided a role name that isn't valid. A role name can't begin with the reserved prefix `AWSServiceRoleFor`.
- **INVALID_SYNTAX_ORGANIZATION_ARN:** You specified an invalid Amazon Resource Name (ARN) for the organization.
- **INVALID_SYNTAX_POLICY_ID:** You specified an invalid policy ID.
- **INVALID_SYSTEM_TAGS_PARAMETER:** You specified a tag key that is a system tag. You can't add, edit, or delete system tag keys because they're reserved for AWS use. System tags don't count against your tags per resource limit.
- **MAX_FILTER_LIMIT_EXCEEDED:** You can specify only one filter parameter for the operation.
- **MAX_LENGTH_EXCEEDED:** You provided a string parameter that is longer than allowed.

- **MAX_VALUE_EXCEEDED**: You provided a numeric parameter that has a larger value than allowed.
- **MIN_LENGTH_EXCEEDED**: You provided a string parameter that is shorter than allowed.
- **MIN_VALUE_EXCEEDED**: You provided a numeric parameter that has a smaller value than allowed.
- **MOVING_ACCOUNT_BETWEEN_DIFFERENT_ROOTS**: You can move an account only between entities in the same root.
- **TARGET_NOT_SUPPORTED**: You can't perform the specified operation on that target entity.
- **UNRECOGNIZED_SERVICE_PRINCIPAL**: You specified a service principal that isn't recognized.

HTTP Status Code: 400

ServiceException

AWS Organizations can't complete your request because of an internal service error. Try again later.

HTTP Status Code: 500

TooManyRequestsException

You have sent too many requests in too short a period of time. The quota helps protect against denial-of-service attacks. Try again later.

For information about quotas that affect AWS Organizations, see [Quotas for AWS Organizations](#) in the *AWS Organizations User Guide*.

HTTP Status Code: 400

Examples

Diego, the admin of an organization, previously sent an invitation to Anaya's account to join the organization. Diego later changes his mind and decides to cancel the invitation before Anaya accepts it. The following example shows Diego canceling the handshake (and the invitation it represents). The output includes a handshake object that shows that the state is now CANCELED.

Example

This example illustrates one usage of `CancelHandshake`.

Sample Request

```
POST / HTTP/1.1
X-Amz-Target: AWSOrganizationsV20161128.CancelHandshake

{ "HandshakeId": "h-examplehandshakeid111" }
```

Sample Response

```
HTTP/1.1 200 OK
Content-Type: application/json

{
  "Handshake": {
    "Id": "h-examplehandshakeid111",
    "State": "CANCELED",
    "Action": "INVITE",
    "Arn": "arn:aws:organizations::111111111111:handshake/o-exampleorgid/invite/h-examplehandshakeid111",
    "Parties": [
      {
        "Id": "o-exampleorgid",
        "Type": "ORGANIZATION"
      },
      {
        "Id": "anaya@example.com",
        "Type": "EMAIL"
      }
    ],
    "Resources": [
      {
        "Type": "ORGANIZATION",
        "Value": "o-exampleorgid",
        "Resources": [
          {
            "Type": "MASTER_EMAIL",
            "Value": "diego@example.com"
          },
          {
            "Type": "MASTER_NAME",
            "Value": "Management account"
          }
        ]
      }
    ]
  }
}
```

```
        "Type": "ORGANIZATION_FEATURE_SET",
        "Value": "CONSOLIDATED_BILLING"
    }
]
},
{
    "Type": "EMAIL",
    "Value": "anika@example.com"
},
{
    "Type": "NOTES",
    "Value": "This is a request for Anaya's account to join Diego's organization."
}
],
"RequestedTimestamp": 1.47008383521E9,
"ExpirationTimestamp": 1.47137983521E9
}
}
```

See Also

For more information about using this API in one of the language-specific AWS SDKs, see the following:

- [AWS Command Line Interface](#)
- [AWS SDK for .NET](#)
- [AWS SDK for C++](#)
- [AWS SDK for Go v2](#)
- [AWS SDK for Java V2](#)
- [AWS SDK for JavaScript V3](#)
- [AWS SDK for PHP V3](#)
- [AWS SDK for Python](#)
- [AWS SDK for Ruby V3](#)

CloseAccount

Closes an AWS member account within an organization. You can close an account when [all features are enabled](#). You can't close the management account with this API. This is an asynchronous request that AWS performs in the background. Because `CloseAccount` operates asynchronously, it can return a successful completion message even though account closure might still be in progress. You need to wait a few minutes before the account is fully closed. To check the status of the request, do one of the following:

- Use the `AccountId` that you sent in the `CloseAccount` request to provide as a parameter to the [DescribeAccount](#) operation.

While the close account request is in progress, `Account status` will indicate `PENDING_CLOSURE`. When the close account request completes, the status will change to `SUSPENDED`.

- Check the CloudTrail log for the `CloseAccountResult` event that gets published after the account closes successfully. For information on using CloudTrail with AWS Organizations, see [Logging and monitoring in AWS Organizations](#) in the *AWS Organizations User Guide*.

Note

- You can close only 10% of member accounts, between 10 and 1000, within a rolling 30 day period. This quota is not bound by a calendar month, but starts when you close an account. After you reach this limit, you can't close additional accounts. For more information, see [Closing a member account in your organization](#) and [Quotas for AWS Organizations](#) in the *AWS Organizations User Guide*.
- To reinstate a closed account, contact AWS Support within the 90-day grace period while the account is in `SUSPENDED` status.
- If the AWS account you attempt to close is linked to an AWS GovCloud (US) account, the `CloseAccount` request will close both accounts. To learn important pre-closure details, see [Closing an AWS GovCloud \(US\) account](#) in the *AWS GovCloud User Guide*.

Request Syntax

```
{
  "AccountId": "string"
}
```



```
}
```

Request Parameters

For information about the parameters that are common to all actions, see [Common Parameters](#).

The request accepts the following data in JSON format.

AccountId

Retrieves the AWS account Id for the current `CloseAccount` API request.

Type: String

Length Constraints: Maximum length of 12.

Pattern: `^\d{12}$`

Required: Yes

Response Elements

If the action is successful, the service sends back an HTTP 200 response with an empty HTTP body.

Errors

For information about the errors that are common to all actions, see [Common Errors](#).

AccessDeniedException

You don't have permissions to perform the requested operation. The user or role that is making the request must have at least one IAM permissions policy attached that grants the required permissions. For more information, see [Access Management](#) in the *IAM User Guide*.

HTTP Status Code: 400

AccountAlreadyClosedException

You attempted to close an account that is already closed.

HTTP Status Code: 400

AccountNotFoundException

We can't find an AWS account with the AccountId that you specified, or the account whose credentials you used to make this request isn't a member of an organization.

HTTP Status Code: 400

AWSOrganizationsNotInUseException

Your account isn't a member of an organization. To make this request, you must use the credentials of an account that belongs to an organization.

HTTP Status Code: 400

ConcurrentModificationException

The target of the operation is currently being modified by a different request. Try again later.

HTTP Status Code: 400

ConflictException

The request failed because it conflicts with the current state of the specified resource.

HTTP Status Code: 400

ConstraintViolationException

Performing this operation violates a minimum or maximum value limit. For example, attempting to remove the last service control policy (SCP) from an OU or root, inviting or creating too many accounts to the organization, or attaching too many policies to an account, OU, or root. This exception includes a reason that contains additional information about the violated limit:


Note

Some of the reasons in the following list might not be applicable to this specific API or operation.

- **ACCOUNT_CANNOT_LEAVE_ORGANIZATION:** You attempted to remove the management account from the organization. You can't remove the management account. Instead, after you remove all member accounts, delete the organization itself.

- **ACCOUNT_CANNOT_LEAVE_WITHOUT_PHONE_VERIFICATION:** You attempted to remove an account from the organization that doesn't yet have enough information to exist as a standalone account. This account requires you to first complete phone verification. Follow the steps at [Removing a member account from your organization](#) in the *AWS Organizations User Guide*.
- **ACCOUNT_CREATION_RATE_LIMIT_EXCEEDED:** You attempted to exceed the number of accounts that you can create in one day.
- **ACCOUNT_CREATION_NOT_COMPLETE:** Your account setup isn't complete or your account isn't fully active. You must complete the account setup before you create an organization.
- **ACCOUNT_NUMBER_LIMIT_EXCEEDED:** You attempted to exceed the limit on the number of accounts in an organization. If you need more accounts, contact [AWS Support](#) to request an increase in your limit.

Or the number of invitations that you tried to send would cause you to exceed the limit of accounts in your organization. Send fewer invitations or contact AWS Support to request an increase in the number of accounts.

 **Note**

Deleted and closed accounts still count toward your limit.

 **Important**

If you get this exception when running a command immediately after creating the organization, wait one hour and try again. After an hour, if the command continues to fail with this error, contact [AWS Support](#).

- **CANNOT_REGISTER_SUSPENDED_ACCOUNT_AS_DELEGATED_ADMINISTRATOR:** You cannot register a suspended account as a delegated administrator.
- **CANNOT_REGISTER_MASTER_AS_DELEGATED_ADMINISTRATOR:** You attempted to register the management account of the organization as a delegated administrator for an AWS service integrated with Organizations. You can designate only a member account as a delegated administrator.
- **CANNOT_CLOSE_MANAGEMENT_ACCOUNT:** You attempted to close the management account. To close the management account for the organization, you must first either remove

or close all member accounts in the organization. Follow standard account closure process using root credentials.

- **CANNOT_REMOVE_DELEGATED_ADMINISTRATOR_FROM_ORG:** You attempted to remove an account that is registered as a delegated administrator for a service integrated with your organization. To complete this operation, you must first deregister this account as a delegated administrator.
- **CLOSE_ACCOUNT_QUOTA_EXCEEDED:** You have exceeded close account quota for the past 30 days.
- **CLOSE_ACCOUNT_REQUESTS_LIMIT_EXCEEDED:** You attempted to exceed the number of accounts that you can close at a time.
- **CREATE_ORGANIZATION_IN_BILLING_MODE_UNSUPPORTED_REGION:** To create an organization in the specified region, you must enable all features mode.
- **DELEGATED_ADMINISTRATOR_EXISTS_FOR_THIS_SERVICE:** You attempted to register an AWS account as a delegated administrator for an AWS service that already has a delegated administrator. To complete this operation, you must first deregister any existing delegated administrators for this service.
- **EMAIL_VERIFICATION_CODE_EXPIRED:** The email verification code is only valid for a limited period of time. You must resubmit the request and generate a new verification code.
- **HANDSHAKE_RATE_LIMIT_EXCEEDED:** You attempted to exceed the number of handshakes that you can send in one day.
- **INVALID_PAYMENT_INSTRUMENT:** You cannot remove an account because no supported payment method is associated with the account. AWS does not support cards issued by financial institutions in Russia or Belarus. For more information, see [Managing your AWS payments](#).
- **MASTER_ACCOUNT_ADDRESS_DOES_NOT_MATCH_MARKETPLACE:** To create an account in this organization, you first must migrate the organization's management account to the marketplace that corresponds to the management account's address. All accounts in an organization must be associated with the same marketplace.
- **MASTER_ACCOUNT_MISSING_BUSINESS_LICENSE:** Applies only to the AWS Regions in China. To create an organization, the master must have a valid business license. For more information, contact customer support.
- **MASTER_ACCOUNT_MISSING_CONTACT_INFO:** To complete this operation, you must first provide a valid contact address and phone number for the management account. Then try the operation again.

- **MASTER_ACCOUNT_NOT_GOV_CLOUD_ENABLED**: To complete this operation, the management account must have an associated account in the AWS GovCloud (US-West) Region. For more information, see [AWS Organizations](#) in the *AWS GovCloud User Guide*.
- **MASTER_ACCOUNT_PAYMENT_INSTRUMENT_REQUIRED**: To create an organization with this management account, you first must associate a valid payment instrument, such as a credit card, with the account. For more information, see [Considerations before removing an account from an organization](#) in the *AWS Organizations User Guide*.
- **MAX_DELEGATED_ADMINISTRATORS_FOR_SERVICE_LIMIT_EXCEEDED**: You attempted to register more delegated administrators than allowed for the service principal.
- **MAX_POLICY_TYPE_ATTACHMENT_LIMIT_EXCEEDED**: You attempted to exceed the number of policies of a certain type that can be attached to an entity at one time.
- **MAX_TAG_LIMIT_EXCEEDED**: You have exceeded the number of tags allowed on this resource.
- **MEMBER_ACCOUNT_PAYMENT_INSTRUMENT_REQUIRED**: To complete this operation with this member account, you first must associate a valid payment instrument, such as a credit card, with the account. For more information, see [Considerations before removing an account from an organization](#) in the *AWS Organizations User Guide*.
- **MIN_POLICY_TYPE_ATTACHMENT_LIMIT_EXCEEDED**: You attempted to detach a policy from an entity that would cause the entity to have fewer than the minimum number of policies of a certain type required.
- **ORGANIZATION_NOT_IN_ALL_FEATURES_MODE**: You attempted to perform an operation that requires the organization to be configured to support all features. An organization that supports only consolidated billing features can't perform this operation.
- **OU_DEPTH_LIMIT_EXCEEDED**: You attempted to create an OU tree that is too many levels deep.
- **OU_NUMBER_LIMIT_EXCEEDED**: You attempted to exceed the number of OUs that you can have in an organization.
- **POLICY_CONTENT_LIMIT_EXCEEDED**: You attempted to create a policy that is larger than the maximum size.
- **POLICY_NUMBER_LIMIT_EXCEEDED**: You attempted to exceed the number of policies that you can have in an organization.
- **SERVICE_ACCESS_NOT_ENABLED**: You attempted to register a delegated administrator before you enabled service access. Call the `EnableAWSServiceAccess` API first.
- **TAG_POLICY_VIOLATION**: You attempted to create or update a resource with tags that are not compliant with the tag policy requirements for this account.

- **WAIT_PERIOD_ACTIVE:** After you create an AWS account, you must wait until at least seven days after the account was created. Invited accounts aren't subject to this waiting period.

HTTP Status Code: 400

InvalidInputException

The requested operation failed because you provided invalid values for one or more of the request parameters. This exception includes a reason that contains additional information about the violated limit:

Note

Some of the reasons in the following list might not be applicable to this specific API or operation.

- **DUPLICATE_TAG_KEY:** Tag keys must be unique among the tags attached to the same entity.
- **IMMUTABLE_POLICY:** You specified a policy that is managed by AWS and can't be modified.
- **INPUT_REQUIRED:** You must include a value for all required parameters.
- **INVALID_EMAIL_ADDRESS_TARGET:** You specified an invalid email address for the invited account owner.
- **INVALID_ENUM:** You specified an invalid value.
- **INVALID_ENUM_POLICY_TYPE:** You specified an invalid policy type string.
- **INVALID_FULL_NAME_TARGET:** You specified a full name that contains invalid characters.
- **INVALID_LIST_MEMBER:** You provided a list to a parameter that contains at least one invalid value.
- **INVALID_PAGINATION_TOKEN:** Get the value for the NextToken parameter from the response to a previous call of the operation.
- **INVALID_PARTY_TYPE_TARGET:** You specified the wrong type of entity (account, organization, or email) as a party.
- **INVALID_PATTERN:** You provided a value that doesn't match the required pattern.
- **INVALID_PATTERN_TARGET_ID:** You specified a policy target ID that doesn't match the required pattern.
- **INVALID_ROLE_NAME:** You provided a role name that isn't valid. A role name can't begin with the reserved prefix `AWSServiceRoleFor`.

- **INVALID_SYNTAX_ORGANIZATION_ARN:** You specified an invalid Amazon Resource Name (ARN) for the organization.
- **INVALID_SYNTAX_POLICY_ID:** You specified an invalid policy ID.
- **INVALID_SYSTEM_TAGS_PARAMETER:** You specified a tag key that is a system tag. You can't add, edit, or delete system tag keys because they're reserved for AWS use. System tags don't count against your tags per resource limit.
- **MAX_FILTER_LIMIT_EXCEEDED:** You can specify only one filter parameter for the operation.
- **MAX_LENGTH_EXCEEDED:** You provided a string parameter that is longer than allowed.
- **MAX_VALUE_EXCEEDED:** You provided a numeric parameter that has a larger value than allowed.
- **MIN_LENGTH_EXCEEDED:** You provided a string parameter that is shorter than allowed.
- **MIN_VALUE_EXCEEDED:** You provided a numeric parameter that has a smaller value than allowed.
- **MOVING_ACCOUNT_BETWEEN_DIFFERENT_ROOTS:** You can move an account only between entities in the same root.
- **TARGET_NOT_SUPPORTED:** You can't perform the specified operation on that target entity.
- **UNRECOGNIZED_SERVICE_PRINCIPAL:** You specified a service principal that isn't recognized.

HTTP Status Code: 400

ServiceException

AWS Organizations can't complete your request because of an internal service error. Try again later.

HTTP Status Code: 500

TooManyRequestsException

You have sent too many requests in too short a period of time. The quota helps protect against denial-of-service attacks. Try again later.

For information about quotas that affect AWS Organizations, see [Quotas for AWS Organizations](#) in the *AWS Organizations User Guide*.

HTTP Status Code: 400

UnsupportedAPIEndpointException

This action isn't available in the current AWS Region.

HTTP Status Code: 400

Examples

Example

The following example shows how to close a member account 555555555555. The response does not return an object, only HTTP status.

Sample Request

```
POST / HTTP/1.1
X-Amz-Target: AWSOrganizationsV20161128.CloseAccount

{ "AccountId": "555555555555" }
```

Sample Response

```
HTTP/1.1 200 OK
Content-Type: application/json
```

See Also

For more information about using this API in one of the language-specific AWS SDKs, see the following:

- [AWS Command Line Interface](#)
- [AWS SDK for .NET](#)
- [AWS SDK for C++](#)
- [AWS SDK for Go v2](#)
- [AWS SDK for Java V2](#)
- [AWS SDK for JavaScript V3](#)
- [AWS SDK for PHP V3](#)
- [AWS SDK for Python](#)
- [AWS SDK for Ruby V3](#)

CreateAccount

Creates an AWS account that is automatically a member of the organization whose credentials made the request. This is an asynchronous request that AWS performs in the background. Because `CreateAccount` operates asynchronously, it can return a successful completion message even though account initialization might still be in progress. You might need to wait a few minutes before you can successfully access the account. To check the status of the request, do one of the following:

- Use the `Id` value of the `CreateAccountStatus` response element from this operation to provide as a parameter to the [DescribeCreateAccountStatus](#) operation.
- Check the CloudTrail log for the `CreateAccountResult` event. For information on using CloudTrail with AWS Organizations, see [Logging and monitoring in AWS Organizations](#) in the *AWS Organizations User Guide*.

The user who calls the API to create an account must have the `organizations:CreateAccount` permission. If you enabled all features in the organization, AWS Organizations creates the required service-linked role named `AWSServiceRoleForOrganizations`. For more information, see [AWS Organizations and service-linked roles](#) in the *AWS Organizations User Guide*.

If the request includes tags, then the requester must have the `organizations:TagResource` permission.

AWS Organizations preconfigures the new member account with a role (named `OrganizationAccountAccessRole` by default) that grants users in the management account administrator permissions in the new member account. Principals in the management account can assume the role. AWS Organizations clones the company name and address information for the new account from the organization's management account.

This operation can be called only from the organization's management account.

For more information about creating accounts, see [Creating a member account in your organization](#) in the *AWS Organizations User Guide*.

Important

- When you create an account in an organization using the AWS Organizations console, API, or AWS CLI commands, the information required for the account to operate as a

standalone account, such as a payment method is *not* automatically collected. If you must remove an account from your organization later, you can do so only after you provide the missing information. For more information, see [Considerations before removing an account from an organization](#) in the *AWS Organizations User Guide*.

- If you get an exception that indicates that you exceeded your account limits for the organization, contact [AWS Support](#).
- If you get an exception that indicates that the operation failed because your organization is still initializing, wait one hour and then try again. If the error persists, contact [AWS Support](#).
- It isn't recommended to use `CreateAccount` to create multiple temporary accounts, and using the `CreateAccount` API to close accounts is subject to a 30-day usage quota. For information on the requirements and process for closing an account, see [Closing a member account in your organization](#) in the *AWS Organizations User Guide*.

Note

When you create a member account with this operation, you can choose whether to create the account with the **IAM User and Role Access to Billing Information** switch enabled. If you enable it, IAM users and roles that have appropriate permissions can view billing information for the account. If you disable it, only the account root user can access billing information. For information about how to disable this switch for an account, see [Granting access to your billing information and tools](#).

Request Syntax

```
{
  "AccountName": "string",
  "Email": "string",
  "IamUserAccessToBilling": "string",
  "RoleName": "string",
  "Tags": [
    {
      "Key": "string",
      "Value": "string"
    }
  ]
}
```

```
}
```

Request Parameters

For information about the parameters that are common to all actions, see [Common Parameters](#).

The request accepts the following data in JSON format.

AccountName

The friendly name of the member account.

Type: String

Length Constraints: Minimum length of 1. Maximum length of 50.

Pattern: `[\u0020-\u007E]+`

Required: Yes

Email

The email address of the owner to assign to the new member account. This email address must not already be associated with another AWS account. You must use a valid email address to complete account creation.

The rules for a valid email address:

- The address must be a minimum of 6 and a maximum of 64 characters long.
- All characters must be 7-bit ASCII characters.
- There must be one and only one @ symbol, which separates the local name from the domain name.
- The local name can't contain any of the following characters:

whitespace, " ' () < > [] : ; , \ | % &

- The local name can't begin with a dot (.)
- The domain name can consist of only the characters [a-z],[A-Z],[0-9], hyphen (-), or dot (.)
- The domain name can't begin or end with a hyphen (-) or dot (.)
- The domain name must contain at least one dot

You can't access the root user of the account or remove an account that was created with an invalid email address.

Type: String

Length Constraints: Minimum length of 6. Maximum length of 64.

Pattern: See rules in parameter description

Required: Yes

IamUserAccessToBilling

If set to ALLOW, the new account enables IAM users to access account billing information *if* they have the required permissions. If set to DENY, only the root user of the new account can access account billing information. For more information, see [About IAM access to the Billing and Cost Management console](#) in the *AWS Billing and Cost Management User Guide*.

If you don't specify this parameter, the value defaults to ALLOW, and IAM users and roles with the required permissions can access billing information for the new account.

Type: String

Valid Values: ALLOW | DENY

Required: No

RoleName

The name of an IAM role that AWS Organizations automatically preconfigures in the new member account. This role trusts the management account, allowing users in the management account to assume the role, as permitted by the management account administrator. The role has administrator permissions in the new member account.

If you don't specify this parameter, the role name defaults to `OrganizationAccountAccessRole`.

For more information about how to use this role to access the member account, see the following links:

- [Creating the OrganizationAccountAccessRole in an invited member account](#) in the *AWS Organizations User Guide*

- Steps 2 and 3 in [IAM Tutorial: Delegate access across AWS accounts using IAM roles](#) in the *IAM User Guide*

The [regex pattern](#) that is used to validate this parameter. The pattern can include uppercase letters, lowercase letters, digits with no spaces, and any of the following characters: =, ., @, -

Type: String

Length Constraints: Maximum length of 64.

Pattern: `[\w+=, .@-]{1,64}`

Required: No

[Tags](#)

A list of tags that you want to attach to the newly created account. For each tag in the list, you must specify both a tag key and a value. You can set the value to an empty string, but you can't set it to null. For more information about tagging, see [Tagging AWS Organizations resources](#) in the AWS Organizations User Guide.

Note

If any one of the tags is not valid or if you exceed the maximum allowed number of tags for an account, then the entire request fails and the account is not created.

Type: Array of [Tag](#) objects

Required: No

Response Syntax

```
{
  "CreateAccountStatus": {
    "AccountId": "string",
    "AccountName": "string",
    "CompletedTimestamp": number,
    "FailureReason": "string",
    "GovCloudAccountId": "string",
```

```
    "Id": "string",
    "RequestedTimestamp": number,
    "State": "string"
  }
}
```

Response Elements

If the action is successful, the service sends back an HTTP 200 response.

The following data is returned in JSON format by the service.

CreateAccountStatus

A structure that contains details about the request to create an account. This response structure might not be fully populated when you first receive it because account creation is an asynchronous process. You can pass the returned `CreateAccountStatus` ID as a parameter to [DescribeCreateAccountStatus](#) to get status about the progress of the request at later times. You can also check the CloudTrail log for the `CreateAccountResult` event. For more information, see [Logging and monitoring in AWS Organizations](#) in the *AWS Organizations User Guide*.

Type: [CreateAccountStatus](#) object

Errors

For information about the errors that are common to all actions, see [Common Errors](#).

AccessDeniedException

You don't have permissions to perform the requested operation. The user or role that is making the request must have at least one IAM permissions policy attached that grants the required permissions. For more information, see [Access Management](#) in the *IAM User Guide*.

HTTP Status Code: 400

AWSOrganizationsNotInUseException

Your account isn't a member of an organization. To make this request, you must use the credentials of an account that belongs to an organization.

HTTP Status Code: 400

ConcurrentModificationException

The target of the operation is currently being modified by a different request. Try again later.

HTTP Status Code: 400

ConstraintViolationException

Performing this operation violates a minimum or maximum value limit. For example, attempting to remove the last service control policy (SCP) from an OU or root, inviting or creating too many accounts to the organization, or attaching too many policies to an account, OU, or root. This exception includes a reason that contains additional information about the violated limit:

Note

Some of the reasons in the following list might not be applicable to this specific API or operation.

- **ACCOUNT_CANNOT_LEAVE_ORGANIZATION:** You attempted to remove the management account from the organization. You can't remove the management account. Instead, after you remove all member accounts, delete the organization itself.
- **ACCOUNT_CANNOT_LEAVE_WITHOUT_PHONE_VERIFICATION:** You attempted to remove an account from the organization that doesn't yet have enough information to exist as a standalone account. This account requires you to first complete phone verification. Follow the steps at [Removing a member account from your organization](#) in the *AWS Organizations User Guide*.
- **ACCOUNT_CREATION_RATE_LIMIT_EXCEEDED:** You attempted to exceed the number of accounts that you can create in one day.
- **ACCOUNT_CREATION_NOT_COMPLETE:** Your account setup isn't complete or your account isn't fully active. You must complete the account setup before you create an organization.
- **ACCOUNT_NUMBER_LIMIT_EXCEEDED:** You attempted to exceed the limit on the number of accounts in an organization. If you need more accounts, contact [AWS Support](#) to request an increase in your limit.

Or the number of invitations that you tried to send would cause you to exceed the limit of accounts in your organization. Send fewer invitations or contact AWS Support to request an increase in the number of accounts.

Note

Deleted and closed accounts still count toward your limit.

Important

If you get this exception when running a command immediately after creating the organization, wait one hour and try again. After an hour, if the command continues to fail with this error, contact [AWS Support](#).

- **CANNOT_REGISTER_SUSPENDED_ACCOUNT_AS_DELEGATED_ADMINISTRATOR:** You cannot register a suspended account as a delegated administrator.
- **CANNOT_REGISTER_MASTER_AS_DELEGATED_ADMINISTRATOR:** You attempted to register the management account of the organization as a delegated administrator for an AWS service integrated with Organizations. You can designate only a member account as a delegated administrator.
- **CANNOT_CLOSE_MANAGEMENT_ACCOUNT:** You attempted to close the management account. To close the management account for the organization, you must first either remove or close all member accounts in the organization. Follow standard account closure process using root credentials.
- **CANNOT_REMOVE_DELEGATED_ADMINISTRATOR_FROM_ORG:** You attempted to remove an account that is registered as a delegated administrator for a service integrated with your organization. To complete this operation, you must first deregister this account as a delegated administrator.
- **CLOSE_ACCOUNT_QUOTA_EXCEEDED:** You have exceeded close account quota for the past 30 days.
- **CLOSE_ACCOUNT_REQUESTS_LIMIT_EXCEEDED:** You attempted to exceed the number of accounts that you can close at a time.
- **CREATE_ORGANIZATION_IN_BILLING_MODE_UNSUPPORTED_REGION:** To create an organization in the specified region, you must enable all features mode.
- **DELEGATED_ADMINISTRATOR_EXISTS_FOR_THIS_SERVICE:** You attempted to register an AWS account as a delegated administrator for an AWS service that already has a delegated administrator. To complete this operation, you must first deregister any existing delegated administrators for this service.

- **EMAIL_VERIFICATION_CODE_EXPIRED:** The email verification code is only valid for a limited period of time. You must resubmit the request and generate a new verification code.
- **HANDSHAKE_RATE_LIMIT_EXCEEDED:** You attempted to exceed the number of handshakes that you can send in one day.
- **INVALID_PAYMENT_INSTRUMENT:** You cannot remove an account because no supported payment method is associated with the account. AWS does not support cards issued by financial institutions in Russia or Belarus. For more information, see [Managing your AWS payments](#).
- **MASTER_ACCOUNT_ADDRESS_DOES_NOT_MATCH_MARKETPLACE:** To create an account in this organization, you first must migrate the organization's management account to the marketplace that corresponds to the management account's address. All accounts in an organization must be associated with the same marketplace.
- **MASTER_ACCOUNT_MISSING_BUSINESS_LICENSE:** Applies only to the AWS Regions in China. To create an organization, the master must have a valid business license. For more information, contact customer support.
- **MASTER_ACCOUNT_MISSING_CONTACT_INFO:** To complete this operation, you must first provide a valid contact address and phone number for the management account. Then try the operation again.
- **MASTER_ACCOUNT_NOT_GOV_CLOUD_ENABLED:** To complete this operation, the management account must have an associated account in the AWS GovCloud (US-West) Region. For more information, see [AWS Organizations](#) in the *AWS GovCloud User Guide*.
- **MASTER_ACCOUNT_PAYMENT_INSTRUMENT_REQUIRED:** To create an organization with this management account, you first must associate a valid payment instrument, such as a credit card, with the account. For more information, see [Considerations before removing an account from an organization](#) in the *AWS Organizations User Guide*.
- **MAX_DELEGATED_ADMINISTRATORS_FOR_SERVICE_LIMIT_EXCEEDED:** You attempted to register more delegated administrators than allowed for the service principal.
- **MAX_POLICY_TYPE_ATTACHMENT_LIMIT_EXCEEDED:** You attempted to exceed the number of policies of a certain type that can be attached to an entity at one time.
- **MAX_TAG_LIMIT_EXCEEDED:** You have exceeded the number of tags allowed on this resource.
- **MEMBER_ACCOUNT_PAYMENT_INSTRUMENT_REQUIRED:** To complete this operation with this member account, you first must associate a valid payment instrument, such as a credit card, with the account. For more information, see [Considerations before removing an account from an organization](#) in the *AWS Organizations User Guide*.

- **MIN_POLICY_TYPE_ATTACHMENT_LIMIT_EXCEEDED:** You attempted to detach a policy from an entity that would cause the entity to have fewer than the minimum number of policies of a certain type required.
- **ORGANIZATION_NOT_IN_ALL_FEATURES_MODE:** You attempted to perform an operation that requires the organization to be configured to support all features. An organization that supports only consolidated billing features can't perform this operation.
- **OU_DEPTH_LIMIT_EXCEEDED:** You attempted to create an OU tree that is too many levels deep.
- **OU_NUMBER_LIMIT_EXCEEDED:** You attempted to exceed the number of OUs that you can have in an organization.
- **POLICY_CONTENT_LIMIT_EXCEEDED:** You attempted to create a policy that is larger than the maximum size.
- **POLICY_NUMBER_LIMIT_EXCEEDED:** You attempted to exceed the number of policies that you can have in an organization.
- **SERVICE_ACCESS_NOT_ENABLED:** You attempted to register a delegated administrator before you enabled service access. Call the `EnableAWSServiceAccess` API first.
- **TAG_POLICY_VIOLATION:** You attempted to create or update a resource with tags that are not compliant with the tag policy requirements for this account.
- **WAIT_PERIOD_ACTIVE:** After you create an AWS account, you must wait until at least seven days after the account was created. Invited accounts aren't subject to this waiting period.

HTTP Status Code: 400

FinalizingOrganizationException

AWS Organizations couldn't perform the operation because your organization hasn't finished initializing. This can take up to an hour. Try again later. If after one hour you continue to receive this error, contact [AWS Support](#).

HTTP Status Code: 400

InvalidInputException

The requested operation failed because you provided invalid values for one or more of the request parameters. This exception includes a reason that contains additional information about the violated limit:

Note

Some of the reasons in the following list might not be applicable to this specific API or operation.

- **DUPLICATE_TAG_KEY:** Tag keys must be unique among the tags attached to the same entity.
- **IMMUTABLE_POLICY:** You specified a policy that is managed by AWS and can't be modified.
- **INPUT_REQUIRED:** You must include a value for all required parameters.
- **INVALID_EMAIL_ADDRESS_TARGET:** You specified an invalid email address for the invited account owner.
- **INVALID_ENUM:** You specified an invalid value.
- **INVALID_ENUM_POLICY_TYPE:** You specified an invalid policy type string.
- **INVALID_FULL_NAME_TARGET:** You specified a full name that contains invalid characters.
- **INVALID_LIST_MEMBER:** You provided a list to a parameter that contains at least one invalid value.
- **INVALID_PAGINATION_TOKEN:** Get the value for the `NextToken` parameter from the response to a previous call of the operation.
- **INVALID_PARTY_TYPE_TARGET:** You specified the wrong type of entity (account, organization, or email) as a party.
- **INVALID_PATTERN:** You provided a value that doesn't match the required pattern.
- **INVALID_PATTERN_TARGET_ID:** You specified a policy target ID that doesn't match the required pattern.
- **INVALID_ROLE_NAME:** You provided a role name that isn't valid. A role name can't begin with the reserved prefix `AWSServiceRoleFor`.
- **INVALID_SYNTAX_ORGANIZATION_ARN:** You specified an invalid Amazon Resource Name (ARN) for the organization.
- **INVALID_SYNTAX_POLICY_ID:** You specified an invalid policy ID.
- **INVALID_SYSTEM_TAGS_PARAMETER:** You specified a tag key that is a system tag. You can't add, edit, or delete system tag keys because they're reserved for AWS use. System tags don't count against your tags per resource limit.
- **MAX_FILTER_LIMIT_EXCEEDED:** You can specify only one filter parameter for the operation.
- **MAX_LENGTH_EXCEEDED:** You provided a string parameter that is longer than allowed.

- **MAX_VALUE_EXCEEDED**: You provided a numeric parameter that has a larger value than allowed.
- **MIN_LENGTH_EXCEEDED**: You provided a string parameter that is shorter than allowed.
- **MIN_VALUE_EXCEEDED**: You provided a numeric parameter that has a smaller value than allowed.
- **MOVING_ACCOUNT_BETWEEN_DIFFERENT_ROOTS**: You can move an account only between entities in the same root.
- **TARGET_NOT_SUPPORTED**: You can't perform the specified operation on that target entity.
- **UNRECOGNIZED_SERVICE_PRINCIPAL**: You specified a service principal that isn't recognized.

HTTP Status Code: 400

ServiceException

AWS Organizations can't complete your request because of an internal service error. Try again later.

HTTP Status Code: 500

TooManyRequestsException

You have sent too many requests in too short a period of time. The quota helps protect against denial-of-service attacks. Try again later.

For information about quotas that affect AWS Organizations, see [Quotas for AWS Organizations](#) in the *AWS Organizations User Guide*.

HTTP Status Code: 400

UnsupportedAPIEndpointException

This action isn't available in the current AWS Region.

HTTP Status Code: 400

Examples

Example

The following example shows how to create a member account in an organization. The member account is configured with the name `Production Account` and the email address of

anaya@example.com. AWS Organizations automatically creates an IAM role using the default name of `OrganizationAccountAccessRole` because the `roleName` parameter isn't specified. Also, the setting that allows IAM users or roles with sufficient permissions to access account billing data is set to the default value of `ALLOW` because the `IamUserAccessToBilling` parameter isn't specified. AWS Organizations automatically sends Anaya a "Welcome to AWS" email.

Sample Request

```
POST / HTTP/1.1
X-Amz-Target: AWSOrganizationsV20161128.CreateAccount

{ "Email": "anaya@example.com", "AccountName": "Production Account" }
```

Sample Response

```
HTTP/1.1 200 OK
Content-Type: application/json
{
  "CreateAccountStatus": {
    "State": "IN_PROGRESS",
    "Id": "car-examplecreateaccountrequestid111"
  }
}
```

See Also

For more information about using this API in one of the language-specific AWS SDKs, see the following:

- [AWS Command Line Interface](#)
- [AWS SDK for .NET](#)
- [AWS SDK for C++](#)
- [AWS SDK for Go v2](#)
- [AWS SDK for Java V2](#)
- [AWS SDK for JavaScript V3](#)
- [AWS SDK for PHP V3](#)
- [AWS SDK for Python](#)
- [AWS SDK for Ruby V3](#)

CreateGovCloudAccount

This action is available if all of the following are true:

- You're authorized to create accounts in the AWS GovCloud (US) Region. For more information on the AWS GovCloud (US) Region, see the [AWS GovCloud User Guide](#).
- You already have an account in the AWS GovCloud (US) Region that is paired with a management account of an organization in the commercial Region.
- You call this action from the management account of your organization in the commercial Region.
- You have the `organizations:CreateGovCloudAccount` permission.

AWS Organizations automatically creates the required service-linked role named `AWSServiceRoleForOrganizations`. For more information, see [AWS Organizations and service-linked roles](#) in the *AWS Organizations User Guide*.

AWS automatically enables CloudTrail for AWS GovCloud (US) accounts, but you should also do the following:

- Verify that CloudTrail is enabled to store logs.
- Create an Amazon S3 bucket for CloudTrail log storage.

For more information, see [Verifying CloudTrail Is Enabled](#) in the *AWS GovCloud User Guide*.

If the request includes tags, then the requester must have the `organizations:TagResource` permission. The tags are attached to the commercial account associated with the GovCloud account, rather than the GovCloud account itself. To add tags to the GovCloud account, call the [TagResource](#) operation in the GovCloud Region after the new GovCloud account exists.

You call this action from the management account of your organization in the commercial Region to create a standalone AWS account in the AWS GovCloud (US) Region. After the account is created, the management account of an organization in the AWS GovCloud (US) Region can invite it to that organization. For more information on inviting standalone accounts in the AWS GovCloud (US) to join an organization, see [AWS Organizations](#) in the *AWS GovCloud User Guide*.

Calling `CreateGovCloudAccount` is an asynchronous request that AWS performs in the background. Because `CreateGovCloudAccount` operates asynchronously, it can return a

successful completion message even though account initialization might still be in progress. You might need to wait a few minutes before you can successfully access the account. To check the status of the request, do one of the following:

- Use the `OperationId` response element from this operation to provide as a parameter to the [DescribeCreateAccountStatus](#) operation.
- Check the CloudTrail log for the `CreateAccountResult` event. For information on using CloudTrail with Organizations, see [Logging and monitoring in AWS Organizations](#) in the *AWS Organizations User Guide*.

When you call the `CreateGovCloudAccount` action, you create two accounts: a standalone account in the AWS GovCloud (US) Region and an associated account in the commercial Region for billing and support purposes. The account in the commercial Region is automatically a member of the organization whose credentials made the request. Both accounts are associated with the same email address.

A role is created in the new account in the commercial Region that allows the management account in the organization in the commercial Region to assume it. An AWS GovCloud (US) account is then created and associated with the commercial account that you just created. A role is also created in the new AWS GovCloud (US) account that can be assumed by the AWS GovCloud (US) account that is associated with the management account of the commercial organization. For more information and to view a diagram that explains how account access works, see [AWS Organizations](#) in the *AWS GovCloud User Guide*.

For more information about creating accounts, see [Creating a member account in your organization](#) in the *AWS Organizations User Guide*.

Important

- When you create an account in an organization using the AWS Organizations console, API, or CLI commands, the information required for the account to operate as a standalone account is *not* automatically collected. This includes a payment method and signing the end user license agreement (EULA). If you must remove an account from your organization later, you can do so only after you provide the missing information. For more information, see [Considerations before removing an account from an organization](#) in the *AWS Organizations User Guide*.

- If you get an exception that indicates that you exceeded your account limits for the organization, contact [AWS Support](#).
- If you get an exception that indicates that the operation failed because your organization is still initializing, wait one hour and then try again. If the error persists, contact [AWS Support](#).
- Using `CreateGovCloudAccount` to create multiple temporary accounts isn't recommended. You can only close an account from the AWS Billing and Cost Management console, and you must be signed in as the root user. For information on the requirements and process for closing an account, see [Closing a member account in your organization](#) in the *AWS Organizations User Guide*.

Note

When you create a member account with this operation, you can choose whether to create the account with the **IAM User and Role Access to Billing Information** switch enabled. If you enable it, IAM users and roles that have appropriate permissions can view billing information for the account. If you disable it, only the account root user can access billing information. For information about how to disable this switch for an account, see [Granting access to your billing information and tools](#).

Request Syntax

```
{
  "AccountName": "string",
  "Email": "string",
  "IamUserAccessToBilling": "string",
  "RoleName": "string",
  "Tags": [
    {
      "Key": "string",
      "Value": "string"
    }
  ]
}
```

Request Parameters

For information about the parameters that are common to all actions, see [Common Parameters](#).

The request accepts the following data in JSON format.

AccountName

The friendly name of the member account.

The account name can consist of only the characters [a-z],[A-Z],[0-9], hyphen (-), or dot (.). You can't separate characters with a dash (–).

Type: String

Length Constraints: Minimum length of 1. Maximum length of 50.

Pattern: `[\u0020-\u007E]+`

Required: Yes

Email

Specifies the email address of the owner to assign to the new member account in the commercial Region. This email address must not already be associated with another AWS account. You must use a valid email address to complete account creation.

The rules for a valid email address:

- The address must be a minimum of 6 and a maximum of 64 characters long.
- All characters must be 7-bit ASCII characters.
- There must be one and only one @ symbol, which separates the local name from the domain name.
- The local name can't contain any of the following characters:

whitespace, " ' () < > [] : ; , \ | % &

- The local name can't begin with a dot (.)
- The domain name can consist of only the characters [a-z],[A-Z],[0-9], hyphen (-), or dot (.)
- The domain name can't begin or end with a hyphen (-) or dot (.)

- The domain name must contain at least one dot

You can't access the root user of the account or remove an account that was created with an invalid email address. Like all request parameters for `CreateGovCloudAccount`, the request for the email address for the AWS GovCloud (US) account originates from the commercial Region, not from the AWS GovCloud (US) Region.

Type: String

Length Constraints: Minimum length of 6. Maximum length of 64.

Pattern: See rules in parameter description

Required: Yes

IamUserAccessToBilling

If set to `ALLOW`, the new linked account in the commercial Region enables IAM users to access account billing information *if* they have the required permissions. If set to `DENY`, only the root user of the new account can access account billing information. For more information, see [About IAM access to the Billing and Cost Management console](#) in the *AWS Billing and Cost Management User Guide*.

If you don't specify this parameter, the value defaults to `ALLOW`, and IAM users and roles with the required permissions can access billing information for the new account.

Type: String

Valid Values: `ALLOW` | `DENY`

Required: No

RoleName

(Optional)

The name of an IAM role that AWS Organizations automatically preconfigures in the new member accounts in both the AWS GovCloud (US) Region and in the commercial Region. This role trusts the management account, allowing users in the management account to assume the role, as permitted by the management account administrator. The role has administrator permissions in the new member account.

If you don't specify this parameter, the role name defaults to `OrganizationAccountAccessRole`.

For more information about how to use this role to access the member account, see the following links:

- [Creating the OrganizationAccountAccessRole in an invited member account](#) in the *AWS Organizations User Guide*
- Steps 2 and 3 in [IAM Tutorial: Delegate access across AWS accounts using IAM roles](#) in the *IAM User Guide*

The [regex pattern](#) that is used to validate this parameter. The pattern can include uppercase letters, lowercase letters, digits with no spaces, and any of the following characters: =, ., @, -

Type: String

Length Constraints: Maximum length of 64.

Pattern: `[\w+=, .@-]{1,64}`

Required: No

Tags

A list of tags that you want to attach to the newly created account. These tags are attached to the commercial account associated with the GovCloud account, and not to the GovCloud account itself. To add tags to the actual GovCloud account, call the [TagResource](#) operation in the GovCloud region after the new GovCloud account exists.

For each tag in the list, you must specify both a tag key and a value. You can set the value to an empty string, but you can't set it to `null`. For more information about tagging, see [Tagging AWS Organizations resources](#) in the AWS Organizations User Guide.

Note

If any one of the tags is not valid or if you exceed the maximum allowed number of tags for an account, then the entire request fails and the account is not created.

Type: Array of [Tag](#) objects

Required: No

Response Syntax

```
{
  "CreateAccountStatus": {
    "AccountId": "string",
    "AccountName": "string",
    "CompletedTimestamp": number,
    "FailureReason": "string",
    "GovCloudAccountId": "string",
    "Id": "string",
    "RequestedTimestamp": number,
    "State": "string"
  }
}
```

Response Elements

If the action is successful, the service sends back an HTTP 200 response.

The following data is returned in JSON format by the service.

CreateAccountStatus

Contains the status about a [CreateAccount](#) or [CreateGovCloudAccount](#) request to create an AWS account or an AWS GovCloud (US) account in an organization.

Type: [CreateAccountStatus](#) object

Errors

For information about the errors that are common to all actions, see [Common Errors](#).

AccessDeniedException

You don't have permissions to perform the requested operation. The user or role that is making the request must have at least one IAM permissions policy attached that grants the required permissions. For more information, see [Access Management](#) in the *IAM User Guide*.

HTTP Status Code: 400

AWSOrganizationsNotInUseException

Your account isn't a member of an organization. To make this request, you must use the credentials of an account that belongs to an organization.

HTTP Status Code: 400

ConcurrentModificationException

The target of the operation is currently being modified by a different request. Try again later.

HTTP Status Code: 400

ConstraintViolationException

Performing this operation violates a minimum or maximum value limit. For example, attempting to remove the last service control policy (SCP) from an OU or root, inviting or creating too many accounts to the organization, or attaching too many policies to an account, OU, or root. This exception includes a reason that contains additional information about the violated limit:

Note

Some of the reasons in the following list might not be applicable to this specific API or operation.

- **ACCOUNT_CANNOT_LEAVE_ORGANIZATION:** You attempted to remove the management account from the organization. You can't remove the management account. Instead, after you remove all member accounts, delete the organization itself.
- **ACCOUNT_CANNOT_LEAVE_WITHOUT_PHONE_VERIFICATION:** You attempted to remove an account from the organization that doesn't yet have enough information to exist as a standalone account. This account requires you to first complete phone verification. Follow the steps at [Removing a member account from your organization](#) in the *AWS Organizations User Guide*.
- **ACCOUNT_CREATION_RATE_LIMIT_EXCEEDED:** You attempted to exceed the number of accounts that you can create in one day.
- **ACCOUNT_CREATION_NOT_COMPLETE:** Your account setup isn't complete or your account isn't fully active. You must complete the account setup before you create an organization.

- **ACCOUNT_NUMBER_LIMIT_EXCEEDED:** You attempted to exceed the limit on the number of accounts in an organization. If you need more accounts, contact [AWS Support](#) to request an increase in your limit.

Or the number of invitations that you tried to send would cause you to exceed the limit of accounts in your organization. Send fewer invitations or contact AWS Support to request an increase in the number of accounts.

 **Note**

Deleted and closed accounts still count toward your limit.

 **Important**

If you get this exception when running a command immediately after creating the organization, wait one hour and try again. After an hour, if the command continues to fail with this error, contact [AWS Support](#).

- **CANNOT_REGISTER_SUSPENDED_ACCOUNT_AS_DELEGATED_ADMINISTRATOR:** You cannot register a suspended account as a delegated administrator.
- **CANNOT_REGISTER_MASTER_AS_DELEGATED_ADMINISTRATOR:** You attempted to register the management account of the organization as a delegated administrator for an AWS service integrated with Organizations. You can designate only a member account as a delegated administrator.
- **CANNOT_CLOSE_MANAGEMENT_ACCOUNT:** You attempted to close the management account. To close the management account for the organization, you must first either remove or close all member accounts in the organization. Follow standard account closure process using root credentials.
- **CANNOT_REMOVE_DELEGATED_ADMINISTRATOR_FROM_ORG:** You attempted to remove an account that is registered as a delegated administrator for a service integrated with your organization. To complete this operation, you must first deregister this account as a delegated administrator.
- **CLOSE_ACCOUNT_QUOTA_EXCEEDED:** You have exceeded close account quota for the past 30 days.

- **CLOSE_ACCOUNT_REQUESTS_LIMIT_EXCEEDED:** You attempted to exceed the number of accounts that you can close at a time.
- **CREATE_ORGANIZATION_IN_BILLING_MODE_UNSUPPORTED_REGION:** To create an organization in the specified region, you must enable all features mode.
- **DELEGATED_ADMINISTRATOR_EXISTS_FOR_THIS_SERVICE:** You attempted to register an AWS account as a delegated administrator for an AWS service that already has a delegated administrator. To complete this operation, you must first deregister any existing delegated administrators for this service.
- **EMAIL_VERIFICATION_CODE_EXPIRED:** The email verification code is only valid for a limited period of time. You must resubmit the request and generate a new verification code.
- **HANDSHAKE_RATE_LIMIT_EXCEEDED:** You attempted to exceed the number of handshakes that you can send in one day.
- **INVALID_PAYMENT_INSTRUMENT:** You cannot remove an account because no supported payment method is associated with the account. AWS does not support cards issued by financial institutions in Russia or Belarus. For more information, see [Managing your AWS payments](#).
- **MASTER_ACCOUNT_ADDRESS_DOES_NOT_MATCH_MARKETPLACE:** To create an account in this organization, you first must migrate the organization's management account to the marketplace that corresponds to the management account's address. All accounts in an organization must be associated with the same marketplace.
- **MASTER_ACCOUNT_MISSING_BUSINESS_LICENSE:** Applies only to the AWS Regions in China. To create an organization, the master must have a valid business license. For more information, contact customer support.
- **MASTER_ACCOUNT_MISSING_CONTACT_INFO:** To complete this operation, you must first provide a valid contact address and phone number for the management account. Then try the operation again.
- **MASTER_ACCOUNT_NOT_GOV_CLOUD_ENABLED:** To complete this operation, the management account must have an associated account in the AWS GovCloud (US-West) Region. For more information, see [AWS Organizations](#) in the *AWS GovCloud User Guide*.
- **MASTER_ACCOUNT_PAYMENT_INSTRUMENT_REQUIRED:** To create an organization with this management account, you first must associate a valid payment instrument, such as a credit card, with the account. For more information, see [Considerations before removing an account from an organization](#) in the *AWS Organizations User Guide*.

- **MAX_DELEGATED_ADMINISTRATORS_FOR_SERVICE_LIMIT_EXCEEDED:** You attempted to register more delegated administrators than allowed for the service principal.
- **MAX_POLICY_TYPE_ATTACHMENT_LIMIT_EXCEEDED:** You attempted to exceed the number of policies of a certain type that can be attached to an entity at one time.
- **MAX_TAG_LIMIT_EXCEEDED:** You have exceeded the number of tags allowed on this resource.
- **MEMBER_ACCOUNT_PAYMENT_INSTRUMENT_REQUIRED:** To complete this operation with this member account, you first must associate a valid payment instrument, such as a credit card, with the account. For more information, see [Considerations before removing an account from an organization](#) in the *AWS Organizations User Guide*.
- **MIN_POLICY_TYPE_ATTACHMENT_LIMIT_EXCEEDED:** You attempted to detach a policy from an entity that would cause the entity to have fewer than the minimum number of policies of a certain type required.
- **ORGANIZATION_NOT_IN_ALL_FEATURES_MODE:** You attempted to perform an operation that requires the organization to be configured to support all features. An organization that supports only consolidated billing features can't perform this operation.
- **OU_DEPTH_LIMIT_EXCEEDED:** You attempted to create an OU tree that is too many levels deep.
- **OU_NUMBER_LIMIT_EXCEEDED:** You attempted to exceed the number of OUs that you can have in an organization.
- **POLICY_CONTENT_LIMIT_EXCEEDED:** You attempted to create a policy that is larger than the maximum size.
- **POLICY_NUMBER_LIMIT_EXCEEDED:** You attempted to exceed the number of policies that you can have in an organization.
- **SERVICE_ACCESS_NOT_ENABLED:** You attempted to register a delegated administrator before you enabled service access. Call the `EnableAWSServiceAccess` API first.
- **TAG_POLICY_VIOLATION:** You attempted to create or update a resource with tags that are not compliant with the tag policy requirements for this account.
- **WAIT_PERIOD_ACTIVE:** After you create an AWS account, you must wait until at least seven days after the account was created. Invited accounts aren't subject to this waiting period.

HTTP Status Code: 400

FinalizingOrganizationException

AWS Organizations couldn't perform the operation because your organization hasn't finished initializing. This can take up to an hour. Try again later. If after one hour you continue to receive this error, contact [AWS Support](#).

HTTP Status Code: 400

InvalidInputException

The requested operation failed because you provided invalid values for one or more of the request parameters. This exception includes a reason that contains additional information about the violated limit:

Note

Some of the reasons in the following list might not be applicable to this specific API or operation.

- **DUPLICATE_TAG_KEY:** Tag keys must be unique among the tags attached to the same entity.
- **IMMUTABLE_POLICY:** You specified a policy that is managed by AWS and can't be modified.
- **INPUT_REQUIRED:** You must include a value for all required parameters.
- **INVALID_EMAIL_ADDRESS_TARGET:** You specified an invalid email address for the invited account owner.
- **INVALID_ENUM:** You specified an invalid value.
- **INVALID_ENUM_POLICY_TYPE:** You specified an invalid policy type string.
- **INVALID_FULL_NAME_TARGET:** You specified a full name that contains invalid characters.
- **INVALID_LIST_MEMBER:** You provided a list to a parameter that contains at least one invalid value.
- **INVALID_PAGINATION_TOKEN:** Get the value for the NextToken parameter from the response to a previous call of the operation.
- **INVALID_PARTY_TYPE_TARGET:** You specified the wrong type of entity (account, organization, or email) as a party.
- **INVALID_PATTERN:** You provided a value that doesn't match the required pattern.
- **INVALID_PATTERN_TARGET_ID:** You specified a policy target ID that doesn't match the required pattern.

- **INVALID_ROLE_NAME:** You provided a role name that isn't valid. A role name can't begin with the reserved prefix `AWSServiceRoleFor`.
- **INVALID_SYNTAX_ORGANIZATION_ARN:** You specified an invalid Amazon Resource Name (ARN) for the organization.
- **INVALID_SYNTAX_POLICY_ID:** You specified an invalid policy ID.
- **INVALID_SYSTEM_TAGS_PARAMETER:** You specified a tag key that is a system tag. You can't add, edit, or delete system tag keys because they're reserved for AWS use. System tags don't count against your tags per resource limit.
- **MAX_FILTER_LIMIT_EXCEEDED:** You can specify only one filter parameter for the operation.
- **MAX_LENGTH_EXCEEDED:** You provided a string parameter that is longer than allowed.
- **MAX_VALUE_EXCEEDED:** You provided a numeric parameter that has a larger value than allowed.
- **MIN_LENGTH_EXCEEDED:** You provided a string parameter that is shorter than allowed.
- **MIN_VALUE_EXCEEDED:** You provided a numeric parameter that has a smaller value than allowed.
- **MOVING_ACCOUNT_BETWEEN_DIFFERENT_ROOTS:** You can move an account only between entities in the same root.
- **TARGET_NOT_SUPPORTED:** You can't perform the specified operation on that target entity.
- **UNRECOGNIZED_SERVICE_PRINCIPAL:** You specified a service principal that isn't recognized.

HTTP Status Code: 400

ServiceException

AWS Organizations can't complete your request because of an internal service error. Try again later.

HTTP Status Code: 500

TooManyRequestsException

You have sent too many requests in too short a period of time. The quota helps protect against denial-of-service attacks. Try again later.

For information about quotas that affect AWS Organizations, see [Quotas for AWS Organizations](#) in the *AWS Organizations User Guide*.

HTTP Status Code: 400

UnsupportedAPIEndpointException

This action isn't available in the current AWS Region.

HTTP Status Code: 400

Examples

Example

The following example shows how to create a member account in the AWS GovCloud (US) Region in an organization. The commercial account is configured with the name `Production Account` and the email address of `anaya@example.com`. AWS Organizations automatically creates an IAM role using the default name of `OrganizationAccountAccessRole` because the `roleName` parameter isn't specified. Also, the setting that allows IAM users or roles with sufficient permissions to access account billing data in the account in the commercial Region is set to the default value of `ALLOW` because the `IamUserAccessToBilling` parameter isn't specified. AWS Organizations automatically sends Anaya a "Welcome to AWS" email.

Sample Request

```
POST / HTTP/1.1
X-Amz-Target: AWSOrganizationsV20161128.CreateGovCloudAccount

{ "Email": "anaya@example.com", "AccountName": "Production Account" }
```

Sample Response

```
HTTP/1.1 200 OK
Content-Type: application/json
{
  "CreateAccountStatus": {
    "State": "IN_PROGRESS",
    "Id": "car-examplecreateaccountrequestid111"
  }
}
```

See Also

For more information about using this API in one of the language-specific AWS SDKs, see the following:

- [AWS Command Line Interface](#)
- [AWS SDK for .NET](#)
- [AWS SDK for C++](#)
- [AWS SDK for Go v2](#)
- [AWS SDK for Java V2](#)
- [AWS SDK for JavaScript V3](#)
- [AWS SDK for PHP V3](#)
- [AWS SDK for Python](#)
- [AWS SDK for Ruby V3](#)

CreateOrganization

Creates an AWS organization. The account whose user is calling the `CreateOrganization` operation automatically becomes the [management account](#) of the new organization.

This operation must be called using credentials from the account that is to become the new organization's management account. The principal must also have the relevant IAM permissions.

By default (or if you set the `FeatureSet` parameter to `ALL`), the new organization is created with all features enabled and service control policies automatically enabled in the root. If you instead choose to create the organization supporting only the consolidated billing features by setting the `FeatureSet` parameter to `CONSOLIDATED_BILLING`, no policy types are enabled by default and you can't use organization policies.

Request Syntax

```
{
  "FeatureSet": "string"
}
```

Request Parameters

For information about the parameters that are common to all actions, see [Common Parameters](#).

The request accepts the following data in JSON format.

[FeatureSet](#)

Specifies the feature set supported by the new organization. Each feature set supports different levels of functionality.

- `CONSOLIDATED_BILLING`: All member accounts have their bills consolidated to and paid by the management account. For more information, see [Consolidated billing](#) in the *AWS Organizations User Guide*.

The consolidated billing feature subset isn't available for organizations in the AWS GovCloud (US) Region.

- `ALL`: In addition to all the features supported by the consolidated billing feature set, the management account can also apply any policy type to any member account in the organization. For more information, see [All features](#) in the *AWS Organizations User Guide*.

Type: String

Valid Values: ALL | CONSOLIDATED_BILLING

Required: No

Response Syntax

```
{
  "Organization": {
    "Arn": "string",
    "AvailablePolicyTypes": [
      {
        "Status": "string",
        "Type": "string"
      }
    ],
    "FeatureSet": "string",
    "Id": "string",
    "MasterAccountArn": "string",
    "MasterAccountEmail": "string",
    "MasterAccountId": "string"
  }
}
```

Response Elements

If the action is successful, the service sends back an HTTP 200 response.

The following data is returned in JSON format by the service.

Organization

A structure that contains details about the newly created organization.

Type: [Organization](#) object

Errors

For information about the errors that are common to all actions, see [Common Errors](#).

AccessDeniedException

You don't have permissions to perform the requested operation. The user or role that is making the request must have at least one IAM permissions policy attached that grants the required permissions. For more information, see [Access Management](#) in the *IAM User Guide*.

HTTP Status Code: 400

AccessDeniedForDependencyException

The operation that you attempted requires you to have the `iam:CreateServiceLinkedRole` for `organizations.amazonaws.com` permission so that AWS Organizations can create the required service-linked role. You don't have that permission.

HTTP Status Code: 400

AlreadyInOrganizationException

This account is already a member of an organization. An account can belong to only one organization at a time.

HTTP Status Code: 400

ConcurrentModificationException

The target of the operation is currently being modified by a different request. Try again later.

HTTP Status Code: 400

ConstraintViolationException


Performing this operation violates a minimum or maximum value limit. For example, attempting to remove the last service control policy (SCP) from an OU or root, inviting or creating too many accounts to the organization, or attaching too many policies to an account, OU, or root. This exception includes a reason that contains additional information about the violated limit:

Note

Some of the reasons in the following list might not be applicable to this specific API or operation.

- **ACCOUNT_CANNOT_LEAVE_ORGANIZATION:** You attempted to remove the management account from the organization. You can't remove the management account. Instead, after you remove all member accounts, delete the organization itself.
- **ACCOUNT_CANNOT_LEAVE_WITHOUT_PHONE_VERIFICATION:** You attempted to remove an account from the organization that doesn't yet have enough information to exist as a standalone account. This account requires you to first complete phone verification. Follow the steps at [Removing a member account from your organization](#) in the *AWS Organizations User Guide*.
- **ACCOUNT_CREATION_RATE_LIMIT_EXCEEDED:** You attempted to exceed the number of accounts that you can create in one day.
- **ACCOUNT_CREATION_NOT_COMPLETE:** Your account setup isn't complete or your account isn't fully active. You must complete the account setup before you create an organization.
- **ACCOUNT_NUMBER_LIMIT_EXCEEDED:** You attempted to exceed the limit on the number of accounts in an organization. If you need more accounts, contact [AWS Support](#) to request an increase in your limit.

Or the number of invitations that you tried to send would cause you to exceed the limit of accounts in your organization. Send fewer invitations or contact AWS Support to request an increase in the number of accounts.

 **Note**

Deleted and closed accounts still count toward your limit.

 **Important**

If you get this exception when running a command immediately after creating the organization, wait one hour and try again. After an hour, if the command continues to fail with this error, contact [AWS Support](#).

- **CANNOT_REGISTER_SUSPENDED_ACCOUNT_AS_DELEGATED_ADMINISTRATOR:** You cannot register a suspended account as a delegated administrator.
- **CANNOT_REGISTER_MASTER_AS_DELEGATED_ADMINISTRATOR:** You attempted to register the management account of the organization as a delegated administrator for an AWS service

integrated with Organizations. You can designate only a member account as a delegated administrator.

- **CANNOT_CLOSE_MANAGEMENT_ACCOUNT:** You attempted to close the management account. To close the management account for the organization, you must first either remove or close all member accounts in the organization. Follow standard account closure process using root credentials.
- **CANNOT_REMOVE_DELEGATED_ADMINISTRATOR_FROM_ORG:** You attempted to remove an account that is registered as a delegated administrator for a service integrated with your organization. To complete this operation, you must first deregister this account as a delegated administrator.
- **CLOSE_ACCOUNT_QUOTA_EXCEEDED:** You have exceeded close account quota for the past 30 days.
- **CLOSE_ACCOUNT_REQUESTS_LIMIT_EXCEEDED:** You attempted to exceed the number of accounts that you can close at a time.
- **CREATE_ORGANIZATION_IN_BILLING_MODE_UNSUPPORTED_REGION:** To create an organization in the specified region, you must enable all features mode.
- **DELEGATED_ADMINISTRATOR_EXISTS_FOR_THIS_SERVICE:** You attempted to register an AWS account as a delegated administrator for an AWS service that already has a delegated administrator. To complete this operation, you must first deregister any existing delegated administrators for this service.
- **EMAIL_VERIFICATION_CODE_EXPIRED:** The email verification code is only valid for a limited period of time. You must resubmit the request and generate a new verification code.
- **HANDSHAKE_RATE_LIMIT_EXCEEDED:** You attempted to exceed the number of handshakes that you can send in one day.
- **INVALID_PAYMENT_INSTRUMENT:** You cannot remove an account because no supported payment method is associated with the account. AWS does not support cards issued by financial institutions in Russia or Belarus. For more information, see [Managing your AWS payments](#).
- **MASTER_ACCOUNT_ADDRESS_DOES_NOT_MATCH_MARKETPLACE:** To create an account in this organization, you first must migrate the organization's management account to the marketplace that corresponds to the management account's address. All accounts in an organization must be associated with the same marketplace.

- **MASTER_ACCOUNT_MISSING_BUSINESS_LICENSE:** Applies only to the AWS Regions in China. To create an organization, the master must have a valid business license. For more information, contact customer support.
- **MASTER_ACCOUNT_MISSING_CONTACT_INFO:** To complete this operation, you must first provide a valid contact address and phone number for the management account. Then try the operation again.
- **MASTER_ACCOUNT_NOT_GOV_CLOUD_ENABLED:** To complete this operation, the management account must have an associated account in the AWS GovCloud (US-West) Region. For more information, see [AWS Organizations](#) in the *AWS GovCloud User Guide*.
- **MASTER_ACCOUNT_PAYMENT_INSTRUMENT_REQUIRED:** To create an organization with this management account, you first must associate a valid payment instrument, such as a credit card, with the account. For more information, see [Considerations before removing an account from an organization](#) in the *AWS Organizations User Guide*.
- **MAX_DELEGATED_ADMINISTRATORS_FOR_SERVICE_LIMIT_EXCEEDED:** You attempted to register more delegated administrators than allowed for the service principal.
- **MAX_POLICY_TYPE_ATTACHMENT_LIMIT_EXCEEDED:** You attempted to exceed the number of policies of a certain type that can be attached to an entity at one time.
- **MAX_TAG_LIMIT_EXCEEDED:** You have exceeded the number of tags allowed on this resource.
- **MEMBER_ACCOUNT_PAYMENT_INSTRUMENT_REQUIRED:** To complete this operation with this member account, you first must associate a valid payment instrument, such as a credit card, with the account. For more information, see [Considerations before removing an account from an organization](#) in the *AWS Organizations User Guide*.
- **MIN_POLICY_TYPE_ATTACHMENT_LIMIT_EXCEEDED:** You attempted to detach a policy from an entity that would cause the entity to have fewer than the minimum number of policies of a certain type required.
- **ORGANIZATION_NOT_IN_ALL_FEATURES_MODE:** You attempted to perform an operation that requires the organization to be configured to support all features. An organization that supports only consolidated billing features can't perform this operation.
- **OU_DEPTH_LIMIT_EXCEEDED:** You attempted to create an OU tree that is too many levels deep.
- **OU_NUMBER_LIMIT_EXCEEDED:** You attempted to exceed the number of OUs that you can have in an organization.
- **POLICY_CONTENT_LIMIT_EXCEEDED:** You attempted to create a policy that is larger than the maximum size.

- **POLICY_NUMBER_LIMIT_EXCEEDED:** You attempted to exceed the number of policies that you can have in an organization.
- **SERVICE_ACCESS_NOT_ENABLED:** You attempted to register a delegated administrator before you enabled service access. Call the `EnableAWSServiceAccess` API first.
- **TAG_POLICY_VIOLATION:** You attempted to create or update a resource with tags that are not compliant with the tag policy requirements for this account.
- **WAIT_PERIOD_ACTIVE:** After you create an AWS account, you must wait until at least seven days after the account was created. Invited accounts aren't subject to this waiting period.

HTTP Status Code: 400

InvalidInputException

The requested operation failed because you provided invalid values for one or more of the request parameters. This exception includes a reason that contains additional information about the violated limit:

Note

Some of the reasons in the following list might not be applicable to this specific API or operation.

- **DUPLICATE_TAG_KEY:** Tag keys must be unique among the tags attached to the same entity.
- **IMMUTABLE_POLICY:** You specified a policy that is managed by AWS and can't be modified.
- **INPUT_REQUIRED:** You must include a value for all required parameters.
- **INVALID_EMAIL_ADDRESS_TARGET:** You specified an invalid email address for the invited account owner.
- **INVALID_ENUM:** You specified an invalid value.
- **INVALID_ENUM_POLICY_TYPE:** You specified an invalid policy type string.
- **INVALID_FULL_NAME_TARGET:** You specified a full name that contains invalid characters.
- **INVALID_LIST_MEMBER:** You provided a list to a parameter that contains at least one invalid value.
- **INVALID_PAGINATION_TOKEN:** Get the value for the `NextToken` parameter from the response to a previous call of the operation.

- **INVALID_PARTY_TYPE_TARGET:** You specified the wrong type of entity (account, organization, or email) as a party.
- **INVALID_PATTERN:** You provided a value that doesn't match the required pattern.
- **INVALID_PATTERN_TARGET_ID:** You specified a policy target ID that doesn't match the required pattern.
- **INVALID_ROLE_NAME:** You provided a role name that isn't valid. A role name can't begin with the reserved prefix `AWSServiceRoleFor`.
- **INVALID_SYNTAX_ORGANIZATION_ARN:** You specified an invalid Amazon Resource Name (ARN) for the organization.
- **INVALID_SYNTAX_POLICY_ID:** You specified an invalid policy ID.
- **INVALID_SYSTEM_TAGS_PARAMETER:** You specified a tag key that is a system tag. You can't add, edit, or delete system tag keys because they're reserved for AWS use. System tags don't count against your tags per resource limit.
- **MAX_FILTER_LIMIT_EXCEEDED:** You can specify only one filter parameter for the operation.
- **MAX_LENGTH_EXCEEDED:** You provided a string parameter that is longer than allowed.
- **MAX_VALUE_EXCEEDED:** You provided a numeric parameter that has a larger value than allowed.
- **MIN_LENGTH_EXCEEDED:** You provided a string parameter that is shorter than allowed.
- **MIN_VALUE_EXCEEDED:** You provided a numeric parameter that has a smaller value than allowed.
- **MOVING_ACCOUNT_BETWEEN_DIFFERENT_ROOTS:** You can move an account only between entities in the same root.
- **TARGET_NOT_SUPPORTED:** You can't perform the specified operation on that target entity.
- **UNRECOGNIZED_SERVICE_PRINCIPAL:** You specified a service principal that isn't recognized.

HTTP Status Code: 400

ServiceException

AWS Organizations can't complete your request because of an internal service error. Try again later.

HTTP Status Code: 500

TooManyRequestsException

You have sent too many requests in too short a period of time. The quota helps protect against denial-of-service attacks. Try again later.

For information about quotas that affect AWS Organizations, see [Quotas for AWS Organizations](#) in the *AWS Organizations User Guide*.

HTTP Status Code: 400

Examples

Example

Diego wants to create an organization using credentials from account 111111111111. The following example shows that the account becomes the management account in the new organization. Because he doesn't specify a features set, the new organization defaults to all features enabled and service control policies are enabled on the root.

The output includes an organization structure that contains details about the new organization.

Sample Request

```
POST / HTTP/1.1
X-Amz-Target: AWSOrganizationsV20161128.CreateOrganization

{}
```

Sample Response

```
HTTP/1.1 200 OK
Content-Type: application/json
{
  "Organization": {
    "AvailablePolicyTypes": [
      {
        "Status": "ENABLED",
        "Type": "SERVICE_CONTROL_POLICY"
      }
    ],
    "MasterAccountId": "111111111111",
```

```
    "MasterAccountArn": "arn:aws:organizations::111111111111:account/o-  
exampleorgid/111111111111",  
    "MasterAccountEmail": "diego@example.com",  
    "FeatureSet": "ALL",  
    "Id": "o-exampleorgid",  
    "Arn": "arn:aws:organizations::111111111111:organization/o-exampleorgid"  
  }  
}
```

Example

The following example creates an organization that supports only the consolidated billing features.

Sample Request

```
POST / HTTP/1.1  
X-Amz-Target: AWSOrganizationsV20161128.CreateOrganization  
  
{ "FeatureSet": "CONSOLIDATED_BILLING" }
```

Sample Response

```
HTTP/1.1 200 OK  
Content-Type: application/json  
{  
  "Organization": {  
    "Arn": "arn:aws:organizations::111111111111:organization/o-exampleorgid",  
    "AvailablePolicyTypes": [],  
    "Id": "o-exampleorgid",  
    "MasterAccountArn": "arn:aws:organizations::111111111111:account/o-  
exampleorgid/111111111111",  
    "MasterAccountEmail": "diego@example.com",  
    "MasterAccountId": "111111111111",  
    "FeatureSet": "CONSOLIDATED_BILLING"  
  }  
}
```

See Also

For more information about using this API in one of the language-specific AWS SDKs, see the following:

- [AWS Command Line Interface](#)
- [AWS SDK for .NET](#)
- [AWS SDK for C++](#)
- [AWS SDK for Go v2](#)
- [AWS SDK for Java V2](#)
- [AWS SDK for JavaScript V3](#)
- [AWS SDK for PHP V3](#)
- [AWS SDK for Python](#)
- [AWS SDK for Ruby V3](#)

CreateOrganizationalUnit

Creates an organizational unit (OU) within a root or parent OU. An OU is a container for accounts that enables you to organize your accounts to apply policies according to your business requirements. The number of levels deep that you can nest OUs is dependent upon the policy types enabled for that root. For service control policies, the limit is five.

For more information about OUs, see [Managing organizational units \(OUs\)](#) in the *AWS Organizations User Guide*.

If the request includes tags, then the requester must have the `organizations:TagResource` permission.

This operation can be called only from the organization's management account.

Request Syntax

```
{
  "Name": "string",
  "ParentId": "string",
  "Tags": [
    {
      "Key": "string",
      "Value": "string"
    }
  ]
}
```

Request Parameters

For information about the parameters that are common to all actions, see [Common Parameters](#).

The request accepts the following data in JSON format.

Name

The friendly name to assign to the new OU.

Type: String

Length Constraints: Minimum length of 1. Maximum length of 128.

Pattern: `[\s\S]*`

Required: Yes

ParentId

The unique identifier (ID) of the parent root or OU that you want to create the new OU in.

The [regex pattern](#) for a parent ID string requires one of the following:

- **Root** - A string that begins with "r-" followed by from 4 to 32 lowercase letters or digits.
- **Organizational unit (OU)** - A string that begins with "ou-" followed by from 4 to 32 lowercase letters or digits (the ID of the root that the OU is in). This string is followed by a second "-" dash and from 8 to 32 additional lowercase letters or digits.

Type: String

Length Constraints: Maximum length of 100.

Pattern: `^(r-[0-9a-z]{4,32})|(ou-[0-9a-z]{4,32}-[a-z0-9]{8,32})$`

Required: Yes

Tags

A list of tags that you want to attach to the newly created OU. For each tag in the list, you must specify both a tag key and a value. You can set the value to an empty string, but you can't set it to null. For more information about tagging, see [Tagging AWS Organizations resources](#) in the AWS Organizations User Guide.

Note

If any one of the tags is not valid or if you exceed the allowed number of tags for an OU, then the entire request fails and the OU is not created.

Type: Array of [Tag](#) objects

Required: No

Response Syntax

```
{
```

```
"OrganizationalUnit": {  
  "Arn": "string",  
  "Id": "string",  
  "Name": "string"  
}
```

Response Elements

If the action is successful, the service sends back an HTTP 200 response.

The following data is returned in JSON format by the service.

OrganizationalUnit

A structure that contains details about the newly created OU.

Type: [OrganizationalUnit](#) object

Errors

For information about the errors that are common to all actions, see [Common Errors](#).

AccessDeniedException

You don't have permissions to perform the requested operation. The user or role that is making the request must have at least one IAM permissions policy attached that grants the required permissions. For more information, see [Access Management](#) in the *IAM User Guide*.

HTTP Status Code: 400

AWSOrganizationsNotInUseException

Your account isn't a member of an organization. To make this request, you must use the credentials of an account that belongs to an organization.

HTTP Status Code: 400

ConcurrentModificationException

The target of the operation is currently being modified by a different request. Try again later.

HTTP Status Code: 400

ConstraintViolationException

Performing this operation violates a minimum or maximum value limit. For example, attempting to remove the last service control policy (SCP) from an OU or root, inviting or creating too many accounts to the organization, or attaching too many policies to an account, OU, or root. This exception includes a reason that contains additional information about the violated limit:

Note

Some of the reasons in the following list might not be applicable to this specific API or operation.

- **ACCOUNT_CANNOT_LEAVE_ORGANIZATION:** You attempted to remove the management account from the organization. You can't remove the management account. Instead, after you remove all member accounts, delete the organization itself.
- **ACCOUNT_CANNOT_LEAVE_WITHOUT_PHONE_VERIFICATION:** You attempted to remove an account from the organization that doesn't yet have enough information to exist as a standalone account. This account requires you to first complete phone verification. Follow the steps at [Removing a member account from your organization](#) in the *AWS Organizations User Guide*.
- **ACCOUNT_CREATION_RATE_LIMIT_EXCEEDED:** You attempted to exceed the number of accounts that you can create in one day.
- **ACCOUNT_CREATION_NOT_COMPLETE:** Your account setup isn't complete or your account isn't fully active. You must complete the account setup before you create an organization.
- **ACCOUNT_NUMBER_LIMIT_EXCEEDED:** You attempted to exceed the limit on the number of accounts in an organization. If you need more accounts, contact [AWS Support](#) to request an increase in your limit.

Or the number of invitations that you tried to send would cause you to exceed the limit of accounts in your organization. Send fewer invitations or contact AWS Support to request an increase in the number of accounts.

Note

Deleted and closed accounts still count toward your limit.

⚠ Important

If you get this exception when running a command immediately after creating the organization, wait one hour and try again. After an hour, if the command continues to fail with this error, contact [AWS Support](#).

- **CANNOT_REGISTER_SUSPENDED_ACCOUNT_AS_DELEGATED_ADMINISTRATOR:** You cannot register a suspended account as a delegated administrator.
- **CANNOT_REGISTER_MASTER_AS_DELEGATED_ADMINISTRATOR:** You attempted to register the management account of the organization as a delegated administrator for an AWS service integrated with Organizations. You can designate only a member account as a delegated administrator.
- **CANNOT_CLOSE_MANAGEMENT_ACCOUNT:** You attempted to close the management account. To close the management account for the organization, you must first either remove or close all member accounts in the organization. Follow standard account closure process using root credentials.
- **CANNOT_REMOVE_DELEGATED_ADMINISTRATOR_FROM_ORG:** You attempted to remove an account that is registered as a delegated administrator for a service integrated with your organization. To complete this operation, you must first deregister this account as a delegated administrator.
- **CLOSE_ACCOUNT_QUOTA_EXCEEDED:** You have exceeded close account quota for the past 30 days.
- **CLOSE_ACCOUNT_REQUESTS_LIMIT_EXCEEDED:** You attempted to exceed the number of accounts that you can close at a time.
- **CREATE_ORGANIZATION_IN_BILLING_MODE_UNSUPPORTED_REGION:** To create an organization in the specified region, you must enable all features mode.
- **DELEGATED_ADMINISTRATOR_EXISTS_FOR_THIS_SERVICE:** You attempted to register an AWS account as a delegated administrator for an AWS service that already has a delegated administrator. To complete this operation, you must first deregister any existing delegated administrators for this service.
- **EMAIL_VERIFICATION_CODE_EXPIRED:** The email verification code is only valid for a limited period of time. You must resubmit the request and generate a new verification code.

- **HANDSHAKE_RATE_LIMIT_EXCEEDED:** You attempted to exceed the number of handshakes that you can send in one day.
- **INVALID_PAYMENT_INSTRUMENT:** You cannot remove an account because no supported payment method is associated with the account. AWS does not support cards issued by financial institutions in Russia or Belarus. For more information, see [Managing your AWS payments](#).
- **MASTER_ACCOUNT_ADDRESS_DOES_NOT_MATCH_MARKETPLACE:** To create an account in this organization, you first must migrate the organization's management account to the marketplace that corresponds to the management account's address. All accounts in an organization must be associated with the same marketplace.
- **MASTER_ACCOUNT_MISSING_BUSINESS_LICENSE:** Applies only to the AWS Regions in China. To create an organization, the master must have a valid business license. For more information, contact customer support.
- **MASTER_ACCOUNT_MISSING_CONTACT_INFO:** To complete this operation, you must first provide a valid contact address and phone number for the management account. Then try the operation again.
- **MASTER_ACCOUNT_NOT_GOV_CLOUD_ENABLED:** To complete this operation, the management account must have an associated account in the AWS GovCloud (US-West) Region. For more information, see [AWS Organizations](#) in the *AWS GovCloud User Guide*.
- **MASTER_ACCOUNT_PAYMENT_INSTRUMENT_REQUIRED:** To create an organization with this management account, you first must associate a valid payment instrument, such as a credit card, with the account. For more information, see [Considerations before removing an account from an organization](#) in the *AWS Organizations User Guide*.
- **MAX_DELEGATED_ADMINISTRATORS_FOR_SERVICE_LIMIT_EXCEEDED:** You attempted to register more delegated administrators than allowed for the service principal.
- **MAX_POLICY_TYPE_ATTACHMENT_LIMIT_EXCEEDED:** You attempted to exceed the number of policies of a certain type that can be attached to an entity at one time.
- **MAX_TAG_LIMIT_EXCEEDED:** You have exceeded the number of tags allowed on this resource.
- **MEMBER_ACCOUNT_PAYMENT_INSTRUMENT_REQUIRED:** To complete this operation with this member account, you first must associate a valid payment instrument, such as a credit card, with the account. For more information, see [Considerations before removing an account from an organization](#) in the *AWS Organizations User Guide*.

- **MIN_POLICY_TYPE_ATTACHMENT_LIMIT_EXCEEDED:** You attempted to detach a policy from an entity that would cause the entity to have fewer than the minimum number of policies of a certain type required.
- **ORGANIZATION_NOT_IN_ALL_FEATURES_MODE:** You attempted to perform an operation that requires the organization to be configured to support all features. An organization that supports only consolidated billing features can't perform this operation.
- **OU_DEPTH_LIMIT_EXCEEDED:** You attempted to create an OU tree that is too many levels deep.
- **OU_NUMBER_LIMIT_EXCEEDED:** You attempted to exceed the number of OUs that you can have in an organization.
- **POLICY_CONTENT_LIMIT_EXCEEDED:** You attempted to create a policy that is larger than the maximum size.
- **POLICY_NUMBER_LIMIT_EXCEEDED:** You attempted to exceed the number of policies that you can have in an organization.
- **SERVICE_ACCESS_NOT_ENABLED:** You attempted to register a delegated administrator before you enabled service access. Call the `EnableAWSServiceAccess` API first.
- **TAG_POLICY_VIOLATION:** You attempted to create or update a resource with tags that are not compliant with the tag policy requirements for this account.
- **WAIT_PERIOD_ACTIVE:** After you create an AWS account, you must wait until at least seven days after the account was created. Invited accounts aren't subject to this waiting period.

HTTP Status Code: 400

DuplicateOrganizationalUnitException

An OU with the same name already exists.

HTTP Status Code: 400

InvalidInputException

The requested operation failed because you provided invalid values for one or more of the request parameters. This exception includes a reason that contains additional information about the violated limit:

Note

Some of the reasons in the following list might not be applicable to this specific API or operation.

- **DUPLICATE_TAG_KEY:** Tag keys must be unique among the tags attached to the same entity.
- **IMMUTABLE_POLICY:** You specified a policy that is managed by AWS and can't be modified.
- **INPUT_REQUIRED:** You must include a value for all required parameters.
- **INVALID_EMAIL_ADDRESS_TARGET:** You specified an invalid email address for the invited account owner.
- **INVALID_ENUM:** You specified an invalid value.
- **INVALID_ENUM_POLICY_TYPE:** You specified an invalid policy type string.
- **INVALID_FULL_NAME_TARGET:** You specified a full name that contains invalid characters.
- **INVALID_LIST_MEMBER:** You provided a list to a parameter that contains at least one invalid value.
- **INVALID_PAGINATION_TOKEN:** Get the value for the `NextToken` parameter from the response to a previous call of the operation.
- **INVALID_PARTY_TYPE_TARGET:** You specified the wrong type of entity (account, organization, or email) as a party.
- **INVALID_PATTERN:** You provided a value that doesn't match the required pattern.
- **INVALID_PATTERN_TARGET_ID:** You specified a policy target ID that doesn't match the required pattern.
- **INVALID_ROLE_NAME:** You provided a role name that isn't valid. A role name can't begin with the reserved prefix `AWSServiceRoleFor`.
- **INVALID_SYNTAX_ORGANIZATION_ARN:** You specified an invalid Amazon Resource Name (ARN) for the organization.
- **INVALID_SYNTAX_POLICY_ID:** You specified an invalid policy ID.
- **INVALID_SYSTEM_TAGS_PARAMETER:** You specified a tag key that is a system tag. You can't add, edit, or delete system tag keys because they're reserved for AWS use. System tags don't count against your tags per resource limit.
- **MAX_FILTER_LIMIT_EXCEEDED:** You can specify only one filter parameter for the operation.
- **MAX_LENGTH_EXCEEDED:** You provided a string parameter that is longer than allowed.

- **MAX_VALUE_EXCEEDED**: You provided a numeric parameter that has a larger value than allowed.
- **MIN_LENGTH_EXCEEDED**: You provided a string parameter that is shorter than allowed.
- **MIN_VALUE_EXCEEDED**: You provided a numeric parameter that has a smaller value than allowed.
- **MOVING_ACCOUNT_BETWEEN_DIFFERENT_ROOTS**: You can move an account only between entities in the same root.
- **TARGET_NOT_SUPPORTED**: You can't perform the specified operation on that target entity.
- **UNRECOGNIZED_SERVICE_PRINCIPAL**: You specified a service principal that isn't recognized.

HTTP Status Code: 400

ParentNotFoundException

We can't find a root or OU with the `ParentId` that you specified.

HTTP Status Code: 400

ServiceException

AWS Organizations can't complete your request because of an internal service error. Try again later.

HTTP Status Code: 500

TooManyRequestsException

You have sent too many requests in too short a period of time. The quota helps protect against denial-of-service attacks. Try again later.

For information about quotas that affect AWS Organizations, see [Quotas for AWS Organizations](#) in the *AWS Organizations User Guide*.

HTTP Status Code: 400

Examples

Example

The following example shows how to create an OU that is named `AccountingOU`.

Sample Request

```
POST / HTTP/1.1
X-Amz-Target: AWSOrganizationsV20161128.CreateOrganizationalUnit

{ "ParentId": "r-examplerootid111", "Name": "AccountingOU" }
```

Sample Response

```
HTTP/1.1 200 OK
Content-Type: application/json
{
  "OrganizationalUnit": {
    "Id": "ou-examplerootid111-exampleouid111",
    "Arn": "arn:aws:organizations::111111111111:ou/o-exampleorgid/ou-examplerootid111-exampleouid111",
    "Name": "AccountingOU"
  }
}
```

See Also

For more information about using this API in one of the language-specific AWS SDKs, see the following:

- [AWS Command Line Interface](#)
- [AWS SDK for .NET](#)
- [AWS SDK for C++](#)
- [AWS SDK for Go v2](#)
- [AWS SDK for Java V2](#)
- [AWS SDK for JavaScript V3](#)
- [AWS SDK for PHP V3](#)
- [AWS SDK for Python](#)
- [AWS SDK for Ruby V3](#)

CreatePolicy

Creates a policy of a specified type that you can attach to a root, an organizational unit (OU), or an individual AWS account.

For more information about policies and their use, see [Managing AWS Organizations policies](#).

If the request includes tags, then the requester must have the `organizations:TagResource` permission.

This operation can be called only from the organization's management account or by a member account that is a delegated administrator for an AWS service.

Request Syntax

```
{
  "Content": "string",
  "Description": "string",
  "Name": "string",
  "Tags": [
    {
      "Key": "string",
      "Value": "string"
    }
  ],
  "Type": "string"
}
```

Request Parameters

For information about the parameters that are common to all actions, see [Common Parameters](#).

The request accepts the following data in JSON format.

Content

The policy text content to add to the new policy. The text that you supply must adhere to the rules of the policy type you specify in the Type parameter.

The maximum size of a policy document depends on the policy's type. For more information, see [Maximum and minimum values](#) in the *AWS Organizations User Guide*.

Type: String

Length Constraints: Minimum length of 1.

Pattern: `[\s\S]*`

Required: Yes

Description

An optional description to assign to the policy.

Type: String

Length Constraints: Maximum length of 512.

Pattern: `[\s\S]*`

Required: Yes

Name

The friendly name to assign to the policy.

The [regex pattern](#) that is used to validate this parameter is a string of any of the characters in the ASCII character range.

Type: String

Length Constraints: Minimum length of 1. Maximum length of 128.

Pattern: `[\s\S]*`

Required: Yes

Tags

A list of tags that you want to attach to the newly created policy. For each tag in the list, you must specify both a tag key and a value. You can set the value to an empty string, but you can't set it to `null`. For more information about tagging, see [Tagging AWS Organizations resources](#) in the AWS Organizations User Guide.

Note

If any one of the tags is not valid or if you exceed the allowed number of tags for a policy, then the entire request fails and the policy is not created.

Type: Array of [Tag](#) objects

Required: No

Type

The type of policy to create. You can specify one of the following values:

- [AISERVICES_OPT_OUT_POLICY](#)
- [BACKUP_POLICY](#)
- [SERVICE_CONTROL_POLICY](#)
- [TAG_POLICY](#)

Type: String

Valid Values: SERVICE_CONTROL_POLICY | TAG_POLICY | BACKUP_POLICY | AISERVICES_OPT_OUT_POLICY

Required: Yes

Response Syntax

```
{
  "Policy": {
    "Content": "string",
    "PolicySummary": {
      "Arn": "string",
      "AwsManaged": boolean,
      "Description": "string",
      "Id": "string",
      "Name": "string",
      "Type": "string"
    }
  }
}
```

Response Elements

If the action is successful, the service sends back an HTTP 200 response.

The following data is returned in JSON format by the service.

[Policy](#)

A structure that contains details about the newly created policy.

Type: [Policy](#) object

Errors

For information about the errors that are common to all actions, see [Common Errors](#).

AccessDeniedException

You don't have permissions to perform the requested operation. The user or role that is making the request must have at least one IAM permissions policy attached that grants the required permissions. For more information, see [Access Management](#) in the *IAM User Guide*.

HTTP Status Code: 400

AWSOrganizationsNotInUseException

Your account isn't a member of an organization. To make this request, you must use the credentials of an account that belongs to an organization.

HTTP Status Code: 400

ConcurrentModificationException

The target of the operation is currently being modified by a different request. Try again later.

HTTP Status Code: 400

ConstraintViolationException


Performing this operation violates a minimum or maximum value limit. For example, attempting to remove the last service control policy (SCP) from an OU or root, inviting or creating too many accounts to the organization, or attaching too many policies to an account, OU, or root. This exception includes a reason that contains additional information about the violated limit:

Note

Some of the reasons in the following list might not be applicable to this specific API or operation.

- **ACCOUNT_CANNOT_LEAVE_ORGANIZATION:** You attempted to remove the management account from the organization. You can't remove the management account. Instead, after you remove all member accounts, delete the organization itself.
- **ACCOUNT_CANNOT_LEAVE_WITHOUT_PHONE_VERIFICATION:** You attempted to remove an account from the organization that doesn't yet have enough information to exist as a standalone account. This account requires you to first complete phone verification. Follow the steps at [Removing a member account from your organization](#) in the *AWS Organizations User Guide*.
- **ACCOUNT_CREATION_RATE_LIMIT_EXCEEDED:** You attempted to exceed the number of accounts that you can create in one day.
- **ACCOUNT_CREATION_NOT_COMPLETE:** Your account setup isn't complete or your account isn't fully active. You must complete the account setup before you create an organization.
- **ACCOUNT_NUMBER_LIMIT_EXCEEDED:** You attempted to exceed the limit on the number of accounts in an organization. If you need more accounts, contact [AWS Support](#) to request an increase in your limit.

Or the number of invitations that you tried to send would cause you to exceed the limit of accounts in your organization. Send fewer invitations or contact AWS Support to request an increase in the number of accounts.

 **Note**

Deleted and closed accounts still count toward your limit.

 **Important**

If you get this exception when running a command immediately after creating the organization, wait one hour and try again. After an hour, if the command continues to fail with this error, contact [AWS Support](#).

- **CANNOT_REGISTER_SUSPENDED_ACCOUNT_AS_DELEGATED_ADMINISTRATOR:** You cannot register a suspended account as a delegated administrator.
- **CANNOT_REGISTER_MASTER_AS_DELEGATED_ADMINISTRATOR:** You attempted to register the management account of the organization as a delegated administrator for an AWS service

integrated with Organizations. You can designate only a member account as a delegated administrator.

- **CANNOT_CLOSE_MANAGEMENT_ACCOUNT:** You attempted to close the management account. To close the management account for the organization, you must first either remove or close all member accounts in the organization. Follow standard account closure process using root credentials.
- **CANNOT_REMOVE_DELEGATED_ADMINISTRATOR_FROM_ORG:** You attempted to remove an account that is registered as a delegated administrator for a service integrated with your organization. To complete this operation, you must first deregister this account as a delegated administrator.
- **CLOSE_ACCOUNT_QUOTA_EXCEEDED:** You have exceeded close account quota for the past 30 days.
- **CLOSE_ACCOUNT_REQUESTS_LIMIT_EXCEEDED:** You attempted to exceed the number of accounts that you can close at a time.
- **CREATE_ORGANIZATION_IN_BILLING_MODE_UNSUPPORTED_REGION:** To create an organization in the specified region, you must enable all features mode.
- **DELEGATED_ADMINISTRATOR_EXISTS_FOR_THIS_SERVICE:** You attempted to register an AWS account as a delegated administrator for an AWS service that already has a delegated administrator. To complete this operation, you must first deregister any existing delegated administrators for this service.
- **EMAIL_VERIFICATION_CODE_EXPIRED:** The email verification code is only valid for a limited period of time. You must resubmit the request and generate a new verification code.
- **HANDSHAKE_RATE_LIMIT_EXCEEDED:** You attempted to exceed the number of handshakes that you can send in one day.
- **INVALID_PAYMENT_INSTRUMENT:** You cannot remove an account because no supported payment method is associated with the account. AWS does not support cards issued by financial institutions in Russia or Belarus. For more information, see [Managing your AWS payments](#).
- **MASTER_ACCOUNT_ADDRESS_DOES_NOT_MATCH_MARKETPLACE:** To create an account in this organization, you first must migrate the organization's management account to the marketplace that corresponds to the management account's address. All accounts in an organization must be associated with the same marketplace.

- **MASTER_ACCOUNT_MISSING_BUSINESS_LICENSE:** Applies only to the AWS Regions in China. To create an organization, the master must have a valid business license. For more information, contact customer support.
- **MASTER_ACCOUNT_MISSING_CONTACT_INFO:** To complete this operation, you must first provide a valid contact address and phone number for the management account. Then try the operation again.
- **MASTER_ACCOUNT_NOT_GOV_CLOUD_ENABLED:** To complete this operation, the management account must have an associated account in the AWS GovCloud (US-West) Region. For more information, see [AWS Organizations](#) in the *AWS GovCloud User Guide*.
- **MASTER_ACCOUNT_PAYMENT_INSTRUMENT_REQUIRED:** To create an organization with this management account, you first must associate a valid payment instrument, such as a credit card, with the account. For more information, see [Considerations before removing an account from an organization](#) in the *AWS Organizations User Guide*.
- **MAX_DELEGATED_ADMINISTRATORS_FOR_SERVICE_LIMIT_EXCEEDED:** You attempted to register more delegated administrators than allowed for the service principal.
- **MAX_POLICY_TYPE_ATTACHMENT_LIMIT_EXCEEDED:** You attempted to exceed the number of policies of a certain type that can be attached to an entity at one time.
- **MAX_TAG_LIMIT_EXCEEDED:** You have exceeded the number of tags allowed on this resource.
- **MEMBER_ACCOUNT_PAYMENT_INSTRUMENT_REQUIRED:** To complete this operation with this member account, you first must associate a valid payment instrument, such as a credit card, with the account. For more information, see [Considerations before removing an account from an organization](#) in the *AWS Organizations User Guide*.
- **MIN_POLICY_TYPE_ATTACHMENT_LIMIT_EXCEEDED:** You attempted to detach a policy from an entity that would cause the entity to have fewer than the minimum number of policies of a certain type required.
- **ORGANIZATION_NOT_IN_ALL_FEATURES_MODE:** You attempted to perform an operation that requires the organization to be configured to support all features. An organization that supports only consolidated billing features can't perform this operation.
- **OU_DEPTH_LIMIT_EXCEEDED:** You attempted to create an OU tree that is too many levels deep.
- **OU_NUMBER_LIMIT_EXCEEDED:** You attempted to exceed the number of OUs that you can have in an organization.
- **POLICY_CONTENT_LIMIT_EXCEEDED:** You attempted to create a policy that is larger than the maximum size.

- **POLICY_NUMBER_LIMIT_EXCEEDED:** You attempted to exceed the number of policies that you can have in an organization.
- **SERVICE_ACCESS_NOT_ENABLED:** You attempted to register a delegated administrator before you enabled service access. Call the `EnableAWSServiceAccess` API first.
- **TAG_POLICY_VIOLATION:** You attempted to create or update a resource with tags that are not compliant with the tag policy requirements for this account.
- **WAIT_PERIOD_ACTIVE:** After you create an AWS account, you must wait until at least seven days after the account was created. Invited accounts aren't subject to this waiting period.

HTTP Status Code: 400

DuplicatePolicyException

A policy with the same name already exists.

HTTP Status Code: 400

InvalidInputException

The requested operation failed because you provided invalid values for one or more of the request parameters. This exception includes a reason that contains additional information about the violated limit:

Note

Some of the reasons in the following list might not be applicable to this specific API or operation.

- **DUPLICATE_TAG_KEY:** Tag keys must be unique among the tags attached to the same entity.
- **IMMUTABLE_POLICY:** You specified a policy that is managed by AWS and can't be modified.
- **INPUT_REQUIRED:** You must include a value for all required parameters.
- **INVALID_EMAIL_ADDRESS_TARGET:** You specified an invalid email address for the invited account owner.
- **INVALID_ENUM:** You specified an invalid value.
- **INVALID_ENUM_POLICY_TYPE:** You specified an invalid policy type string.
- **INVALID_FULL_NAME_TARGET:** You specified a full name that contains invalid characters.
- **INVALID_LIST_MEMBER:** You provided a list to a parameter that contains at least one invalid value.

- **INVALID_PAGINATION_TOKEN**: Get the value for the `NextToken` parameter from the response to a previous call of the operation.
- **INVALID_PARTY_TYPE_TARGET**: You specified the wrong type of entity (account, organization, or email) as a party.
- **INVALID_PATTERN**: You provided a value that doesn't match the required pattern.
- **INVALID_PATTERN_TARGET_ID**: You specified a policy target ID that doesn't match the required pattern.
- **INVALID_ROLE_NAME**: You provided a role name that isn't valid. A role name can't begin with the reserved prefix `AWSServiceRoleFor`.
- **INVALID_SYNTAX_ORGANIZATION_ARN**: You specified an invalid Amazon Resource Name (ARN) for the organization.
- **INVALID_SYNTAX_POLICY_ID**: You specified an invalid policy ID.
- **INVALID_SYSTEM_TAGS_PARAMETER**: You specified a tag key that is a system tag. You can't add, edit, or delete system tag keys because they're reserved for AWS use. System tags don't count against your tags per resource limit.
- **MAX_FILTER_LIMIT_EXCEEDED**: You can specify only one filter parameter for the operation.
- **MAX_LENGTH_EXCEEDED**: You provided a string parameter that is longer than allowed.
- **MAX_VALUE_EXCEEDED**: You provided a numeric parameter that has a larger value than allowed.
- **MIN_LENGTH_EXCEEDED**: You provided a string parameter that is shorter than allowed.
- **MIN_VALUE_EXCEEDED**: You provided a numeric parameter that has a smaller value than allowed.
- **MOVING_ACCOUNT_BETWEEN_DIFFERENT_ROOTS**: You can move an account only between entities in the same root.
- **TARGET_NOT_SUPPORTED**: You can't perform the specified operation on that target entity.
- **UNRECOGNIZED_SERVICE_PRINCIPAL**: You specified a service principal that isn't recognized.

HTTP Status Code: 400

MalformedPolicyDocumentException

The provided policy document doesn't meet the requirements of the specified policy type. For example, the syntax might be incorrect. For details about service control policy syntax, see [SCP syntax](#) in the *AWS Organizations User Guide*.

HTTP Status Code: 400

PolicyTypeNotAvailableForOrganizationException

You can't use the specified policy type with the feature set currently enabled for this organization. For example, you can enable SCPs only after you enable all features in the organization. For more information, see [Managing AWS Organizations policies](#) in the *AWS Organizations User Guide*.

HTTP Status Code: 400

ServiceException

AWS Organizations can't complete your request because of an internal service error. Try again later.

HTTP Status Code: 500

TooManyRequestsException

You have sent too many requests in too short a period of time. The quota helps protect against denial-of-service attacks. Try again later.

For information about quotas that affect AWS Organizations, see [Quotas for AWS Organizations](#) in the *AWS Organizations User Guide*.

HTTP Status Code: 400

UnsupportedAPIEndpointException

This action isn't available in the current AWS Region.

HTTP Status Code: 400

Examples

Example

The following example shows how to create a service control policy (SCP) that is named `AllowAllS3Actions`. The JSON string in the `content` parameter specifies the content in the policy. The parameter string is escaped with backslashes. This helps ensure that the embedded double quotation marks in the JSON policy are treated as literals in the parameter, which itself is surrounded by double quotation marks.

Sample Request

```
POST / HTTP/1.1
X-Amz-Target: AWSOrganizationsV20161128.CreatePolicy

{ "Content": "{\"Version\":\"2012-10-17\",\"Statement\":{\"Effect\":\"Allow\",\"Action\":"s3:*\"}}",
  "Type": "SERVICE_CONTROL_POLICY",
  "Description": "Enables admins of attached accounts to delegate all S3 permissions",
  "Name": "AllowAllS3Actions" }
```

Sample Response

```
HTTP/1.1 200 OK
Content-Type: application/json
{
  "Policy": {
    "Content": "{\"Version\":\"2012-10-17\",\"Statement\":{\"Effect\":\"Allow\",
\"Action\":"s3:*\"}}",
    "PolicySummary": {
      "Arn": "arn:aws:organizations::111111111111:policy/o-exampleorgid/
service_control_policy/p-examplepolicyid111",
      "Description": "Allows delegation of all S3 actions",
      "Name": "AllowAllS3Actions",
      "Type": "SERVICE_CONTROL_POLICY"
    }
  }
}
```

See Also

For more information about using this API in one of the language-specific AWS SDKs, see the following:

- [AWS Command Line Interface](#)
- [AWS SDK for .NET](#)
- [AWS SDK for C++](#)
- [AWS SDK for Go v2](#)
- [AWS SDK for Java V2](#)
- [AWS SDK for JavaScript V3](#)

- [AWS SDK for PHP V3](#)
- [AWS SDK for Python](#)
- [AWS SDK for Ruby V3](#)

DeclineHandshake

Declines a handshake request. This sets the handshake state to DECLINED and effectively deactivates the request.

This operation can be called only from the account that received the handshake. The originator of the handshake can use [CancelHandshake](#) instead. The originator can't reactivate a declined request, but can reinitiate the process with a new handshake request.

After you decline a handshake, it continues to appear in the results of relevant APIs for only 30 days. After that, it's deleted.

Request Syntax

```
{
  "HandshakeId": "string"
}
```

Request Parameters

For information about the parameters that are common to all actions, see [Common Parameters](#).

The request accepts the following data in JSON format.

[HandshakeId](#)

The unique identifier (ID) of the handshake that you want to decline. You can get the ID from the [ListHandshakesForAccount](#) operation.

The [regex pattern](#) for handshake ID string requires "h-" followed by from 8 to 32 lowercase letters or digits.

Type: String

Length Constraints: Maximum length of 34.

Pattern: `^h-[0-9a-z]{8,32}$`

Required: Yes

Response Syntax

```
{
  "Handshake": {
    "Action": "string",
    "Arn": "string",
    "ExpirationTimestamp": number,
    "Id": "string",
    "Parties": [
      {
        "Id": "string",
        "Type": "string"
      }
    ],
    "RequestedTimestamp": number,
    "Resources": [
      {
        "Resources": [
          "HandshakeResource"
        ],
        "Type": "string",
        "Value": "string"
      }
    ],
    "State": "string"
  }
}
```

Response Elements

If the action is successful, the service sends back an HTTP 200 response.

The following data is returned in JSON format by the service.

Handshake

A structure that contains details about the declined handshake. The state is updated to show the value DECLINED.

Type: [Handshake](#) object

Errors

For information about the errors that are common to all actions, see [Common Errors](#).

AccessDeniedException

You don't have permissions to perform the requested operation. The user or role that is making the request must have at least one IAM permissions policy attached that grants the required permissions. For more information, see [Access Management](#) in the *IAM User Guide*.

HTTP Status Code: 400

ConcurrentModificationException

The target of the operation is currently being modified by a different request. Try again later.

HTTP Status Code: 400

HandshakeAlreadyInStateException

The specified handshake is already in the requested state. For example, you can't accept a handshake that was already accepted.

HTTP Status Code: 400

HandshakeNotFoundException

We can't find a handshake with the `HandshakeId` that you specified.

HTTP Status Code: 400

InvalidHandshakeTransitionException

You can't perform the operation on the handshake in its current state. For example, you can't cancel a handshake that was already accepted or accept a handshake that was already declined.

HTTP Status Code: 400

InvalidInputException

The requested operation failed because you provided invalid values for one or more of the request parameters. This exception includes a reason that contains additional information about the violated limit:

Note

Some of the reasons in the following list might not be applicable to this specific API or operation.

- **DUPLICATE_TAG_KEY:** Tag keys must be unique among the tags attached to the same entity.
- **IMMUTABLE_POLICY:** You specified a policy that is managed by AWS and can't be modified.
- **INPUT_REQUIRED:** You must include a value for all required parameters.
- **INVALID_EMAIL_ADDRESS_TARGET:** You specified an invalid email address for the invited account owner.
- **INVALID_ENUM:** You specified an invalid value.
- **INVALID_ENUM_POLICY_TYPE:** You specified an invalid policy type string.
- **INVALID_FULL_NAME_TARGET:** You specified a full name that contains invalid characters.
- **INVALID_LIST_MEMBER:** You provided a list to a parameter that contains at least one invalid value.
- **INVALID_PAGINATION_TOKEN:** Get the value for the `NextToken` parameter from the response to a previous call of the operation.
- **INVALID_PARTY_TYPE_TARGET:** You specified the wrong type of entity (account, organization, or email) as a party.
- **INVALID_PATTERN:** You provided a value that doesn't match the required pattern.
- **INVALID_PATTERN_TARGET_ID:** You specified a policy target ID that doesn't match the required pattern.
- **INVALID_ROLE_NAME:** You provided a role name that isn't valid. A role name can't begin with the reserved prefix `AWSServiceRoleFor`.
- **INVALID_SYNTAX_ORGANIZATION_ARN:** You specified an invalid Amazon Resource Name (ARN) for the organization.
- **INVALID_SYNTAX_POLICY_ID:** You specified an invalid policy ID.
- **INVALID_SYSTEM_TAGS_PARAMETER:** You specified a tag key that is a system tag. You can't add, edit, or delete system tag keys because they're reserved for AWS use. System tags don't count against your tags per resource limit.
- **MAX_FILTER_LIMIT_EXCEEDED:** You can specify only one filter parameter for the operation.
- **MAX_LENGTH_EXCEEDED:** You provided a string parameter that is longer than allowed.

- **MAX_VALUE_EXCEEDED**: You provided a numeric parameter that has a larger value than allowed.
- **MIN_LENGTH_EXCEEDED**: You provided a string parameter that is shorter than allowed.
- **MIN_VALUE_EXCEEDED**: You provided a numeric parameter that has a smaller value than allowed.
- **MOVING_ACCOUNT_BETWEEN_DIFFERENT_ROOTS**: You can move an account only between entities in the same root.
- **TARGET_NOT_SUPPORTED**: You can't perform the specified operation on that target entity.
- **UNRECOGNIZED_SERVICE_PRINCIPAL**: You specified a service principal that isn't recognized.

HTTP Status Code: 400

ServiceException

AWS Organizations can't complete your request because of an internal service error. Try again later.

HTTP Status Code: 500

TooManyRequestsException

You have sent too many requests in too short a period of time. The quota helps protect against denial-of-service attacks. Try again later.

For information about quotas that affect AWS Organizations, see [Quotas for AWS Organizations](#) in the *AWS Organizations User Guide*.

HTTP Status Code: 400

Examples

Example

The following example shows Anaya declining an invitation to join Diego's organization. The `DeclineHandshake` operation returns a handshake object, showing that the state is now `DECLINED`.

Sample Request

```
POST / HTTP/1.1
```

```
X-Amz-Target: AWSOrganizationsV20161128.DeclineHandshake
```

```
{ "HandshakeId": "h-examplehandshakeid111" }
```

Sample Response

```
HTTP/1.1 200 OK
Content-Type: application/json
{
  "Handshake": {
    "Id": "h-examplehandshakeid111",
    "State": "DECLINED",
    "Resources": [
      {
        "Type": "ORGANIZATION",
        "Value": "o-exampleorgid",
        "Resources": [
          {
            "Type": "MASTER_EMAIL",
            "Value": "diego@example.com"
          },
          {
            "Type": "MASTER_NAME",
            "Value": "Management account"
          }
        ]
      },
      {
        "Type": "EMAIL",
        "Value": "anaya@example.com"
      },
      {
        "Type": "NOTES",
        "Value": "This is an invitation to Anaya's account to join the Diego's
organization."
      }
    ],
    "Parties": [
      {
        "Type": "EMAIL",
        "Id": "anaya@example.com"
      },
      {

```

```
        "Type": "ORGANIZATION",
        "Id": "o-exampleorgid"
    }
],
"Action": "INVITE",
"RequestedTimestamp": 1470684478.687,
"ExpirationTimestamp": 1471980478.687,
"Arn": "arn:aws:organizations::111111111111:handshake/o-exampleorgid/invite/h-
examplehandshakeid111"
}
}
```

See Also

For more information about using this API in one of the language-specific AWS SDKs, see the following:

- [AWS Command Line Interface](#)
- [AWS SDK for .NET](#)
- [AWS SDK for C++](#)
- [AWS SDK for Go v2](#)
- [AWS SDK for Java V2](#)
- [AWS SDK for JavaScript V3](#)
- [AWS SDK for PHP V3](#)
- [AWS SDK for Python](#)
- [AWS SDK for Ruby V3](#)

DeleteOrganization

Deletes the organization. You can delete an organization only by using credentials from the management account. The organization must be empty of member accounts.

Response Elements

If the action is successful, the service sends back an HTTP 200 response with an empty HTTP body.

Errors

For information about the errors that are common to all actions, see [Common Errors](#).

AccessDeniedException

You don't have permissions to perform the requested operation. The user or role that is making the request must have at least one IAM permissions policy attached that grants the required permissions. For more information, see [Access Management](#) in the *IAM User Guide*.

HTTP Status Code: 400

AWSOrganizationsNotInUseException

Your account isn't a member of an organization. To make this request, you must use the credentials of an account that belongs to an organization.

HTTP Status Code: 400

ConcurrentModificationException

The target of the operation is currently being modified by a different request. Try again later.

HTTP Status Code: 400

InvalidInputException

The requested operation failed because you provided invalid values for one or more of the request parameters. This exception includes a reason that contains additional information about the violated limit:

Note

Some of the reasons in the following list might not be applicable to this specific API or operation.

- **DUPLICATE_TAG_KEY:** Tag keys must be unique among the tags attached to the same entity.
- **IMMUTABLE_POLICY:** You specified a policy that is managed by AWS and can't be modified.
- **INPUT_REQUIRED:** You must include a value for all required parameters.
- **INVALID_EMAIL_ADDRESS_TARGET:** You specified an invalid email address for the invited account owner.
- **INVALID_ENUM:** You specified an invalid value.
- **INVALID_ENUM_POLICY_TYPE:** You specified an invalid policy type string.
- **INVALID_FULL_NAME_TARGET:** You specified a full name that contains invalid characters.
- **INVALID_LIST_MEMBER:** You provided a list to a parameter that contains at least one invalid value.
- **INVALID_PAGINATION_TOKEN:** Get the value for the `NextToken` parameter from the response to a previous call of the operation.
- **INVALID_PARTY_TYPE_TARGET:** You specified the wrong type of entity (account, organization, or email) as a party.
- **INVALID_PATTERN:** You provided a value that doesn't match the required pattern.
- **INVALID_PATTERN_TARGET_ID:** You specified a policy target ID that doesn't match the required pattern.
- **INVALID_ROLE_NAME:** You provided a role name that isn't valid. A role name can't begin with the reserved prefix `AWSServiceRoleFor`.
- **INVALID_SYNTAX_ORGANIZATION_ARN:** You specified an invalid Amazon Resource Name (ARN) for the organization.
- **INVALID_SYNTAX_POLICY_ID:** You specified an invalid policy ID.
- **INVALID_SYSTEM_TAGS_PARAMETER:** You specified a tag key that is a system tag. You can't add, edit, or delete system tag keys because they're reserved for AWS use. System tags don't count against your tags per resource limit.
- **MAX_FILTER_LIMIT_EXCEEDED:** You can specify only one filter parameter for the operation.
- **MAX_LENGTH_EXCEEDED:** You provided a string parameter that is longer than allowed.

- **MAX_VALUE_EXCEEDED**: You provided a numeric parameter that has a larger value than allowed.
- **MIN_LENGTH_EXCEEDED**: You provided a string parameter that is shorter than allowed.
- **MIN_VALUE_EXCEEDED**: You provided a numeric parameter that has a smaller value than allowed.
- **MOVING_ACCOUNT_BETWEEN_DIFFERENT_ROOTS**: You can move an account only between entities in the same root.
- **TARGET_NOT_SUPPORTED**: You can't perform the specified operation on that target entity.
- **UNRECOGNIZED_SERVICE_PRINCIPAL**: You specified a service principal that isn't recognized.

HTTP Status Code: 400

OrganizationNotEmptyException

The organization isn't empty. To delete an organization, you must first remove all accounts except the management account.

HTTP Status Code: 400

ServiceException

AWS Organizations can't complete your request because of an internal service error. Try again later.

HTTP Status Code: 500

TooManyRequestsException

You have sent too many requests in too short a period of time. The quota helps protect against denial-of-service attacks. Try again later.

For information about quotas that affect AWS Organizations, see [Quotas for AWS Organizations](#) in the *AWS Organizations User Guide*.

HTTP Status Code: 400

Examples

Example

The following example shows how to delete an organization. To perform this operation, you must be an admin of the management account in the organization. The example assumes that you previously removed all the member accounts, OUs, and policies from the organization.

Sample Request

```
POST / HTTP/1.1
X-Amz-Target: AWSOrganizationsV20161128.DeleteOrganization

{ }
```

Sample Response

```
HTTP/1.1 200 OK
Content-Type: application/json
```

See Also

For more information about using this API in one of the language-specific AWS SDKs, see the following:

- [AWS Command Line Interface](#)
- [AWS SDK for .NET](#)
- [AWS SDK for C++](#)
- [AWS SDK for Go v2](#)
- [AWS SDK for Java V2](#)
- [AWS SDK for JavaScript V3](#)
- [AWS SDK for PHP V3](#)
- [AWS SDK for Python](#)
- [AWS SDK for Ruby V3](#)

DeleteOrganizationalUnit

Deletes an organizational unit (OU) from a root or another OU. You must first remove all accounts and child OUs from the OU that you want to delete.

This operation can be called only from the organization's management account.

Request Syntax

```
{
  "OrganizationalUnitId": "string"
}
```

Request Parameters

For information about the parameters that are common to all actions, see [Common Parameters](#).

The request accepts the following data in JSON format.

OrganizationalUnitId

The unique identifier (ID) of the organizational unit that you want to delete. You can get the ID from the [ListOrganizationalUnitsForParent](#) operation.

The [regex pattern](#) for an organizational unit ID string requires "ou-" followed by from 4 to 32 lowercase letters or digits (the ID of the root that contains the OU). This string is followed by a second "-" dash and from 8 to 32 additional lowercase letters or digits.

Type: String

Length Constraints: Maximum length of 68.

Pattern: `^ou-[0-9a-z]{4,32}-[a-z0-9]{8,32}$`

Required: Yes

Response Elements

If the action is successful, the service sends back an HTTP 200 response with an empty HTTP body.

Errors

For information about the errors that are common to all actions, see [Common Errors](#).

AccessDeniedException

You don't have permissions to perform the requested operation. The user or role that is making the request must have at least one IAM permissions policy attached that grants the required permissions. For more information, see [Access Management](#) in the *IAM User Guide*.

HTTP Status Code: 400

AWSOrganizationsNotInUseException

Your account isn't a member of an organization. To make this request, you must use the credentials of an account that belongs to an organization.

HTTP Status Code: 400

ConcurrentModificationException

The target of the operation is currently being modified by a different request. Try again later.

HTTP Status Code: 400

InvalidInputException

The requested operation failed because you provided invalid values for one or more of the request parameters. This exception includes a reason that contains additional information about the violated limit:

Note

Some of the reasons in the following list might not be applicable to this specific API or operation.

- **DUPLICATE_TAG_KEY:** Tag keys must be unique among the tags attached to the same entity.
- **IMMUTABLE_POLICY:** You specified a policy that is managed by AWS and can't be modified.
- **INPUT_REQUIRED:** You must include a value for all required parameters.
- **INVALID_EMAIL_ADDRESS_TARGET:** You specified an invalid email address for the invited account owner.

- **INVALID_ENUM:** You specified an invalid value.
- **INVALID_ENUM_POLICY_TYPE:** You specified an invalid policy type string.
- **INVALID_FULL_NAME_TARGET:** You specified a full name that contains invalid characters.
- **INVALID_LIST_MEMBER:** You provided a list to a parameter that contains at least one invalid value.
- **INVALID_PAGINATION_TOKEN:** Get the value for the `NextToken` parameter from the response to a previous call of the operation.
- **INVALID_PARTY_TYPE_TARGET:** You specified the wrong type of entity (account, organization, or email) as a party.
- **INVALID_PATTERN:** You provided a value that doesn't match the required pattern.
- **INVALID_PATTERN_TARGET_ID:** You specified a policy target ID that doesn't match the required pattern.
- **INVALID_ROLE_NAME:** You provided a role name that isn't valid. A role name can't begin with the reserved prefix `AWSServiceRoleFor`.
- **INVALID_SYNTAX_ORGANIZATION_ARN:** You specified an invalid Amazon Resource Name (ARN) for the organization.
- **INVALID_SYNTAX_POLICY_ID:** You specified an invalid policy ID.
- **INVALID_SYSTEM_TAGS_PARAMETER:** You specified a tag key that is a system tag. You can't add, edit, or delete system tag keys because they're reserved for AWS use. System tags don't count against your tags per resource limit.
- **MAX_FILTER_LIMIT_EXCEEDED:** You can specify only one filter parameter for the operation.
- **MAX_LENGTH_EXCEEDED:** You provided a string parameter that is longer than allowed.
- **MAX_VALUE_EXCEEDED:** You provided a numeric parameter that has a larger value than allowed.
- **MIN_LENGTH_EXCEEDED:** You provided a string parameter that is shorter than allowed.
- **MIN_VALUE_EXCEEDED:** You provided a numeric parameter that has a smaller value than allowed.
- **MOVING_ACCOUNT_BETWEEN_DIFFERENT_ROOTS:** You can move an account only between entities in the same root.
- **TARGET_NOT_SUPPORTED:** You can't perform the specified operation on that target entity.
- **UNRECOGNIZED_SERVICE_PRINCIPAL:** You specified a service principal that isn't recognized.

HTTP Status Code: 400

OrganizationalUnitNotEmptyException

The specified OU is not empty. Move all accounts to another root or to other OUs, remove all child OUs, and try the operation again.

HTTP Status Code: 400

OrganizationalUnitNotFoundException

We can't find an OU with the `OrganizationalUnitId` that you specified.

HTTP Status Code: 400

ServiceException

AWS Organizations can't complete your request because of an internal service error. Try again later.

HTTP Status Code: 500

TooManyRequestsException

You have sent too many requests in too short a period of time. The quota helps protect against denial-of-service attacks. Try again later.

For information about quotas that affect AWS Organizations, see [Quotas for AWS Organizations](#) in the *AWS Organizations User Guide*.

HTTP Status Code: 400

Examples

Example

The following example shows how to delete an OU. The example assumes that you previously removed all accounts and other OUs from the OU.

Sample Request

```
POST / HTTP/1.1
X-Amz-Target: AWSOrganizationsV20161128.DeleteOrganizationalUnit

{ "OrganizationalUnitId": "ou-examplerootid111-exampleouid111" }
```

Sample Response

```
HTTP/1.1 200 OK
Content-Type: application/json
```

See Also

For more information about using this API in one of the language-specific AWS SDKs, see the following:

- [AWS Command Line Interface](#)
- [AWS SDK for .NET](#)
- [AWS SDK for C++](#)
- [AWS SDK for Go v2](#)
- [AWS SDK for Java V2](#)
- [AWS SDK for JavaScript V3](#)
- [AWS SDK for PHP V3](#)
- [AWS SDK for Python](#)
- [AWS SDK for Ruby V3](#)

DeletePolicy

Deletes the specified policy from your organization. Before you perform this operation, you must first detach the policy from all organizational units (OUs), roots, and accounts.

This operation can be called only from the organization's management account or by a member account that is a delegated administrator for an AWS service.

Request Syntax

```
{
  "PolicyId": "string"
}
```

Request Parameters

For information about the parameters that are common to all actions, see [Common Parameters](#).

The request accepts the following data in JSON format.

PolicyId

The unique identifier (ID) of the policy that you want to delete. You can get the ID from the [ListPolicies](#) or [ListPoliciesForTarget](#) operations.

The [regex pattern](#) for a policy ID string requires "p-" followed by from 8 to 128 lowercase or uppercase letters, digits, or the underscore character (_).

Type: String

Length Constraints: Maximum length of 130.

Pattern: `^p-[0-9a-zA-Z_]{8,128}$`

Required: Yes

Response Elements

If the action is successful, the service sends back an HTTP 200 response with an empty HTTP body.

Errors

For information about the errors that are common to all actions, see [Common Errors](#).

AccessDeniedException

You don't have permissions to perform the requested operation. The user or role that is making the request must have at least one IAM permissions policy attached that grants the required permissions. For more information, see [Access Management](#) in the *IAM User Guide*.

HTTP Status Code: 400

AWSOrganizationsNotInUseException

Your account isn't a member of an organization. To make this request, you must use the credentials of an account that belongs to an organization.

HTTP Status Code: 400

ConcurrentModificationException

The target of the operation is currently being modified by a different request. Try again later.

HTTP Status Code: 400

InvalidInputException

The requested operation failed because you provided invalid values for one or more of the request parameters. This exception includes a reason that contains additional information about the violated limit:

Note

Some of the reasons in the following list might not be applicable to this specific API or operation.

- **DUPLICATE_TAG_KEY:** Tag keys must be unique among the tags attached to the same entity.
- **IMMUTABLE_POLICY:** You specified a policy that is managed by AWS and can't be modified.
- **INPUT_REQUIRED:** You must include a value for all required parameters.
- **INVALID_EMAIL_ADDRESS_TARGET:** You specified an invalid email address for the invited account owner.

- **INVALID_ENUM:** You specified an invalid value.
- **INVALID_ENUM_POLICY_TYPE:** You specified an invalid policy type string.
- **INVALID_FULL_NAME_TARGET:** You specified a full name that contains invalid characters.
- **INVALID_LIST_MEMBER:** You provided a list to a parameter that contains at least one invalid value.
- **INVALID_PAGINATION_TOKEN:** Get the value for the `NextToken` parameter from the response to a previous call of the operation.
- **INVALID_PARTY_TYPE_TARGET:** You specified the wrong type of entity (account, organization, or email) as a party.
- **INVALID_PATTERN:** You provided a value that doesn't match the required pattern.
- **INVALID_PATTERN_TARGET_ID:** You specified a policy target ID that doesn't match the required pattern.
- **INVALID_ROLE_NAME:** You provided a role name that isn't valid. A role name can't begin with the reserved prefix `AWSServiceRoleFor`.
- **INVALID_SYNTAX_ORGANIZATION_ARN:** You specified an invalid Amazon Resource Name (ARN) for the organization.
- **INVALID_SYNTAX_POLICY_ID:** You specified an invalid policy ID.
- **INVALID_SYSTEM_TAGS_PARAMETER:** You specified a tag key that is a system tag. You can't add, edit, or delete system tag keys because they're reserved for AWS use. System tags don't count against your tags per resource limit.
- **MAX_FILTER_LIMIT_EXCEEDED:** You can specify only one filter parameter for the operation.
- **MAX_LENGTH_EXCEEDED:** You provided a string parameter that is longer than allowed.
- **MAX_VALUE_EXCEEDED:** You provided a numeric parameter that has a larger value than allowed.
- **MIN_LENGTH_EXCEEDED:** You provided a string parameter that is shorter than allowed.
- **MIN_VALUE_EXCEEDED:** You provided a numeric parameter that has a smaller value than allowed.
- **MOVING_ACCOUNT_BETWEEN_DIFFERENT_ROOTS:** You can move an account only between entities in the same root.
- **TARGET_NOT_SUPPORTED:** You can't perform the specified operation on that target entity.
- **UNRECOGNIZED_SERVICE_PRINCIPAL:** You specified a service principal that isn't recognized.

HTTP Status Code: 400

PolicyInUseException

The policy is attached to one or more entities. You must detach it from all roots, OUs, and accounts before performing this operation.

HTTP Status Code: 400

PolicyNotFoundException

We can't find a policy with the `PolicyId` that you specified.

HTTP Status Code: 400

ServiceException

AWS Organizations can't complete your request because of an internal service error. Try again later.

HTTP Status Code: 500

TooManyRequestsException

You have sent too many requests in too short a period of time. The quota helps protect against denial-of-service attacks. Try again later.

For information about quotas that affect AWS Organizations, see [Quotas for AWS Organizations](#) in the *AWS Organizations User Guide*.

HTTP Status Code: 400

UnsupportedAPIEndpointException

This action isn't available in the current AWS Region.

HTTP Status Code: 400

Examples

Example

The following example shows how to delete a policy from an organization. The example assumes that you previously detached the policy from all entities.

Sample Request

```
POST / HTTP/1.1
X-Amz-Target: AWSOrganizationsV20161128.DeletePolicy

{ "PolicyId": "p-examplepolicyid111" }
```

Sample Response

```
HTTP/1.1 200 OK
Content-Type: application/json
```

See Also

For more information about using this API in one of the language-specific AWS SDKs, see the following:

- [AWS Command Line Interface](#)
- [AWS SDK for .NET](#)
- [AWS SDK for C++](#)
- [AWS SDK for Go v2](#)
- [AWS SDK for Java V2](#)
- [AWS SDK for JavaScript V3](#)
- [AWS SDK for PHP V3](#)
- [AWS SDK for Python](#)
- [AWS SDK for Ruby V3](#)

DeleteResourcePolicy

Deletes the resource policy from your organization.

You can only call this operation from the organization's management account.

Response Elements

If the action is successful, the service sends back an HTTP 200 response with an empty HTTP body.

Errors

For information about the errors that are common to all actions, see [Common Errors](#).

AccessDeniedException

You don't have permissions to perform the requested operation. The user or role that is making the request must have at least one IAM permissions policy attached that grants the required permissions. For more information, see [Access Management](#) in the *IAM User Guide*.

HTTP Status Code: 400

AWSOrganizationsNotInUseException

Your account isn't a member of an organization. To make this request, you must use the credentials of an account that belongs to an organization.

HTTP Status Code: 400

ConcurrentModificationException

The target of the operation is currently being modified by a different request. Try again later.

HTTP Status Code: 400

ConstraintViolationException

Performing this operation violates a minimum or maximum value limit. For example, attempting to remove the last service control policy (SCP) from an OU or root, inviting or creating too many accounts to the organization, or attaching too many policies to an account, OU, or root. This exception includes a reason that contains additional information about the violated limit:

Note

Some of the reasons in the following list might not be applicable to this specific API or operation.

- **ACCOUNT_CANNOT_LEAVE_ORGANIZATION:** You attempted to remove the management account from the organization. You can't remove the management account. Instead, after you remove all member accounts, delete the organization itself.
- **ACCOUNT_CANNOT_LEAVE_WITHOUT_PHONE_VERIFICATION:** You attempted to remove an account from the organization that doesn't yet have enough information to exist as a standalone account. This account requires you to first complete phone verification. Follow the steps at [Removing a member account from your organization](#) in the *AWS Organizations User Guide*.
- **ACCOUNT_CREATION_RATE_LIMIT_EXCEEDED:** You attempted to exceed the number of accounts that you can create in one day.
- **ACCOUNT_CREATION_NOT_COMPLETE:** Your account setup isn't complete or your account isn't fully active. You must complete the account setup before you create an organization.
- **ACCOUNT_NUMBER_LIMIT_EXCEEDED:** You attempted to exceed the limit on the number of accounts in an organization. If you need more accounts, contact [AWS Support](#) to request an increase in your limit.

Or the number of invitations that you tried to send would cause you to exceed the limit of accounts in your organization. Send fewer invitations or contact AWS Support to request an increase in the number of accounts.

Note

Deleted and closed accounts still count toward your limit.

Important

If you get this exception when running a command immediately after creating the organization, wait one hour and try again. After an hour, if the command continues to fail with this error, contact [AWS Support](#).

- **CANNOT_REGISTER_SUSPENDED_ACCOUNT_AS_DELEGATED_ADMINISTRATOR:** You cannot register a suspended account as a delegated administrator.
- **CANNOT_REGISTER_MASTER_AS_DELEGATED_ADMINISTRATOR:** You attempted to register the management account of the organization as a delegated administrator for an AWS service integrated with Organizations. You can designate only a member account as a delegated administrator.
- **CANNOT_CLOSE_MANAGEMENT_ACCOUNT:** You attempted to close the management account. To close the management account for the organization, you must first either remove or close all member accounts in the organization. Follow standard account closure process using root credentials.
- **CANNOT_REMOVE_DELEGATED_ADMINISTRATOR_FROM_ORG:** You attempted to remove an account that is registered as a delegated administrator for a service integrated with your organization. To complete this operation, you must first deregister this account as a delegated administrator.
- **CLOSE_ACCOUNT_QUOTA_EXCEEDED:** You have exceeded close account quota for the past 30 days.
- **CLOSE_ACCOUNT_REQUESTS_LIMIT_EXCEEDED:** You attempted to exceed the number of accounts that you can close at a time.
- **CREATE_ORGANIZATION_IN_BILLING_MODE_UNSUPPORTED_REGION:** To create an organization in the specified region, you must enable all features mode.
- **DELEGATED_ADMINISTRATOR_EXISTS_FOR_THIS_SERVICE:** You attempted to register an AWS account as a delegated administrator for an AWS service that already has a delegated administrator. To complete this operation, you must first deregister any existing delegated administrators for this service.
- **EMAIL_VERIFICATION_CODE_EXPIRED:** The email verification code is only valid for a limited period of time. You must resubmit the request and generate a new verification code.
- **HANDSHAKE_RATE_LIMIT_EXCEEDED:** You attempted to exceed the number of handshakes that you can send in one day.
- **INVALID_PAYMENT_INSTRUMENT:** You cannot remove an account because no supported payment method is associated with the account. AWS does not support cards issued by financial institutions in Russia or Belarus. For more information, see [Managing your AWS payments](#).
- **MASTER_ACCOUNT_ADDRESS_DOES_NOT_MATCH_MARKETPLACE:** To create an account in this organization, you first must migrate the organization's management account to the

marketplace that corresponds to the management account's address. All accounts in an organization must be associated with the same marketplace.

- **MASTER_ACCOUNT_MISSING_BUSINESS_LICENSE:** Applies only to the AWS Regions in China. To create an organization, the master must have a valid business license. For more information, contact customer support.
- **MASTER_ACCOUNT_MISSING_CONTACT_INFO:** To complete this operation, you must first provide a valid contact address and phone number for the management account. Then try the operation again.
- **MASTER_ACCOUNT_NOT_GOV_CLOUD_ENABLED:** To complete this operation, the management account must have an associated account in the AWS GovCloud (US-West) Region. For more information, see [AWS Organizations](#) in the *AWS GovCloud User Guide*.
- **MASTER_ACCOUNT_PAYMENT_INSTRUMENT_REQUIRED:** To create an organization with this management account, you first must associate a valid payment instrument, such as a credit card, with the account. For more information, see [Considerations before removing an account from an organization](#) in the *AWS Organizations User Guide*.
- **MAX_DELEGATED_ADMINISTRATORS_FOR_SERVICE_LIMIT_EXCEEDED:** You attempted to register more delegated administrators than allowed for the service principal.
- **MAX_POLICY_TYPE_ATTACHMENT_LIMIT_EXCEEDED:** You attempted to exceed the number of policies of a certain type that can be attached to an entity at one time.
- **MAX_TAG_LIMIT_EXCEEDED:** You have exceeded the number of tags allowed on this resource.
- **MEMBER_ACCOUNT_PAYMENT_INSTRUMENT_REQUIRED:** To complete this operation with this member account, you first must associate a valid payment instrument, such as a credit card, with the account. For more information, see [Considerations before removing an account from an organization](#) in the *AWS Organizations User Guide*.
- **MIN_POLICY_TYPE_ATTACHMENT_LIMIT_EXCEEDED:** You attempted to detach a policy from an entity that would cause the entity to have fewer than the minimum number of policies of a certain type required.
- **ORGANIZATION_NOT_IN_ALL_FEATURES_MODE:** You attempted to perform an operation that requires the organization to be configured to support all features. An organization that supports only consolidated billing features can't perform this operation.
- **OU_DEPTH_LIMIT_EXCEEDED:** You attempted to create an OU tree that is too many levels deep.
- **OU_NUMBER_LIMIT_EXCEEDED:** You attempted to exceed the number of OUs that you can have in an organization.

- **POLICY_CONTENT_LIMIT_EXCEEDED**: You attempted to create a policy that is larger than the maximum size.
- **POLICY_NUMBER_LIMIT_EXCEEDED**: You attempted to exceed the number of policies that you can have in an organization.
- **SERVICE_ACCESS_NOT_ENABLED**: You attempted to register a delegated administrator before you enabled service access. Call the `EnableAWSServiceAccess` API first.
- **TAG_POLICY_VIOLATION**: You attempted to create or update a resource with tags that are not compliant with the tag policy requirements for this account.
- **WAIT_PERIOD_ACTIVE**: After you create an AWS account, you must wait until at least seven days after the account was created. Invited accounts aren't subject to this waiting period.

HTTP Status Code: 400

ResourcePolicyNotFoundException

We can't find a resource policy request with the parameter that you specified.

HTTP Status Code: 400

ServiceException

AWS Organizations can't complete your request because of an internal service error. Try again later.

HTTP Status Code: 500

TooManyRequestsException

You have sent too many requests in too short a period of time. The quota helps protect against denial-of-service attacks. Try again later.

For information about quotas that affect AWS Organizations, see [Quotas for AWS Organizations](#) in the *AWS Organizations User Guide*.

HTTP Status Code: 400

UnsupportedAPIEndpointException

This action isn't available in the current AWS Region.

HTTP Status Code: 400

See Also

For more information about using this API in one of the language-specific AWS SDKs, see the following:

- [AWS Command Line Interface](#)
- [AWS SDK for .NET](#)
- [AWS SDK for C++](#)
- [AWS SDK for Go v2](#)
- [AWS SDK for Java V2](#)
- [AWS SDK for JavaScript V3](#)
- [AWS SDK for PHP V3](#)
- [AWS SDK for Python](#)
- [AWS SDK for Ruby V3](#)

DeregisterDelegatedAdministrator

Removes the specified member AWS account as a delegated administrator for the specified AWS service.

Important

Deregistering a delegated administrator can have unintended impacts on the functionality of the enabled AWS service. See the documentation for the enabled service before you deregister a delegated administrator so that you understand any potential impacts.

You can run this action only for AWS services that support this feature. For a current list of services that support it, see the column *Supports Delegated Administrator* in the table at [AWS Services that you can use with AWS Organizations](#) in the *AWS Organizations User Guide*.

This operation can be called only from the organization's management account.

Request Syntax

```
{
  "AccountId": "string",
  "ServicePrincipal": "string"
}
```

Request Parameters

For information about the parameters that are common to all actions, see [Common Parameters](#).

The request accepts the following data in JSON format.

AccountId

The account ID number of the member account in the organization that you want to deregister as a delegated administrator.

Type: String

Length Constraints: Maximum length of 12.

Pattern: `^\d{12}$`

Required: Yes

ServicePrincipal

The service principal name of an AWS service for which the account is a delegated administrator.

Delegated administrator privileges are revoked for only the specified AWS service from the member account. If the specified service is the only service for which the member account is a delegated administrator, the operation also revokes Organizations read action permissions.

Type: String

Length Constraints: Minimum length of 1. Maximum length of 128.

Pattern: `[\w+=, .@-]*`

Required: Yes

Response Elements

If the action is successful, the service sends back an HTTP 200 response with an empty HTTP body.

Errors

For information about the errors that are common to all actions, see [Common Errors](#).

AccessDeniedException

You don't have permissions to perform the requested operation. The user or role that is making the request must have at least one IAM permissions policy attached that grants the required permissions. For more information, see [Access Management](#) in the *IAM User Guide*.

HTTP Status Code: 400

AccountNotFoundException

We can't find an AWS account with the AccountId that you specified, or the account whose credentials you used to make this request isn't a member of an organization.

HTTP Status Code: 400

AccountNotRegisteredException

The specified account is not a delegated administrator for this AWS service.

HTTP Status Code: 400

AWSOrganizationsNotInUseException

Your account isn't a member of an organization. To make this request, you must use the credentials of an account that belongs to an organization.

HTTP Status Code: 400

ConcurrentModificationException

The target of the operation is currently being modified by a different request. Try again later.

HTTP Status Code: 400

ConstraintViolationException

Performing this operation violates a minimum or maximum value limit. For example, attempting to remove the last service control policy (SCP) from an OU or root, inviting or creating too many accounts to the organization, or attaching too many policies to an account, OU, or root. This exception includes a reason that contains additional information about the violated limit:


Note

Some of the reasons in the following list might not be applicable to this specific API or operation.

- **ACCOUNT_CANNOT_LEAVE_ORGANIZATION:** You attempted to remove the management account from the organization. You can't remove the management account. Instead, after you remove all member accounts, delete the organization itself.
- **ACCOUNT_CANNOT_LEAVE_WITHOUT_PHONE_VERIFICATION:** You attempted to remove an account from the organization that doesn't yet have enough information to exist as a standalone account. This account requires you to first complete phone verification. Follow the steps at [Removing a member account from your organization](#) in the *AWS Organizations User Guide*.

- **ACCOUNT_CREATION_RATE_LIMIT_EXCEEDED:** You attempted to exceed the number of accounts that you can create in one day.
- **ACCOUNT_CREATION_NOT_COMPLETE:** Your account setup isn't complete or your account isn't fully active. You must complete the account setup before you create an organization.
- **ACCOUNT_NUMBER_LIMIT_EXCEEDED:** You attempted to exceed the limit on the number of accounts in an organization. If you need more accounts, contact [AWS Support](#) to request an increase in your limit.

Or the number of invitations that you tried to send would cause you to exceed the limit of accounts in your organization. Send fewer invitations or contact AWS Support to request an increase in the number of accounts.

 **Note**

Deleted and closed accounts still count toward your limit.

 **Important**

If you get this exception when running a command immediately after creating the organization, wait one hour and try again. After an hour, if the command continues to fail with this error, contact [AWS Support](#).

- **CANNOT_REGISTER_SUSPENDED_ACCOUNT_AS_DELEGATED_ADMINISTRATOR:** You cannot register a suspended account as a delegated administrator.
- **CANNOT_REGISTER_MASTER_AS_DELEGATED_ADMINISTRATOR:** You attempted to register the management account of the organization as a delegated administrator for an AWS service integrated with Organizations. You can designate only a member account as a delegated administrator.
- **CANNOT_CLOSE_MANAGEMENT_ACCOUNT:** You attempted to close the management account. To close the management account for the organization, you must first either remove or close all member accounts in the organization. Follow standard account closure process using root credentials.
- **CANNOT_REMOVE_DELEGATED_ADMINISTRATOR_FROM_ORG:** You attempted to remove an account that is registered as a delegated administrator for a service integrated with

your organization. To complete this operation, you must first deregister this account as a delegated administrator.

- **CLOSE_ACCOUNT_QUOTA_EXCEEDED**: You have exceeded close account quota for the past 30 days.
- **CLOSE_ACCOUNT_REQUESTS_LIMIT_EXCEEDED**: You attempted to exceed the number of accounts that you can close at a time.
- **CREATE_ORGANIZATION_IN_BILLING_MODE_UNSUPPORTED_REGION**: To create an organization in the specified region, you must enable all features mode.
- **DELEGATED_ADMINISTRATOR_EXISTS_FOR_THIS_SERVICE**: You attempted to register an AWS account as a delegated administrator for an AWS service that already has a delegated administrator. To complete this operation, you must first deregister any existing delegated administrators for this service.
- **EMAIL_VERIFICATION_CODE_EXPIRED**: The email verification code is only valid for a limited period of time. You must resubmit the request and generate a new verification code.
- **HANDSHAKE_RATE_LIMIT_EXCEEDED**: You attempted to exceed the number of handshakes that you can send in one day.
- **INVALID_PAYMENT_INSTRUMENT**: You cannot remove an account because no supported payment method is associated with the account. AWS does not support cards issued by financial institutions in Russia or Belarus. For more information, see [Managing your AWS payments](#).
- **MASTER_ACCOUNT_ADDRESS_DOES_NOT_MATCH_MARKETPLACE**: To create an account in this organization, you first must migrate the organization's management account to the marketplace that corresponds to the management account's address. All accounts in an organization must be associated with the same marketplace.
- **MASTER_ACCOUNT_MISSING_BUSINESS_LICENSE**: Applies only to the AWS Regions in China. To create an organization, the master must have a valid business license. For more information, contact customer support.
- **MASTER_ACCOUNT_MISSING_CONTACT_INFO**: To complete this operation, you must first provide a valid contact address and phone number for the management account. Then try the operation again.
- **MASTER_ACCOUNT_NOT_GOV_CLOUD_ENABLED**: To complete this operation, the management account must have an associated account in the AWS GovCloud (US-West) Region. For more information, see [AWS Organizations](#) in the *AWS GovCloud User Guide*.

- **MASTER_ACCOUNT_PAYMENT_INSTRUMENT_REQUIRED:** To create an organization with this management account, you first must associate a valid payment instrument, such as a credit card, with the account. For more information, see [Considerations before removing an account from an organization](#) in the *AWS Organizations User Guide*.
- **MAX_DELEGATED_ADMINISTRATORS_FOR_SERVICE_LIMIT_EXCEEDED:** You attempted to register more delegated administrators than allowed for the service principal.
- **MAX_POLICY_TYPE_ATTACHMENT_LIMIT_EXCEEDED:** You attempted to exceed the number of policies of a certain type that can be attached to an entity at one time.
- **MAX_TAG_LIMIT_EXCEEDED:** You have exceeded the number of tags allowed on this resource.
- **MEMBER_ACCOUNT_PAYMENT_INSTRUMENT_REQUIRED:** To complete this operation with this member account, you first must associate a valid payment instrument, such as a credit card, with the account. For more information, see [Considerations before removing an account from an organization](#) in the *AWS Organizations User Guide*.
- **MIN_POLICY_TYPE_ATTACHMENT_LIMIT_EXCEEDED:** You attempted to detach a policy from an entity that would cause the entity to have fewer than the minimum number of policies of a certain type required.
- **ORGANIZATION_NOT_IN_ALL_FEATURES_MODE:** You attempted to perform an operation that requires the organization to be configured to support all features. An organization that supports only consolidated billing features can't perform this operation.
- **OU_DEPTH_LIMIT_EXCEEDED:** You attempted to create an OU tree that is too many levels deep.
- **OU_NUMBER_LIMIT_EXCEEDED:** You attempted to exceed the number of OUs that you can have in an organization.
- **POLICY_CONTENT_LIMIT_EXCEEDED:** You attempted to create a policy that is larger than the maximum size.
- **POLICY_NUMBER_LIMIT_EXCEEDED:** You attempted to exceed the number of policies that you can have in an organization.
- **SERVICE_ACCESS_NOT_ENABLED:** You attempted to register a delegated administrator before you enabled service access. Call the `EnableAWSServiceAccess` API first.
- **TAG_POLICY_VIOLATION:** You attempted to create or update a resource with tags that are not compliant with the tag policy requirements for this account.
- **WAIT_PERIOD_ACTIVE:** After you create an AWS account, you must wait until at least seven days after the account was created. Invited accounts aren't subject to this waiting period.

HTTP Status Code: 400

InvalidInputException

The requested operation failed because you provided invalid values for one or more of the request parameters. This exception includes a reason that contains additional information about the violated limit:

Note

Some of the reasons in the following list might not be applicable to this specific API or operation.

- **DUPLICATE_TAG_KEY:** Tag keys must be unique among the tags attached to the same entity.
- **IMMUTABLE_POLICY:** You specified a policy that is managed by AWS and can't be modified.
- **INPUT_REQUIRED:** You must include a value for all required parameters.
- **INVALID_EMAIL_ADDRESS_TARGET:** You specified an invalid email address for the invited account owner.
- **INVALID_ENUM:** You specified an invalid value.
- **INVALID_ENUM_POLICY_TYPE:** You specified an invalid policy type string.
- **INVALID_FULL_NAME_TARGET:** You specified a full name that contains invalid characters.
- **INVALID_LIST_MEMBER:** You provided a list to a parameter that contains at least one invalid value.
- **INVALID_PAGINATION_TOKEN:** Get the value for the NextToken parameter from the response to a previous call of the operation.
- **INVALID_PARTY_TYPE_TARGET:** You specified the wrong type of entity (account, organization, or email) as a party.
- **INVALID_PATTERN:** You provided a value that doesn't match the required pattern.
- **INVALID_PATTERN_TARGET_ID:** You specified a policy target ID that doesn't match the required pattern.
- **INVALID_ROLE_NAME:** You provided a role name that isn't valid. A role name can't begin with the reserved prefix `AWSServiceRoleFor`.
- **INVALID_SYNTAX_ORGANIZATION_ARN:** You specified an invalid Amazon Resource Name (ARN) for the organization.

- **INVALID_SYNTAX_POLICY_ID:** You specified an invalid policy ID.
- **INVALID_SYSTEM_TAGS_PARAMETER:** You specified a tag key that is a system tag. You can't add, edit, or delete system tag keys because they're reserved for AWS use. System tags don't count against your tags per resource limit.
- **MAX_FILTER_LIMIT_EXCEEDED:** You can specify only one filter parameter for the operation.
- **MAX_LENGTH_EXCEEDED:** You provided a string parameter that is longer than allowed.
- **MAX_VALUE_EXCEEDED:** You provided a numeric parameter that has a larger value than allowed.
- **MIN_LENGTH_EXCEEDED:** You provided a string parameter that is shorter than allowed.
- **MIN_VALUE_EXCEEDED:** You provided a numeric parameter that has a smaller value than allowed.
- **MOVING_ACCOUNT_BETWEEN_DIFFERENT_ROOTS:** You can move an account only between entities in the same root.
- **TARGET_NOT_SUPPORTED:** You can't perform the specified operation on that target entity.
- **UNRECOGNIZED_SERVICE_PRINCIPAL:** You specified a service principal that isn't recognized.

HTTP Status Code: 400

ServiceException

AWS Organizations can't complete your request because of an internal service error. Try again later.

HTTP Status Code: 500

TooManyRequestsException

You have sent too many requests in too short a period of time. The quota helps protect against denial-of-service attacks. Try again later.

For information about quotas that affect AWS Organizations, see [Quotas for AWS Organizations](#) in the *AWS Organizations User Guide*.

HTTP Status Code: 400

UnsupportedAPIEndpointException

This action isn't available in the current AWS Region.

HTTP Status Code: 400

Examples

Example

This example illustrates one usage of `DeregisterDelegatedAdministrator`.

Sample Request

```
POST / HTTP/1.1
X-Amz-Target: AWSOrganizationsV20161128.DeregisterDelegatedAdministrator

{ "AccountId": "555555555555", "ServicePrincipal": "example.amazonaws.com" }
```

Sample Response

```
HTTP/1.1 200 OK
Content-Type: application/json
```

See Also

For more information about using this API in one of the language-specific AWS SDKs, see the following:

- [AWS Command Line Interface](#)
- [AWS SDK for .NET](#)
- [AWS SDK for C++](#)
- [AWS SDK for Go v2](#)
- [AWS SDK for Java V2](#)
- [AWS SDK for JavaScript V3](#)
- [AWS SDK for PHP V3](#)
- [AWS SDK for Python](#)
- [AWS SDK for Ruby V3](#)

DescribeAccount

Retrieves AWS Organizations-related information about the specified account.

This operation can be called only from the organization's management account or by a member account that is a delegated administrator for an AWS service.

Request Syntax

```
{
  "AccountId": "string"
}
```

Request Parameters

For information about the parameters that are common to all actions, see [Common Parameters](#).

The request accepts the following data in JSON format.

AccountId

The unique identifier (ID) of the AWS account that you want information about. You can get the ID from the [ListAccounts](#) or [ListAccountsForParent](#) operations.

The [regex pattern](#) for an account ID string requires exactly 12 digits.

Type: String

Length Constraints: Maximum length of 12.

Pattern: `^\d{12}$`

Required: Yes

Response Syntax

```
{
  "Account": {
    "Arn": "string",
    "Email": "string",
    "Id": "string",
  }
}
```

```
"JoinedMethod": "string",
"JoinedTimestamp": number,
"Name": "string",
"Status": "string"
}
}
```

Response Elements

If the action is successful, the service sends back an HTTP 200 response.

The following data is returned in JSON format by the service.

Account

A structure that contains information about the requested account.

Type: [Account](#) object

Errors

For information about the errors that are common to all actions, see [Common Errors](#).

AccessDeniedException

You don't have permissions to perform the requested operation. The user or role that is making the request must have at least one IAM permissions policy attached that grants the required permissions. For more information, see [Access Management](#) in the *IAM User Guide*.

HTTP Status Code: 400

AccountNotFoundException

We can't find an AWS account with the AccountId that you specified, or the account whose credentials you used to make this request isn't a member of an organization.

HTTP Status Code: 400

AWSOrganizationsNotInUseException

Your account isn't a member of an organization. To make this request, you must use the credentials of an account that belongs to an organization.

HTTP Status Code: 400

InvalidInputException

The requested operation failed because you provided invalid values for one or more of the request parameters. This exception includes a reason that contains additional information about the violated limit:

Note

Some of the reasons in the following list might not be applicable to this specific API or operation.

- **DUPLICATE_TAG_KEY:** Tag keys must be unique among the tags attached to the same entity.
- **IMMUTABLE_POLICY:** You specified a policy that is managed by AWS and can't be modified.
- **INPUT_REQUIRED:** You must include a value for all required parameters.
- **INVALID_EMAIL_ADDRESS_TARGET:** You specified an invalid email address for the invited account owner.
- **INVALID_ENUM:** You specified an invalid value.
- **INVALID_ENUM_POLICY_TYPE:** You specified an invalid policy type string.
- **INVALID_FULL_NAME_TARGET:** You specified a full name that contains invalid characters.
- **INVALID_LIST_MEMBER:** You provided a list to a parameter that contains at least one invalid value.
- **INVALID_PAGINATION_TOKEN:** Get the value for the NextToken parameter from the response to a previous call of the operation.
- **INVALID_PARTY_TYPE_TARGET:** You specified the wrong type of entity (account, organization, or email) as a party.
- **INVALID_PATTERN:** You provided a value that doesn't match the required pattern.
- **INVALID_PATTERN_TARGET_ID:** You specified a policy target ID that doesn't match the required pattern.
- **INVALID_ROLE_NAME:** You provided a role name that isn't valid. A role name can't begin with the reserved prefix `AWSServiceRoleFor`.
- **INVALID_SYNTAX_ORGANIZATION_ARN:** You specified an invalid Amazon Resource Name (ARN) for the organization.
- **INVALID_SYNTAX_POLICY_ID:** You specified an invalid policy ID.

- **INVALID_SYSTEM_TAGS_PARAMETER:** You specified a tag key that is a system tag. You can't add, edit, or delete system tag keys because they're reserved for AWS use. System tags don't count against your tags per resource limit.
- **MAX_FILTER_LIMIT_EXCEEDED:** You can specify only one filter parameter for the operation.
- **MAX_LENGTH_EXCEEDED:** You provided a string parameter that is longer than allowed.
- **MAX_VALUE_EXCEEDED:** You provided a numeric parameter that has a larger value than allowed.
- **MIN_LENGTH_EXCEEDED:** You provided a string parameter that is shorter than allowed.
- **MIN_VALUE_EXCEEDED:** You provided a numeric parameter that has a smaller value than allowed.
- **MOVING_ACCOUNT_BETWEEN_DIFFERENT_ROOTS:** You can move an account only between entities in the same root.
- **TARGET_NOT_SUPPORTED:** You can't perform the specified operation on that target entity.
- **UNRECOGNIZED_SERVICE_PRINCIPAL:** You specified a service principal that isn't recognized.

HTTP Status Code: 400

ServiceException

AWS Organizations can't complete your request because of an internal service error. Try again later.

HTTP Status Code: 500

TooManyRequestsException

You have sent too many requests in too short a period of time. The quota helps protect against denial-of-service attacks. Try again later.

For information about quotas that affect AWS Organizations, see [Quotas for AWS Organizations](#) in the *AWS Organizations User Guide*.

HTTP Status Code: 400

Examples

Example

The following example shows how to request information about member account 555555555555.

Sample Request

```
POST / HTTP/1.1
X-Amz-Target: AWSOrganizationsV20161128.DescribeAccount

{ "AccountId": "555555555555" }
```

Sample Response

```
HTTP/1.1 200 OK
Content-Type: application/json
{
  "Account": {
    "Id": "555555555555",
    "Arn": "arn:aws:organizations::111111111111:account/o-exampleorgid/555555555555",
    "Name": "Beta account",
    "Email": "anika@example.com",
    "JoinedMethod": "INVITED",
    "JoinedTimeStamp": 1481756563.134,
    "Status": "ACTIVE"
  }
}
```

See Also

For more information about using this API in one of the language-specific AWS SDKs, see the following:

- [AWS Command Line Interface](#)
- [AWS SDK for .NET](#)
- [AWS SDK for C++](#)
- [AWS SDK for Go v2](#)
- [AWS SDK for Java V2](#)
- [AWS SDK for JavaScript V3](#)
- [AWS SDK for PHP V3](#)
- [AWS SDK for Python](#)
- [AWS SDK for Ruby V3](#)

DescribeCreateAccountStatus

Retrieves the current status of an asynchronous request to create an account.

This operation can be called only from the organization's management account or by a member account that is a delegated administrator for an AWS service.

Request Syntax

```
{  
  "CreateAccountRequestId": "string"  
}
```

Request Parameters

For information about the parameters that are common to all actions, see [Common Parameters](#).

The request accepts the following data in JSON format.

CreateAccountRequestId

Specifies the Id value that uniquely identifies the CreateAccount request. You can get the value from the CreateAccountStatus.Id response in an earlier [CreateAccount](#) request, or from the [ListCreateAccountStatus](#) operation.

The [regex pattern](#) for a create account request ID string requires "car-" followed by from 8 to 32 lowercase letters or digits.

Type: String

Length Constraints: Maximum length of 36.

Pattern: `^car-[a-z0-9]{8,32}$`

Required: Yes

Response Syntax

```
{
```



```
"CreateAccountStatus": {
  "AccountId": "string",
  "AccountName": "string",
  "CompletedTimestamp": number,
  "FailureReason": "string",
  "GovCloudAccountId": "string",
  "Id": "string",
  "RequestedTimestamp": number,
  "State": "string"
}
```

Response Elements

If the action is successful, the service sends back an HTTP 200 response.

The following data is returned in JSON format by the service.

[CreateAccountStatus](#)

A structure that contains the current status of an account creation request.

Type: [CreateAccountStatus](#) object

Errors

For information about the errors that are common to all actions, see [Common Errors](#).

AccessDeniedException

You don't have permissions to perform the requested operation. The user or role that is making the request must have at least one IAM permissions policy attached that grants the required permissions. For more information, see [Access Management](#) in the *IAM User Guide*.

HTTP Status Code: 400

AWSOrganizationsNotInUseException

Your account isn't a member of an organization. To make this request, you must use the credentials of an account that belongs to an organization.

HTTP Status Code: 400

CreateAccountStatusNotFoundException

We can't find an create account request with the `CreateAccountRequestId` that you specified.

HTTP Status Code: 400

InvalidInputException

The requested operation failed because you provided invalid values for one or more of the request parameters. This exception includes a reason that contains additional information about the violated limit:

Note

Some of the reasons in the following list might not be applicable to this specific API or operation.

- `DUPLICATE_TAG_KEY`: Tag keys must be unique among the tags attached to the same entity.
- `IMMUTABLE_POLICY`: You specified a policy that is managed by AWS and can't be modified.
- `INPUT_REQUIRED`: You must include a value for all required parameters.
- `INVALID_EMAIL_ADDRESS_TARGET`: You specified an invalid email address for the invited account owner.
- `INVALID_ENUM`: You specified an invalid value.
- `INVALID_ENUM_POLICY_TYPE`: You specified an invalid policy type string.
- `INVALID_FULL_NAME_TARGET`: You specified a full name that contains invalid characters.
- `INVALID_LIST_MEMBER`: You provided a list to a parameter that contains at least one invalid value.
- `INVALID_PAGINATION_TOKEN`: Get the value for the `NextToken` parameter from the response to a previous call of the operation.
- `INVALID_PARTY_TYPE_TARGET`: You specified the wrong type of entity (account, organization, or email) as a party.
- `INVALID_PATTERN`: You provided a value that doesn't match the required pattern.
- `INVALID_PATTERN_TARGET_ID`: You specified a policy target ID that doesn't match the required pattern.

- **INVALID_ROLE_NAME:** You provided a role name that isn't valid. A role name can't begin with the reserved prefix `AWSServiceRoleFor`.
- **INVALID_SYNTAX_ORGANIZATION_ARN:** You specified an invalid Amazon Resource Name (ARN) for the organization.
- **INVALID_SYNTAX_POLICY_ID:** You specified an invalid policy ID.
- **INVALID_SYSTEM_TAGS_PARAMETER:** You specified a tag key that is a system tag. You can't add, edit, or delete system tag keys because they're reserved for AWS use. System tags don't count against your tags per resource limit.
- **MAX_FILTER_LIMIT_EXCEEDED:** You can specify only one filter parameter for the operation.
- **MAX_LENGTH_EXCEEDED:** You provided a string parameter that is longer than allowed.
- **MAX_VALUE_EXCEEDED:** You provided a numeric parameter that has a larger value than allowed.
- **MIN_LENGTH_EXCEEDED:** You provided a string parameter that is shorter than allowed.
- **MIN_VALUE_EXCEEDED:** You provided a numeric parameter that has a smaller value than allowed.
- **MOVING_ACCOUNT_BETWEEN_DIFFERENT_ROOTS:** You can move an account only between entities in the same root.
- **TARGET_NOT_SUPPORTED:** You can't perform the specified operation on that target entity.
- **UNRECOGNIZED_SERVICE_PRINCIPAL:** You specified a service principal that isn't recognized.

HTTP Status Code: 400

ServiceException

AWS Organizations can't complete your request because of an internal service error. Try again later.

HTTP Status Code: 500

TooManyRequestsException

You have sent too many requests in too short a period of time. The quota helps protect against denial-of-service attacks. Try again later.

For information about quotas that affect AWS Organizations, see [Quotas for AWS Organizations](#) in the *AWS Organizations User Guide*.

HTTP Status Code: 400

UnsupportedAPIEndpointException

This action isn't available in the current AWS Region.

HTTP Status Code: 400

Examples

Example

The following example shows how to request the latest status for a previous request to create an account in an organization. The specified `CreateAccountRequestId` comes from the response of the original call to [CreateAccount](#). The account creation request shows by the `status` field that AWS Organizations successfully completed the creation of the account.

Sample Request

```
POST / HTTP/1.1
X-Amz-Target: AWSOrganizationsV20161128.DescribeCreateAccountStatus

{ "CreateAccountRequestId": "car-examplecreateaccountrequestid111" }
```

Sample Response

```
HTTP/1.1 200 OK
Content-Type: application/json
{
  "CreateAccountStatusRequest": {
    "State": "SUCCEEDED",
    "AccountId": "555555555555",
    "AccountName": "Beta account",
    "RequestedTimestamp": 1470684478.687,
    "CompletedTimestamp": 1470684532.472,
    "Id": "car-examplecreateaccountrequestid111"
  }
}
```

See Also

For more information about using this API in one of the language-specific AWS SDKs, see the following:

- [AWS Command Line Interface](#)
- [AWS SDK for .NET](#)
- [AWS SDK for C++](#)
- [AWS SDK for Go v2](#)
- [AWS SDK for Java V2](#)
- [AWS SDK for JavaScript V3](#)
- [AWS SDK for PHP V3](#)
- [AWS SDK for Python](#)
- [AWS SDK for Ruby V3](#)

DescribeEffectivePolicy

Returns the contents of the effective policy for specified policy type and account. The effective policy is the aggregation of any policies of the specified type that the account inherits, plus any policy of that type that is directly attached to the account.

This operation applies only to policy types *other* than service control policies (SCPs).

For more information about policy inheritance, see [Understanding management policy inheritance](#) in the *AWS Organizations User Guide*.

This operation can be called from any account in the organization.

Request Syntax

```
{
  "PolicyType": "string",
  "TargetId": "string"
}
```

Request Parameters

For information about the parameters that are common to all actions, see [Common Parameters](#).

The request accepts the following data in JSON format.

PolicyType

The type of policy that you want information about. You can specify one of the following values:

- [AISERVICES_OPT_OUT_POLICY](#)
- [BACKUP_POLICY](#)
- [TAG_POLICY](#)

Type: String

Valid Values: TAG_POLICY | BACKUP_POLICY | AISERVICES_OPT_OUT_POLICY

Required: Yes

TargetId

When you're signed in as the management account, specify the ID of the account that you want details about. Specifying an organization root or organizational unit (OU) as the target is not supported.

Type: String

Length Constraints: Maximum length of 100.

Pattern: `^(r-[0-9a-z]{4,32})|(\d{12})|(ou-[0-9a-z]{4,32}-[a-z0-9]{8,32})$`

Required: No

Response Syntax

```
{
  "EffectivePolicy": {
    "LastUpdatedTimestamp": number,
    "PolicyContent": "string",
    "PolicyType": "string",
    "TargetId": "string"
  }
}
```

Response Elements

If the action is successful, the service sends back an HTTP 200 response.

The following data is returned in JSON format by the service.

EffectivePolicy

The contents of the effective policy.

Type: [EffectivePolicy](#) object

Errors

For information about the errors that are common to all actions, see [Common Errors](#).

AccessDeniedException

You don't have permissions to perform the requested operation. The user or role that is making the request must have at least one IAM permissions policy attached that grants the required permissions. For more information, see [Access Management](#) in the *IAM User Guide*.

HTTP Status Code: 400

AWSOrganizationsNotInUseException

Your account isn't a member of an organization. To make this request, you must use the credentials of an account that belongs to an organization.

HTTP Status Code: 400

ConstraintViolationException

Performing this operation violates a minimum or maximum value limit. For example, attempting to remove the last service control policy (SCP) from an OU or root, inviting or creating too many accounts to the organization, or attaching too many policies to an account, OU, or root. This exception includes a reason that contains additional information about the violated limit:


Note

Some of the reasons in the following list might not be applicable to this specific API or operation.

- **ACCOUNT_CANNOT_LEAVE_ORGANIZATION:** You attempted to remove the management account from the organization. You can't remove the management account. Instead, after you remove all member accounts, delete the organization itself.
- **ACCOUNT_CANNOT_LEAVE_WITHOUT_PHONE_VERIFICATION:** You attempted to remove an account from the organization that doesn't yet have enough information to exist as a standalone account. This account requires you to first complete phone verification. Follow the steps at [Removing a member account from your organization](#) in the *AWS Organizations User Guide*.
- **ACCOUNT_CREATION_RATE_LIMIT_EXCEEDED:** You attempted to exceed the number of accounts that you can create in one day.

- **ACCOUNT_CREATION_NOT_COMPLETE:** Your account setup isn't complete or your account isn't fully active. You must complete the account setup before you create an organization.
- **ACCOUNT_NUMBER_LIMIT_EXCEEDED:** You attempted to exceed the limit on the number of accounts in an organization. If you need more accounts, contact [AWS Support](#) to request an increase in your limit.

Or the number of invitations that you tried to send would cause you to exceed the limit of accounts in your organization. Send fewer invitations or contact AWS Support to request an increase in the number of accounts.

 **Note**

Deleted and closed accounts still count toward your limit.

 **Important**

If you get this exception when running a command immediately after creating the organization, wait one hour and try again. After an hour, if the command continues to fail with this error, contact [AWS Support](#).

- **CANNOT_REGISTER_SUSPENDED_ACCOUNT_AS_DELEGATED_ADMINISTRATOR:** You cannot register a suspended account as a delegated administrator.
- **CANNOT_REGISTER_MASTER_AS_DELEGATED_ADMINISTRATOR:** You attempted to register the management account of the organization as a delegated administrator for an AWS service integrated with Organizations. You can designate only a member account as a delegated administrator.
- **CANNOT_CLOSE_MANAGEMENT_ACCOUNT:** You attempted to close the management account. To close the management account for the organization, you must first either remove or close all member accounts in the organization. Follow standard account closure process using root credentials.
- **CANNOT_REMOVE_DELEGATED_ADMINISTRATOR_FROM_ORG:** You attempted to remove an account that is registered as a delegated administrator for a service integrated with your organization. To complete this operation, you must first deregister this account as a delegated administrator.

- **CLOSE_ACCOUNT_QUOTA_EXCEEDED**: You have exceeded close account quota for the past 30 days.
- **CLOSE_ACCOUNT_REQUESTS_LIMIT_EXCEEDED**: You attempted to exceed the number of accounts that you can close at a time.
- **CREATE_ORGANIZATION_IN_BILLING_MODE_UNSUPPORTED_REGION**: To create an organization in the specified region, you must enable all features mode.
- **DELEGATED_ADMINISTRATOR_EXISTS_FOR_THIS_SERVICE**: You attempted to register an AWS account as a delegated administrator for an AWS service that already has a delegated administrator. To complete this operation, you must first deregister any existing delegated administrators for this service.
- **EMAIL_VERIFICATION_CODE_EXPIRED**: The email verification code is only valid for a limited period of time. You must resubmit the request and generate a new verification code.
- **HANDSHAKE_RATE_LIMIT_EXCEEDED**: You attempted to exceed the number of handshakes that you can send in one day.
- **INVALID_PAYMENT_INSTRUMENT**: You cannot remove an account because no supported payment method is associated with the account. AWS does not support cards issued by financial institutions in Russia or Belarus. For more information, see [Managing your AWS payments](#).
- **MASTER_ACCOUNT_ADDRESS_DOES_NOT_MATCH_MARKETPLACE**: To create an account in this organization, you first must migrate the organization's management account to the marketplace that corresponds to the management account's address. All accounts in an organization must be associated with the same marketplace.
- **MASTER_ACCOUNT_MISSING_BUSINESS_LICENSE**: Applies only to the AWS Regions in China. To create an organization, the master must have a valid business license. For more information, contact customer support.
- **MASTER_ACCOUNT_MISSING_CONTACT_INFO**: To complete this operation, you must first provide a valid contact address and phone number for the management account. Then try the operation again.
- **MASTER_ACCOUNT_NOT_GOV_CLOUD_ENABLED**: To complete this operation, the management account must have an associated account in the AWS GovCloud (US-West) Region. For more information, see [AWS Organizations](#) in the *AWS GovCloud User Guide*.
- **MASTER_ACCOUNT_PAYMENT_INSTRUMENT_REQUIRED**: To create an organization with this management account, you first must associate a valid payment instrument, such as a credit

card, with the account. For more information, see [Considerations before removing an account from an organization](#) in the *AWS Organizations User Guide*.

- **MAX_DELEGATED_ADMINISTRATORS_FOR_SERVICE_LIMIT_EXCEEDED:** You attempted to register more delegated administrators than allowed for the service principal.
- **MAX_POLICY_TYPE_ATTACHMENT_LIMIT_EXCEEDED:** You attempted to exceed the number of policies of a certain type that can be attached to an entity at one time.
- **MAX_TAG_LIMIT_EXCEEDED:** You have exceeded the number of tags allowed on this resource.
- **MEMBER_ACCOUNT_PAYMENT_INSTRUMENT_REQUIRED:** To complete this operation with this member account, you first must associate a valid payment instrument, such as a credit card, with the account. For more information, see [Considerations before removing an account from an organization](#) in the *AWS Organizations User Guide*.
- **MIN_POLICY_TYPE_ATTACHMENT_LIMIT_EXCEEDED:** You attempted to detach a policy from an entity that would cause the entity to have fewer than the minimum number of policies of a certain type required.
- **ORGANIZATION_NOT_IN_ALL_FEATURES_MODE:** You attempted to perform an operation that requires the organization to be configured to support all features. An organization that supports only consolidated billing features can't perform this operation.
- **OU_DEPTH_LIMIT_EXCEEDED:** You attempted to create an OU tree that is too many levels deep.
- **OU_NUMBER_LIMIT_EXCEEDED:** You attempted to exceed the number of OUs that you can have in an organization.
- **POLICY_CONTENT_LIMIT_EXCEEDED:** You attempted to create a policy that is larger than the maximum size.
- **POLICY_NUMBER_LIMIT_EXCEEDED:** You attempted to exceed the number of policies that you can have in an organization.
- **SERVICE_ACCESS_NOT_ENABLED:** You attempted to register a delegated administrator before you enabled service access. Call the `EnableAWSServiceAccess` API first.
- **TAG_POLICY_VIOLATION:** You attempted to create or update a resource with tags that are not compliant with the tag policy requirements for this account.
- **WAIT_PERIOD_ACTIVE:** After you create an AWS account, you must wait until at least seven days after the account was created. Invited accounts aren't subject to this waiting period.

HTTP Status Code: 400

EffectivePolicyNotFoundException

If you ran this action on the management account, this policy type is not enabled. If you ran the action on a member account, the account doesn't have an effective policy of this type. Contact the administrator of your organization about attaching a policy of this type to the account.

HTTP Status Code: 400

InvalidInputException

The requested operation failed because you provided invalid values for one or more of the request parameters. This exception includes a reason that contains additional information about the violated limit:

Note

Some of the reasons in the following list might not be applicable to this specific API or operation.

- **DUPLICATE_TAG_KEY:** Tag keys must be unique among the tags attached to the same entity.
- **IMMUTABLE_POLICY:** You specified a policy that is managed by AWS and can't be modified.
- **INPUT_REQUIRED:** You must include a value for all required parameters.
- **INVALID_EMAIL_ADDRESS_TARGET:** You specified an invalid email address for the invited account owner.
- **INVALID_ENUM:** You specified an invalid value.
- **INVALID_ENUM_POLICY_TYPE:** You specified an invalid policy type string.
- **INVALID_FULL_NAME_TARGET:** You specified a full name that contains invalid characters.
- **INVALID_LIST_MEMBER:** You provided a list to a parameter that contains at least one invalid value.
- **INVALID_PAGINATION_TOKEN:** Get the value for the `NextToken` parameter from the response to a previous call of the operation.
- **INVALID_PARTY_TYPE_TARGET:** You specified the wrong type of entity (account, organization, or email) as a party.
- **INVALID_PATTERN:** You provided a value that doesn't match the required pattern.
- **INVALID_PATTERN_TARGET_ID:** You specified a policy target ID that doesn't match the required pattern.

- **INVALID_ROLE_NAME:** You provided a role name that isn't valid. A role name can't begin with the reserved prefix `AWSServiceRoleFor`.
- **INVALID_SYNTAX_ORGANIZATION_ARN:** You specified an invalid Amazon Resource Name (ARN) for the organization.
- **INVALID_SYNTAX_POLICY_ID:** You specified an invalid policy ID.
- **INVALID_SYSTEM_TAGS_PARAMETER:** You specified a tag key that is a system tag. You can't add, edit, or delete system tag keys because they're reserved for AWS use. System tags don't count against your tags per resource limit.
- **MAX_FILTER_LIMIT_EXCEEDED:** You can specify only one filter parameter for the operation.
- **MAX_LENGTH_EXCEEDED:** You provided a string parameter that is longer than allowed.
- **MAX_VALUE_EXCEEDED:** You provided a numeric parameter that has a larger value than allowed.
- **MIN_LENGTH_EXCEEDED:** You provided a string parameter that is shorter than allowed.
- **MIN_VALUE_EXCEEDED:** You provided a numeric parameter that has a smaller value than allowed.
- **MOVING_ACCOUNT_BETWEEN_DIFFERENT_ROOTS:** You can move an account only between entities in the same root.
- **TARGET_NOT_SUPPORTED:** You can't perform the specified operation on that target entity.
- **UNRECOGNIZED_SERVICE_PRINCIPAL:** You specified a service principal that isn't recognized.

HTTP Status Code: 400

ServiceException

AWS Organizations can't complete your request because of an internal service error. Try again later.

HTTP Status Code: 500

TargetNotFoundException

We can't find a root, OU, account, or policy with the `TargetId` that you specified.

HTTP Status Code: 400

TooManyRequestsException

You have sent too many requests in too short a period of time. The quota helps protect against denial-of-service attacks. Try again later.

For information about quotas that affect AWS Organizations, see [Quotas for AWS Organizations](#) in the *AWS Organizations User Guide*.

HTTP Status Code: 400

UnsupportedAPIEndpointException

This action isn't available in the current AWS Region.

HTTP Status Code: 400

See Also

For more information about using this API in one of the language-specific AWS SDKs, see the following:

- [AWS Command Line Interface](#)
- [AWS SDK for .NET](#)
- [AWS SDK for C++](#)
- [AWS SDK for Go v2](#)
- [AWS SDK for Java V2](#)
- [AWS SDK for JavaScript V3](#)
- [AWS SDK for PHP V3](#)
- [AWS SDK for Python](#)
- [AWS SDK for Ruby V3](#)

DescribeHandshake

Retrieves information about a previously requested handshake. The handshake ID comes from the response to the original [InviteAccountToOrganization](#) operation that generated the handshake.

You can access handshakes that are ACCEPTED, DECLINED, or CANCELED for only 30 days after they change to that state. They're then deleted and no longer accessible.

This operation can be called from any account in the organization.

Request Syntax

```
{
  "HandshakeId": "string"
}
```

Request Parameters

For information about the parameters that are common to all actions, see [Common Parameters](#).

The request accepts the following data in JSON format.

[HandshakeId](#)

The unique identifier (ID) of the handshake that you want information about. You can get the ID from the original call to [InviteAccountToOrganization](#), or from a call to [ListHandshakesForAccount](#) or [ListHandshakesForOrganization](#).

The [regex pattern](#) for handshake ID string requires "h-" followed by from 8 to 32 lowercase letters or digits.

Type: String

Length Constraints: Maximum length of 34.

Pattern: `^h-[0-9a-z]{8,32}$`

Required: Yes

Response Syntax

```
{
  "Handshake": {
    "Action": "string",
    "Arn": "string",
    "ExpirationTimestamp": number,
    "Id": "string",
    "Parties": [
      {
        "Id": "string",
        "Type": "string"
      }
    ],
    "RequestedTimestamp": number,
    "Resources": [
      {
        "Resources": [
          "HandshakeResource"
        ],
        "Type": "string",
        "Value": "string"
      }
    ],
    "State": "string"
  }
}
```

Response Elements

If the action is successful, the service sends back an HTTP 200 response.

The following data is returned in JSON format by the service.

Handshake

A structure that contains information about the specified handshake.

Type: [Handshake](#) object

Errors

For information about the errors that are common to all actions, see [Common Errors](#).

AccessDeniedException

You don't have permissions to perform the requested operation. The user or role that is making the request must have at least one IAM permissions policy attached that grants the required permissions. For more information, see [Access Management](#) in the *IAM User Guide*.

HTTP Status Code: 400

ConcurrentModificationException

The target of the operation is currently being modified by a different request. Try again later.

HTTP Status Code: 400

HandshakeNotFoundException

We can't find a handshake with the HandshakeId that you specified.

HTTP Status Code: 400

InvalidInputException

The requested operation failed because you provided invalid values for one or more of the request parameters. This exception includes a reason that contains additional information about the violated limit:

Note

Some of the reasons in the following list might not be applicable to this specific API or operation.

- `DUPLICATE_TAG_KEY`: Tag keys must be unique among the tags attached to the same entity.
- `IMMUTABLE_POLICY`: You specified a policy that is managed by AWS and can't be modified.
- `INPUT_REQUIRED`: You must include a value for all required parameters.
- `INVALID_EMAIL_ADDRESS_TARGET`: You specified an invalid email address for the invited account owner.

- **INVALID_ENUM:** You specified an invalid value.
- **INVALID_ENUM_POLICY_TYPE:** You specified an invalid policy type string.
- **INVALID_FULL_NAME_TARGET:** You specified a full name that contains invalid characters.
- **INVALID_LIST_MEMBER:** You provided a list to a parameter that contains at least one invalid value.
- **INVALID_PAGINATION_TOKEN:** Get the value for the `NextToken` parameter from the response to a previous call of the operation.
- **INVALID_PARTY_TYPE_TARGET:** You specified the wrong type of entity (account, organization, or email) as a party.
- **INVALID_PATTERN:** You provided a value that doesn't match the required pattern.
- **INVALID_PATTERN_TARGET_ID:** You specified a policy target ID that doesn't match the required pattern.
- **INVALID_ROLE_NAME:** You provided a role name that isn't valid. A role name can't begin with the reserved prefix `AWSServiceRoleFor`.
- **INVALID_SYNTAX_ORGANIZATION_ARN:** You specified an invalid Amazon Resource Name (ARN) for the organization.
- **INVALID_SYNTAX_POLICY_ID:** You specified an invalid policy ID.
- **INVALID_SYSTEM_TAGS_PARAMETER:** You specified a tag key that is a system tag. You can't add, edit, or delete system tag keys because they're reserved for AWS use. System tags don't count against your tags per resource limit.
- **MAX_FILTER_LIMIT_EXCEEDED:** You can specify only one filter parameter for the operation.
- **MAX_LENGTH_EXCEEDED:** You provided a string parameter that is longer than allowed.
- **MAX_VALUE_EXCEEDED:** You provided a numeric parameter that has a larger value than allowed.
- **MIN_LENGTH_EXCEEDED:** You provided a string parameter that is shorter than allowed.
- **MIN_VALUE_EXCEEDED:** You provided a numeric parameter that has a smaller value than allowed.
- **MOVING_ACCOUNT_BETWEEN_DIFFERENT_ROOTS:** You can move an account only between entities in the same root.
- **TARGET_NOT_SUPPORTED:** You can't perform the specified operation on that target entity.
- **UNRECOGNIZED_SERVICE_PRINCIPAL:** You specified a service principal that isn't recognized.

HTTP Status Code: 400

ServiceException

AWS Organizations can't complete your request because of an internal service error. Try again later.

HTTP Status Code: 500

TooManyRequestsException

You have sent too many requests in too short a period of time. The quota helps protect against denial-of-service attacks. Try again later.

For information about quotas that affect AWS Organizations, see [Quotas for AWS Organizations](#) in the *AWS Organizations User Guide*.

HTTP Status Code: 400

Examples

Example

The following example shows how to request details about a handshake.

Sample Request

```
POST / HTTP/1.1
X-Amz-Target: AWSOrganizationsV20161128.DescribeHandshake

{ "HandshakeId": "h-examplehandshakeid111" }
```

Sample Response

```
HTTP/1.1 200 OK
Content-Type: application/json
{
  "Handshake": {
    "Id": "h-examplehandshakeid111",
    "State": "OPEN",
    "Resources": [
      {
        "Type": "ORGANIZATION",
        "Value": "o-exampleorgid",
```

```
    "Resources": [
      {
        "Type": "MASTER_EMAIL",
        "Value": "diego@example.com"
      },
      {
        "Type": "MASTER_NAME",
        "Value": "Management account"
      }
    ],
    {
      "Type": "EMAIL",
      "Value": "anika@example.com"
    }
  ],
  "Parties": [
    {
      "Type": "ORGANIZATION",
      "Id": "o-exampleorgid"
    },
    {
      "Type": "EMAIL",
      "Id": "anika@example.com"
    }
  ],
  "Action": "INVITE",
  "RequestedTimestamp": 1470158698.046,
  "ExpirationTimestamp": 1471454698.046,
  "Arn": "arn:aws:organizations::111111111111:handshake/o-exampleorgid/invite/h-examplehandshakeid111"
}
```

See Also

For more information about using this API in one of the language-specific AWS SDKs, see the following:

- [AWS Command Line Interface](#)
- [AWS SDK for .NET](#)
- [AWS SDK for C++](#)

- [AWS SDK for Go v2](#)
- [AWS SDK for Java V2](#)
- [AWS SDK for JavaScript V3](#)
- [AWS SDK for PHP V3](#)
- [AWS SDK for Python](#)
- [AWS SDK for Ruby V3](#)

DescribeOrganization

Retrieves information about the organization that the user's account belongs to.

This operation can be called from any account in the organization.

Note

Even if a policy type is shown as available in the organization, you can disable it separately at the root level with [DisablePolicyType](#). Use [ListRoots](#) to see the status of policy types for a specified root.

Response Syntax

```
{
  "Organization": {
    "Arn": "string",
    "AvailablePolicyTypes": [
      {
        "Status": "string",
        "Type": "string"
      }
    ],
    "FeatureSet": "string",
    "Id": "string",
    "MasterAccountArn": "string",
    "MasterAccountEmail": "string",
    "MasterAccountId": "string"
  }
}
```

Response Elements

If the action is successful, the service sends back an HTTP 200 response.

The following data is returned in JSON format by the service.

Organization

A structure that contains information about the organization.

⚠ Important

The `AvailablePolicyTypes` part of the response is deprecated, and you shouldn't use it in your apps. It doesn't include any policy type supported by Organizations other than SCPs. To determine which policy types are enabled in your organization, use the [ListRoots](#) operation.

Type: [Organization](#) object

Errors

For information about the errors that are common to all actions, see [Common Errors](#).

AccessDeniedException

You don't have permissions to perform the requested operation. The user or role that is making the request must have at least one IAM permissions policy attached that grants the required permissions. For more information, see [Access Management](#) in the *IAM User Guide*.

HTTP Status Code: 400

AWSOrganizationsNotInUseException

Your account isn't a member of an organization. To make this request, you must use the credentials of an account that belongs to an organization.

HTTP Status Code: 400

ConcurrentModificationException

The target of the operation is currently being modified by a different request. Try again later.

HTTP Status Code: 400

ServiceException

AWS Organizations can't complete your request because of an internal service error. Try again later.

HTTP Status Code: 500

TooManyRequestsException

You have sent too many requests in too short a period of time. The quota helps protect against denial-of-service attacks. Try again later.

For information about quotas that affect AWS Organizations, see [Quotas for AWS Organizations](#) in the *AWS Organizations User Guide*.

HTTP Status Code: 400

Examples

Example

The following example shows how to request information about the current user's organization.

Sample Request

```
POST / HTTP/1.1
X-Amz-Target: AWSOrganizationsV20161128.DescribeOrganization

{ }
```

Sample Response

```
HTTP/1.1 200 OK
Content-Type: application/json
{
  "Organization": {
    "MasterAccountArn": "arn:aws:organizations::111111111111:account/o-
exampleorgid/111111111111",
    "MasterAccountEmail": "diego@example.com",
    "MasterAccountId": "111111111111",
    "Id": "o-exampleorgid",
    "FeatureSet": "ALL",
    "Arn": "arn:aws:organizations::111111111111:organization/o-exampleorgid",
    "AvailablePolicyTypes": [ ...DEPRECATED - DO NOT USE... ]
  }
}
```


See Also

For more information about using this API in one of the language-specific AWS SDKs, see the following:

- [AWS Command Line Interface](#)
- [AWS SDK for .NET](#)
- [AWS SDK for C++](#)
- [AWS SDK for Go v2](#)
- [AWS SDK for Java V2](#)
- [AWS SDK for JavaScript V3](#)
- [AWS SDK for PHP V3](#)
- [AWS SDK for Python](#)
- [AWS SDK for Ruby V3](#)

DescribeOrganizationalUnit

Retrieves information about an organizational unit (OU).

This operation can be called only from the organization's management account or by a member account that is a delegated administrator for an AWS service.

Request Syntax

```
{  
  "OrganizationalUnitId": "string"  
}
```

Request Parameters

For information about the parameters that are common to all actions, see [Common Parameters](#).

The request accepts the following data in JSON format.

OrganizationalUnitId

The unique identifier (ID) of the organizational unit that you want details about. You can get the ID from the [ListOrganizationalUnitsForParent](#) operation.

The [regex pattern](#) for an organizational unit ID string requires "ou-" followed by from 4 to 32 lowercase letters or digits (the ID of the root that contains the OU). This string is followed by a second "-" dash and from 8 to 32 additional lowercase letters or digits.

Type: String

Length Constraints: Maximum length of 68.

Pattern: `^ou-[0-9a-z]{4,32}-[a-z0-9]{8,32}$`

Required: Yes

Response Syntax

```
{  
  "OrganizationalUnit": {
```

```
    "Arn": "string",
    "Id": "string",
    "Name": "string"
  }
}
```

Response Elements

If the action is successful, the service sends back an HTTP 200 response.

The following data is returned in JSON format by the service.

OrganizationalUnit

A structure that contains details about the specified OU.

Type: [OrganizationalUnit](#) object

Errors

For information about the errors that are common to all actions, see [Common Errors](#).

AccessDeniedException

You don't have permissions to perform the requested operation. The user or role that is making the request must have at least one IAM permissions policy attached that grants the required permissions. For more information, see [Access Management](#) in the *IAM User Guide*.

HTTP Status Code: 400

AWSOrganizationsNotInUseException

Your account isn't a member of an organization. To make this request, you must use the credentials of an account that belongs to an organization.

HTTP Status Code: 400

InvalidInputException

The requested operation failed because you provided invalid values for one or more of the request parameters. This exception includes a reason that contains additional information about the violated limit:

Note

Some of the reasons in the following list might not be applicable to this specific API or operation.

- **DUPLICATE_TAG_KEY:** Tag keys must be unique among the tags attached to the same entity.
- **IMMUTABLE_POLICY:** You specified a policy that is managed by AWS and can't be modified.
- **INPUT_REQUIRED:** You must include a value for all required parameters.
- **INVALID_EMAIL_ADDRESS_TARGET:** You specified an invalid email address for the invited account owner.
- **INVALID_ENUM:** You specified an invalid value.
- **INVALID_ENUM_POLICY_TYPE:** You specified an invalid policy type string.
- **INVALID_FULL_NAME_TARGET:** You specified a full name that contains invalid characters.
- **INVALID_LIST_MEMBER:** You provided a list to a parameter that contains at least one invalid value.
- **INVALID_PAGINATION_TOKEN:** Get the value for the NextToken parameter from the response to a previous call of the operation.
- **INVALID_PARTY_TYPE_TARGET:** You specified the wrong type of entity (account, organization, or email) as a party.
- **INVALID_PATTERN:** You provided a value that doesn't match the required pattern.
- **INVALID_PATTERN_TARGET_ID:** You specified a policy target ID that doesn't match the required pattern.
- **INVALID_ROLE_NAME:** You provided a role name that isn't valid. A role name can't begin with the reserved prefix `AWSServiceRoleFor`.
- **INVALID_SYNTAX_ORGANIZATION_ARN:** You specified an invalid Amazon Resource Name (ARN) for the organization.
- **INVALID_SYNTAX_POLICY_ID:** You specified an invalid policy ID.
- **INVALID_SYSTEM_TAGS_PARAMETER:** You specified a tag key that is a system tag. You can't add, edit, or delete system tag keys because they're reserved for AWS use. System tags don't count against your tags per resource limit.
- **MAX_FILTER_LIMIT_EXCEEDED:** You can specify only one filter parameter for the operation.
- **MAX_LENGTH_EXCEEDED:** You provided a string parameter that is longer than allowed.

- **MAX_VALUE_EXCEEDED**: You provided a numeric parameter that has a larger value than allowed.
- **MIN_LENGTH_EXCEEDED**: You provided a string parameter that is shorter than allowed.
- **MIN_VALUE_EXCEEDED**: You provided a numeric parameter that has a smaller value than allowed.
- **MOVING_ACCOUNT_BETWEEN_DIFFERENT_ROOTS**: You can move an account only between entities in the same root.
- **TARGET_NOT_SUPPORTED**: You can't perform the specified operation on that target entity.
- **UNRECOGNIZED_SERVICE_PRINCIPAL**: You specified a service principal that isn't recognized.

HTTP Status Code: 400

OrganizationalUnitNotFoundException

We can't find an OU with the `OrganizationalUnitId` that you specified.

HTTP Status Code: 400

ServiceException

AWS Organizations can't complete your request because of an internal service error. Try again later.

HTTP Status Code: 500

TooManyRequestsException

You have sent too many requests in too short a period of time. The quota helps protect against denial-of-service attacks. Try again later.

For information about quotas that affect AWS Organizations, see [Quotas for AWS Organizations](#) in the *AWS Organizations User Guide*.

HTTP Status Code: 400

Examples

Example

The following example shows how to request details about an OU.

Sample Request

```
POST / HTTP/1.1
X-Amz-Target: AWSOrganizationsV20161128.DescribeOrganizationalUnit

{ "OrganizationalUnitId": "ou-examplerootid111-exampleouid111" }
```

Sample Response

```
HTTP/1.1 200 OK
Content-Type: application/json
{
  "OrganizationalUnit": {
    "Name": "Accounting Group",
    "Arn": "arn:aws:organizations::111111111111:ou/o-exampleorgid/ou-examplerootid111-exampleouid111",
    "Id": "ou-examplerootid111-exampleouid111"
  }
}
```

See Also

For more information about using this API in one of the language-specific AWS SDKs, see the following:

- [AWS Command Line Interface](#)
- [AWS SDK for .NET](#)
- [AWS SDK for C++](#)
- [AWS SDK for Go v2](#)
- [AWS SDK for Java V2](#)
- [AWS SDK for JavaScript V3](#)
- [AWS SDK for PHP V3](#)
- [AWS SDK for Python](#)
- [AWS SDK for Ruby V3](#)

DescribePolicy

Retrieves information about a policy.

This operation can be called only from the organization's management account or by a member account that is a delegated administrator for an AWS service.

Request Syntax

```
{
  "PolicyId": "string"
}
```

Request Parameters

For information about the parameters that are common to all actions, see [Common Parameters](#).

The request accepts the following data in JSON format.

PolicyId

The unique identifier (ID) of the policy that you want details about. You can get the ID from the [ListPolicies](#) or [ListPoliciesForTarget](#) operations.

The [regex pattern](#) for a policy ID string requires "p-" followed by from 8 to 128 lowercase or uppercase letters, digits, or the underscore character (_).

Type: String

Length Constraints: Maximum length of 130.

Pattern: `^p-[0-9a-zA-Z_]{8,128}$`

Required: Yes

Response Syntax

```
{
```

```
"Policy": {
  "Content": "string",
  "PolicySummary": {
    "Arn": "string",
    "AwsManaged": boolean,
    "Description": "string",
    "Id": "string",
    "Name": "string",
    "Type": "string"
  }
}
```

Response Elements

If the action is successful, the service sends back an HTTP 200 response.

The following data is returned in JSON format by the service.

Policy

A structure that contains details about the specified policy.

Type: [Policy](#) object

Errors

For information about the errors that are common to all actions, see [Common Errors](#).

AccessDeniedException

You don't have permissions to perform the requested operation. The user or role that is making the request must have at least one IAM permissions policy attached that grants the required permissions. For more information, see [Access Management](#) in the *IAM User Guide*.

HTTP Status Code: 400

AWSOrganizationsNotInUseException

Your account isn't a member of an organization. To make this request, you must use the credentials of an account that belongs to an organization.

HTTP Status Code: 400

InvalidInputException

The requested operation failed because you provided invalid values for one or more of the request parameters. This exception includes a reason that contains additional information about the violated limit:

Note

Some of the reasons in the following list might not be applicable to this specific API or operation.

- **DUPLICATE_TAG_KEY:** Tag keys must be unique among the tags attached to the same entity.
- **IMMUTABLE_POLICY:** You specified a policy that is managed by AWS and can't be modified.
- **INPUT_REQUIRED:** You must include a value for all required parameters.
- **INVALID_EMAIL_ADDRESS_TARGET:** You specified an invalid email address for the invited account owner.
- **INVALID_ENUM:** You specified an invalid value.
- **INVALID_ENUM_POLICY_TYPE:** You specified an invalid policy type string.
- **INVALID_FULL_NAME_TARGET:** You specified a full name that contains invalid characters.
- **INVALID_LIST_MEMBER:** You provided a list to a parameter that contains at least one invalid value.
- **INVALID_PAGINATION_TOKEN:** Get the value for the NextToken parameter from the response to a previous call of the operation.
- **INVALID_PARTY_TYPE_TARGET:** You specified the wrong type of entity (account, organization, or email) as a party.
- **INVALID_PATTERN:** You provided a value that doesn't match the required pattern.
- **INVALID_PATTERN_TARGET_ID:** You specified a policy target ID that doesn't match the required pattern.
- **INVALID_ROLE_NAME:** You provided a role name that isn't valid. A role name can't begin with the reserved prefix `AWSServiceRoleFor`.
- **INVALID_SYNTAX_ORGANIZATION_ARN:** You specified an invalid Amazon Resource Name (ARN) for the organization.

- **INVALID_SYNTAX_POLICY_ID:** You specified an invalid policy ID.
- **INVALID_SYSTEM_TAGS_PARAMETER:** You specified a tag key that is a system tag. You can't add, edit, or delete system tag keys because they're reserved for AWS use. System tags don't count against your tags per resource limit.
- **MAX_FILTER_LIMIT_EXCEEDED:** You can specify only one filter parameter for the operation.
- **MAX_LENGTH_EXCEEDED:** You provided a string parameter that is longer than allowed.
- **MAX_VALUE_EXCEEDED:** You provided a numeric parameter that has a larger value than allowed.
- **MIN_LENGTH_EXCEEDED:** You provided a string parameter that is shorter than allowed.
- **MIN_VALUE_EXCEEDED:** You provided a numeric parameter that has a smaller value than allowed.
- **MOVING_ACCOUNT_BETWEEN_DIFFERENT_ROOTS:** You can move an account only between entities in the same root.
- **TARGET_NOT_SUPPORTED:** You can't perform the specified operation on that target entity.
- **UNRECOGNIZED_SERVICE_PRINCIPAL:** You specified a service principal that isn't recognized.

HTTP Status Code: 400

PolicyNotFoundException

We can't find a policy with the `PolicyId` that you specified.

HTTP Status Code: 400

ServiceException

AWS Organizations can't complete your request because of an internal service error. Try again later.

HTTP Status Code: 500

TooManyRequestsException

You have sent too many requests in too short a period of time. The quota helps protect against denial-of-service attacks. Try again later.

For information about quotas that affect AWS Organizations, see [Quotas for AWS Organizations](#) in the *AWS Organizations User Guide*.

HTTP Status Code: 400

UnsupportedAPIEndpointException

This action isn't available in the current AWS Region.

HTTP Status Code: 400

Examples

Example

The following example shows how to request information about a policy.

Sample Request

```
POST / HTTP/1.1
X-Amz-Target: AWSOrganizationsV20161128.DescribePolicy

{ "PolicyId": "p-examplepolicyid111" }
```

Sample Response

```
HTTP/1.1 200 OK
Content-Type: application/json
{
  "Policy": {
    "Content": "{\n  \"Version\": \"2012-10-17\",\n  \"Statement\": [\n    {\n      \"Effect\": \"Allow\",\n      \"Action\": \"*\",\n      \"Resource\": \"*\"\n    }\n  ]\n}",
    "PolicySummary": {
      "Arn": "arn:aws:organizations::111111111111:policy/o-exampleorgid/service_control_policy/p-examplepolicyid111",
      "Type": "SERVICE_CONTROL_POLICY",
      "Id": "p-examplepolicyid111",
      "AwsManaged": false,
      "Name": "AllowAllS3Actions",
      "Description": "Enables admins to delegate S3 permissions"
    }
  }
}
```

See Also

For more information about using this API in one of the language-specific AWS SDKs, see the following:

- [AWS Command Line Interface](#)
- [AWS SDK for .NET](#)
- [AWS SDK for C++](#)
- [AWS SDK for Go v2](#)
- [AWS SDK for Java V2](#)
- [AWS SDK for JavaScript V3](#)
- [AWS SDK for PHP V3](#)
- [AWS SDK for Python](#)
- [AWS SDK for Ruby V3](#)

DescribeResourcePolicy

Retrieves information about a resource policy.

This operation can be called only from the organization's management account or by a member account that is a delegated administrator for an AWS service.

Response Syntax

```
{
  "ResourcePolicy": {
    "Content": "string",
    "ResourcePolicySummary": {
      "Arn": "string",
      "Id": "string"
    }
  }
}
```

Response Elements

If the action is successful, the service sends back an HTTP 200 response.

The following data is returned in JSON format by the service.

[ResourcePolicy](#)

A structure that contains details about the resource policy.

Type: [ResourcePolicy](#) object

Errors

For information about the errors that are common to all actions, see [Common Errors](#).

AccessDeniedException

You don't have permissions to perform the requested operation. The user or role that is making the request must have at least one IAM permissions policy attached that grants the required permissions. For more information, see [Access Management](#) in the *IAM User Guide*.

HTTP Status Code: 400

AWSOrganizationsNotInUseException

Your account isn't a member of an organization. To make this request, you must use the credentials of an account that belongs to an organization.

HTTP Status Code: 400

ConstraintViolationException


Performing this operation violates a minimum or maximum value limit. For example, attempting to remove the last service control policy (SCP) from an OU or root, inviting or creating too many accounts to the organization, or attaching too many policies to an account, OU, or root. This exception includes a reason that contains additional information about the violated limit:

Note

Some of the reasons in the following list might not be applicable to this specific API or operation.

- **ACCOUNT_CANNOT_LEAVE_ORGANIZATION:** You attempted to remove the management account from the organization. You can't remove the management account. Instead, after you remove all member accounts, delete the organization itself.
- **ACCOUNT_CANNOT_LEAVE_WITHOUT_PHONE_VERIFICATION:** You attempted to remove an account from the organization that doesn't yet have enough information to exist as a standalone account. This account requires you to first complete phone verification. Follow the steps at [Removing a member account from your organization](#) in the *AWS Organizations User Guide*.
- **ACCOUNT_CREATION_RATE_LIMIT_EXCEEDED:** You attempted to exceed the number of accounts that you can create in one day.
- **ACCOUNT_CREATION_NOT_COMPLETE:** Your account setup isn't complete or your account isn't fully active. You must complete the account setup before you create an organization.
- **ACCOUNT_NUMBER_LIMIT_EXCEEDED:** You attempted to exceed the limit on the number of accounts in an organization. If you need more accounts, contact [AWS Support](#) to request an increase in your limit.

Or the number of invitations that you tried to send would cause you to exceed the limit of accounts in your organization. Send fewer invitations or contact AWS Support to request an increase in the number of accounts.

 **Note**

Deleted and closed accounts still count toward your limit.

 **Important**

If you get this exception when running a command immediately after creating the organization, wait one hour and try again. After an hour, if the command continues to fail with this error, contact [AWS Support](#).

- **CANNOT_REGISTER_SUSPENDED_ACCOUNT_AS_DELEGATED_ADMINISTRATOR:** You cannot register a suspended account as a delegated administrator.
- **CANNOT_REGISTER_MASTER_AS_DELEGATED_ADMINISTRATOR:** You attempted to register the management account of the organization as a delegated administrator for an AWS service integrated with Organizations. You can designate only a member account as a delegated administrator.
- **CANNOT_CLOSE_MANAGEMENT_ACCOUNT:** You attempted to close the management account. To close the management account for the organization, you must first either remove or close all member accounts in the organization. Follow standard account closure process using root credentials.
- **CANNOT_REMOVE_DELEGATED_ADMINISTRATOR_FROM_ORG:** You attempted to remove an account that is registered as a delegated administrator for a service integrated with your organization. To complete this operation, you must first deregister this account as a delegated administrator.
- **CLOSE_ACCOUNT_QUOTA_EXCEEDED:** You have exceeded close account quota for the past 30 days.
- **CLOSE_ACCOUNT_REQUESTS_LIMIT_EXCEEDED:** You attempted to exceed the number of accounts that you can close at a time.
- **CREATE_ORGANIZATION_IN_BILLING_MODE_UNSUPPORTED_REGION:** To create an organization in the specified region, you must enable all features mode.

- **DELEGATED_ADMINISTRATOR_EXISTS_FOR_THIS_SERVICE:** You attempted to register an AWS account as a delegated administrator for an AWS service that already has a delegated administrator. To complete this operation, you must first deregister any existing delegated administrators for this service.
- **EMAIL_VERIFICATION_CODE_EXPIRED:** The email verification code is only valid for a limited period of time. You must resubmit the request and generate a new verification code.
- **HANDSHAKE_RATE_LIMIT_EXCEEDED:** You attempted to exceed the number of handshakes that you can send in one day.
- **INVALID_PAYMENT_INSTRUMENT:** You cannot remove an account because no supported payment method is associated with the account. AWS does not support cards issued by financial institutions in Russia or Belarus. For more information, see [Managing your AWS payments](#).
- **MASTER_ACCOUNT_ADDRESS_DOES_NOT_MATCH_MARKETPLACE:** To create an account in this organization, you first must migrate the organization's management account to the marketplace that corresponds to the management account's address. All accounts in an organization must be associated with the same marketplace.
- **MASTER_ACCOUNT_MISSING_BUSINESS_LICENSE:** Applies only to the AWS Regions in China. To create an organization, the master must have a valid business license. For more information, contact customer support.
- **MASTER_ACCOUNT_MISSING_CONTACT_INFO:** To complete this operation, you must first provide a valid contact address and phone number for the management account. Then try the operation again.
- **MASTER_ACCOUNT_NOT_GOV_CLOUD_ENABLED:** To complete this operation, the management account must have an associated account in the AWS GovCloud (US-West) Region. For more information, see [AWS Organizations](#) in the *AWS GovCloud User Guide*.
- **MASTER_ACCOUNT_PAYMENT_INSTRUMENT_REQUIRED:** To create an organization with this management account, you first must associate a valid payment instrument, such as a credit card, with the account. For more information, see [Considerations before removing an account from an organization](#) in the *AWS Organizations User Guide*.
- **MAX_DELEGATED_ADMINISTRATORS_FOR_SERVICE_LIMIT_EXCEEDED:** You attempted to register more delegated administrators than allowed for the service principal.
- **MAX_POLICY_TYPE_ATTACHMENT_LIMIT_EXCEEDED:** You attempted to exceed the number of policies of a certain type that can be attached to an entity at one time.
- **MAX_TAG_LIMIT_EXCEEDED:** You have exceeded the number of tags allowed on this resource.

- **MEMBER_ACCOUNT_PAYMENT_INSTRUMENT_REQUIRED:** To complete this operation with this member account, you first must associate a valid payment instrument, such as a credit card, with the account. For more information, see [Considerations before removing an account from an organization](#) in the *AWS Organizations User Guide*.
- **MIN_POLICY_TYPE_ATTACHMENT_LIMIT_EXCEEDED:** You attempted to detach a policy from an entity that would cause the entity to have fewer than the minimum number of policies of a certain type required.
- **ORGANIZATION_NOT_IN_ALL_FEATURES_MODE:** You attempted to perform an operation that requires the organization to be configured to support all features. An organization that supports only consolidated billing features can't perform this operation.
- **OU_DEPTH_LIMIT_EXCEEDED:** You attempted to create an OU tree that is too many levels deep.
- **OU_NUMBER_LIMIT_EXCEEDED:** You attempted to exceed the number of OUs that you can have in an organization.
- **POLICY_CONTENT_LIMIT_EXCEEDED:** You attempted to create a policy that is larger than the maximum size.
- **POLICY_NUMBER_LIMIT_EXCEEDED:** You attempted to exceed the number of policies that you can have in an organization.
- **SERVICE_ACCESS_NOT_ENABLED:** You attempted to register a delegated administrator before you enabled service access. Call the `EnableAWSServiceAccess` API first.
- **TAG_POLICY_VIOLATION:** You attempted to create or update a resource with tags that are not compliant with the tag policy requirements for this account.
- **WAIT_PERIOD_ACTIVE:** After you create an AWS account, you must wait until at least seven days after the account was created. Invited accounts aren't subject to this waiting period.

HTTP Status Code: 400

ResourcePolicyNotFoundException

We can't find a resource policy request with the parameter that you specified.

HTTP Status Code: 400

ServiceException

AWS Organizations can't complete your request because of an internal service error. Try again later.

HTTP Status Code: 500

TooManyRequestsException

You have sent too many requests in too short a period of time. The quota helps protect against denial-of-service attacks. Try again later.

For information about quotas that affect AWS Organizations, see [Quotas for AWS Organizations](#) in the *AWS Organizations User Guide*.

HTTP Status Code: 400

UnsupportedAPIEndpointException

This action isn't available in the current AWS Region.

HTTP Status Code: 400

See Also

For more information about using this API in one of the language-specific AWS SDKs, see the following:

- [AWS Command Line Interface](#)
- [AWS SDK for .NET](#)
- [AWS SDK for C++](#)
- [AWS SDK for Go v2](#)
- [AWS SDK for Java V2](#)
- [AWS SDK for JavaScript V3](#)
- [AWS SDK for PHP V3](#)
- [AWS SDK for Python](#)
- [AWS SDK for Ruby V3](#)

DetachPolicy

Detaches a policy from a target root, organizational unit (OU), or account.

Important

If the policy being detached is a service control policy (SCP), the changes to permissions for AWS Identity and Access Management (IAM) users and roles in affected accounts are immediate.

Every root, OU, and account must have at least one SCP attached. If you want to replace the default `FullAWSAccess` policy with an SCP that limits the permissions that can be delegated, you must attach the replacement SCP before you can remove the default SCP. This is the authorization strategy of an ["allow list"](#). If you instead attach a second SCP and leave the `FullAWSAccess` SCP still attached, and specify `"Effect": "Deny"` in the second SCP to override the `"Effect": "Allow"` in the `FullAWSAccess` policy (or any other attached SCP), you're using the authorization strategy of a ["deny list"](#).

This operation can be called only from the organization's management account or by a member account that is a delegated administrator for an AWS service.

Request Syntax

```
{
  "PolicyId": "string",
  "TargetId": "string"
}
```

Request Parameters

For information about the parameters that are common to all actions, see [Common Parameters](#).

The request accepts the following data in JSON format.

[PolicyId](#)

The unique identifier (ID) of the policy you want to detach. You can get the ID from the [ListPolicies](#) or [ListPoliciesForTarget](#) operations.

The [regex pattern](#) for a policy ID string requires "p-" followed by from 8 to 128 lowercase or uppercase letters, digits, or the underscore character (_).

Type: String

Length Constraints: Maximum length of 130.

Pattern: `^p-[0-9a-zA-Z_]{8,128}$`

Required: Yes

[TargetId](#)

The unique identifier (ID) of the root, OU, or account that you want to detach the policy from. You can get the ID from the [ListRoots](#), [ListOrganizationalUnitsForParent](#), or [ListAccounts](#) operations.

The [regex pattern](#) for a target ID string requires one of the following:

- **Root** - A string that begins with "r-" followed by from 4 to 32 lowercase letters or digits.
- **Account** - A string that consists of exactly 12 digits.
- **Organizational unit (OU)** - A string that begins with "ou-" followed by from 4 to 32 lowercase letters or digits (the ID of the root that the OU is in). This string is followed by a second "-" dash and from 8 to 32 additional lowercase letters or digits.

Type: String

Length Constraints: Maximum length of 100.

Pattern: `^(r-[0-9a-z]{4,32})|(\d{12})|(ou-[0-9a-z]{4,32}-[a-z0-9]{8,32})$`

Required: Yes

Response Elements

If the action is successful, the service sends back an HTTP 200 response with an empty HTTP body.

Errors

For information about the errors that are common to all actions, see [Common Errors](#).

AccessDeniedException

You don't have permissions to perform the requested operation. The user or role that is making the request must have at least one IAM permissions policy attached that grants the required permissions. For more information, see [Access Management](#) in the *IAM User Guide*.

HTTP Status Code: 400

AWSOrganizationsNotInUseException

Your account isn't a member of an organization. To make this request, you must use the credentials of an account that belongs to an organization.

HTTP Status Code: 400

ConcurrentModificationException

The target of the operation is currently being modified by a different request. Try again later.

HTTP Status Code: 400

ConstraintViolationException

Performing this operation violates a minimum or maximum value limit. For example, attempting to remove the last service control policy (SCP) from an OU or root, inviting or creating too many accounts to the organization, or attaching too many policies to an account, OU, or root. This exception includes a reason that contains additional information about the violated limit:

Note

Some of the reasons in the following list might not be applicable to this specific API or operation.

- **ACCOUNT_CANNOT_LEAVE_ORGANIZATION:** You attempted to remove the management account from the organization. You can't remove the management account. Instead, after you remove all member accounts, delete the organization itself.
- **ACCOUNT_CANNOT_LEAVE_WITHOUT_PHONE_VERIFICATION:** You attempted to remove an account from the organization that doesn't yet have enough information to exist as a standalone account. This account requires you to first complete phone verification. Follow the

steps at [Removing a member account from your organization](#) in the *AWS Organizations User Guide*.

- **ACCOUNT_CREATION_RATE_LIMIT_EXCEEDED:** You attempted to exceed the number of accounts that you can create in one day.
- **ACCOUNT_CREATION_NOT_COMPLETE:** Your account setup isn't complete or your account isn't fully active. You must complete the account setup before you create an organization.
- **ACCOUNT_NUMBER_LIMIT_EXCEEDED:** You attempted to exceed the limit on the number of accounts in an organization. If you need more accounts, contact [AWS Support](#) to request an increase in your limit.

Or the number of invitations that you tried to send would cause you to exceed the limit of accounts in your organization. Send fewer invitations or contact AWS Support to request an increase in the number of accounts.

 **Note**

Deleted and closed accounts still count toward your limit.

 **Important**

If you get this exception when running a command immediately after creating the organization, wait one hour and try again. After an hour, if the command continues to fail with this error, contact [AWS Support](#).

- **CANNOT_REGISTER_SUSPENDED_ACCOUNT_AS_DELEGATED_ADMINISTRATOR:** You cannot register a suspended account as a delegated administrator.
- **CANNOT_REGISTER_MASTER_AS_DELEGATED_ADMINISTRATOR:** You attempted to register the management account of the organization as a delegated administrator for an AWS service integrated with Organizations. You can designate only a member account as a delegated administrator.
- **CANNOT_CLOSE_MANAGEMENT_ACCOUNT:** You attempted to close the management account. To close the management account for the organization, you must first either remove or close all member accounts in the organization. Follow standard account closure process using root credentials.

- **CANNOT_REMOVE_DELEGATED_ADMINISTRATOR_FROM_ORG:** You attempted to remove an account that is registered as a delegated administrator for a service integrated with your organization. To complete this operation, you must first deregister this account as a delegated administrator.
- **CLOSE_ACCOUNT_QUOTA_EXCEEDED:** You have exceeded close account quota for the past 30 days.
- **CLOSE_ACCOUNT_REQUESTS_LIMIT_EXCEEDED:** You attempted to exceed the number of accounts that you can close at a time.
- **CREATE_ORGANIZATION_IN_BILLING_MODE_UNSUPPORTED_REGION:** To create an organization in the specified region, you must enable all features mode.
- **DELEGATED_ADMINISTRATOR_EXISTS_FOR_THIS_SERVICE:** You attempted to register an AWS account as a delegated administrator for an AWS service that already has a delegated administrator. To complete this operation, you must first deregister any existing delegated administrators for this service.
- **EMAIL_VERIFICATION_CODE_EXPIRED:** The email verification code is only valid for a limited period of time. You must resubmit the request and generate a new verification code.
- **HANDSHAKE_RATE_LIMIT_EXCEEDED:** You attempted to exceed the number of handshakes that you can send in one day.
- **INVALID_PAYMENT_INSTRUMENT:** You cannot remove an account because no supported payment method is associated with the account. AWS does not support cards issued by financial institutions in Russia or Belarus. For more information, see [Managing your AWS payments](#).
- **MASTER_ACCOUNT_ADDRESS_DOES_NOT_MATCH_MARKETPLACE:** To create an account in this organization, you first must migrate the organization's management account to the marketplace that corresponds to the management account's address. All accounts in an organization must be associated with the same marketplace.
- **MASTER_ACCOUNT_MISSING_BUSINESS_LICENSE:** Applies only to the AWS Regions in China. To create an organization, the master must have a valid business license. For more information, contact customer support.
- **MASTER_ACCOUNT_MISSING_CONTACT_INFO:** To complete this operation, you must first provide a valid contact address and phone number for the management account. Then try the operation again.

- **MASTER_ACCOUNT_NOT_GOV_CLOUD_ENABLED**: To complete this operation, the management account must have an associated account in the AWS GovCloud (US-West) Region. For more information, see [AWS Organizations](#) in the *AWS GovCloud User Guide*.
- **MASTER_ACCOUNT_PAYMENT_INSTRUMENT_REQUIRED**: To create an organization with this management account, you first must associate a valid payment instrument, such as a credit card, with the account. For more information, see [Considerations before removing an account from an organization](#) in the *AWS Organizations User Guide*.
- **MAX_DELEGATED_ADMINISTRATORS_FOR_SERVICE_LIMIT_EXCEEDED**: You attempted to register more delegated administrators than allowed for the service principal.
- **MAX_POLICY_TYPE_ATTACHMENT_LIMIT_EXCEEDED**: You attempted to exceed the number of policies of a certain type that can be attached to an entity at one time.
- **MAX_TAG_LIMIT_EXCEEDED**: You have exceeded the number of tags allowed on this resource.
- **MEMBER_ACCOUNT_PAYMENT_INSTRUMENT_REQUIRED**: To complete this operation with this member account, you first must associate a valid payment instrument, such as a credit card, with the account. For more information, see [Considerations before removing an account from an organization](#) in the *AWS Organizations User Guide*.
- **MIN_POLICY_TYPE_ATTACHMENT_LIMIT_EXCEEDED**: You attempted to detach a policy from an entity that would cause the entity to have fewer than the minimum number of policies of a certain type required.
- **ORGANIZATION_NOT_IN_ALL_FEATURES_MODE**: You attempted to perform an operation that requires the organization to be configured to support all features. An organization that supports only consolidated billing features can't perform this operation.
- **OU_DEPTH_LIMIT_EXCEEDED**: You attempted to create an OU tree that is too many levels deep.
- **OU_NUMBER_LIMIT_EXCEEDED**: You attempted to exceed the number of OUs that you can have in an organization.
- **POLICY_CONTENT_LIMIT_EXCEEDED**: You attempted to create a policy that is larger than the maximum size.
- **POLICY_NUMBER_LIMIT_EXCEEDED**: You attempted to exceed the number of policies that you can have in an organization.
- **SERVICE_ACCESS_NOT_ENABLED**: You attempted to register a delegated administrator before you enabled service access. Call the `EnableAWSServiceAccess` API first.
- **TAG_POLICY_VIOLATION**: You attempted to create or update a resource with tags that are not compliant with the tag policy requirements for this account.

- **WAIT_PERIOD_ACTIVE:** After you create an AWS account, you must wait until at least seven days after the account was created. Invited accounts aren't subject to this waiting period.

HTTP Status Code: 400

InvalidInputException

The requested operation failed because you provided invalid values for one or more of the request parameters. This exception includes a reason that contains additional information about the violated limit:

Note

Some of the reasons in the following list might not be applicable to this specific API or operation.

- **DUPLICATE_TAG_KEY:** Tag keys must be unique among the tags attached to the same entity.
- **IMMUTABLE_POLICY:** You specified a policy that is managed by AWS and can't be modified.
- **INPUT_REQUIRED:** You must include a value for all required parameters.
- **INVALID_EMAIL_ADDRESS_TARGET:** You specified an invalid email address for the invited account owner.
- **INVALID_ENUM:** You specified an invalid value.
- **INVALID_ENUM_POLICY_TYPE:** You specified an invalid policy type string.
- **INVALID_FULL_NAME_TARGET:** You specified a full name that contains invalid characters.
- **INVALID_LIST_MEMBER:** You provided a list to a parameter that contains at least one invalid value.
- **INVALID_PAGINATION_TOKEN:** Get the value for the NextToken parameter from the response to a previous call of the operation.
- **INVALID_PARTY_TYPE_TARGET:** You specified the wrong type of entity (account, organization, or email) as a party.
- **INVALID_PATTERN:** You provided a value that doesn't match the required pattern.
- **INVALID_PATTERN_TARGET_ID:** You specified a policy target ID that doesn't match the required pattern.
- **INVALID_ROLE_NAME:** You provided a role name that isn't valid. A role name can't begin with the reserved prefix `AWSServiceRoleFor`.

- **INVALID_SYNTAX_ORGANIZATION_ARN:** You specified an invalid Amazon Resource Name (ARN) for the organization.
- **INVALID_SYNTAX_POLICY_ID:** You specified an invalid policy ID.
- **INVALID_SYSTEM_TAGS_PARAMETER:** You specified a tag key that is a system tag. You can't add, edit, or delete system tag keys because they're reserved for AWS use. System tags don't count against your tags per resource limit.
- **MAX_FILTER_LIMIT_EXCEEDED:** You can specify only one filter parameter for the operation.
- **MAX_LENGTH_EXCEEDED:** You provided a string parameter that is longer than allowed.
- **MAX_VALUE_EXCEEDED:** You provided a numeric parameter that has a larger value than allowed.
- **MIN_LENGTH_EXCEEDED:** You provided a string parameter that is shorter than allowed.
- **MIN_VALUE_EXCEEDED:** You provided a numeric parameter that has a smaller value than allowed.
- **MOVING_ACCOUNT_BETWEEN_DIFFERENT_ROOTS:** You can move an account only between entities in the same root.
- **TARGET_NOT_SUPPORTED:** You can't perform the specified operation on that target entity.
- **UNRECOGNIZED_SERVICE_PRINCIPAL:** You specified a service principal that isn't recognized.

HTTP Status Code: 400

PolicyChangesInProgressException

Changes to the effective policy are in progress, and its contents can't be returned. Try the operation again later.

HTTP Status Code: 400

PolicyNotAttachedException

The policy isn't attached to the specified target in the specified root.

HTTP Status Code: 400

PolicyNotFoundException

We can't find a policy with the `PolicyId` that you specified.

HTTP Status Code: 400

ServiceException

AWS Organizations can't complete your request because of an internal service error. Try again later.

HTTP Status Code: 500

TargetNotFoundException

We can't find a root, OU, account, or policy with the `TargetId` that you specified.

HTTP Status Code: 400

TooManyRequestsException

You have sent too many requests in too short a period of time. The quota helps protect against denial-of-service attacks. Try again later.

For information about quotas that affect AWS Organizations, see [Quotas for AWS Organizations](#) in the *AWS Organizations User Guide*.

HTTP Status Code: 400

UnsupportedAPIEndpointException

This action isn't available in the current AWS Region.

HTTP Status Code: 400

Examples

Example

The following example shows how to detach a policy from an OU.

Sample Request

```
POST / HTTP/1.1
X-Amz-Target: AWSOrganizationsV20161128.DetachPolicy

{ "TargetId": "ou-examplerootid111-exampleouid111", "PolicyId": "p-
examplepolicyid111" }
```

Sample Response

```
HTTP/1.1 200 OK  
Content-Type: application/json
```

See Also

For more information about using this API in one of the language-specific AWS SDKs, see the following:

- [AWS Command Line Interface](#)
- [AWS SDK for .NET](#)
- [AWS SDK for C++](#)
- [AWS SDK for Go v2](#)
- [AWS SDK for Java V2](#)
- [AWS SDK for JavaScript V3](#)
- [AWS SDK for PHP V3](#)
- [AWS SDK for Python](#)
- [AWS SDK for Ruby V3](#)

DisableAWSServiceAccess

Disables the integration of an AWS service (the service that is specified by `ServicePrincipal`) with AWS Organizations. When you disable integration, the specified service no longer can create a [service-linked role](#) in *new* accounts in your organization. This means the service can't perform operations on your behalf on any new accounts in your organization. The service can still perform operations in older accounts until the service completes its clean-up from AWS Organizations.

Important

We ***strongly recommend*** that you don't use this command to disable integration between AWS Organizations and the specified AWS service. Instead, use the console or commands that are provided by the specified service. This lets the trusted service perform any required initialization when enabling trusted access, such as creating any required resources and any required clean up of resources when disabling trusted access.

For information about how to disable trusted service access to your organization using the trusted service, see the **Learn more** link under the **Supports Trusted Access** column at [AWS services that you can use with AWS Organizations](#). on this page.

If you disable access by using this command, it causes the following actions to occur:

- The service can no longer create a service-linked role in the accounts in your organization. This means that the service can't perform operations on your behalf on any new accounts in your organization. The service can still perform operations in older accounts until the service completes its clean-up from AWS Organizations.
- The service can no longer perform tasks in the member accounts in the organization, unless those operations are explicitly permitted by the IAM policies that are attached to your roles. This includes any data aggregation from the member accounts to the management account, or to a delegated administrator account, where relevant.
- Some services detect this and clean up any remaining data or resources related to the integration, while other services stop accessing the organization but leave any historical data and configuration in place to support a possible re-enabling of the integration.

Using the other service's console or commands to disable the integration ensures that the other service is aware that it can clean up any resources that are required only for the integration. How the service cleans up its resources in the organization's accounts depends on that service. For more information, see the documentation for the other AWS service.

After you perform the `DisableAWSServiceAccess` operation, the specified service can no longer perform operations in your organization's accounts

For more information about integrating other services with AWS Organizations, including the list of services that work with Organizations, see [Using AWS Organizations with other AWS services](#) in the *AWS Organizations User Guide*.

This operation can be called only from the organization's management account.

Request Syntax

```
{
  "ServicePrincipal": "string"
}
```

Request Parameters

For information about the parameters that are common to all actions, see [Common Parameters](#).

The request accepts the following data in JSON format.

[ServicePrincipal](#)

The service principal name of the AWS service for which you want to disable integration with your organization. This is typically in the form of a URL, such as `service-abbreviation.amazonaws.com`.

Type: String

Length Constraints: Minimum length of 1. Maximum length of 128.

Pattern: `[\w+=, .@-]*`

Required: Yes

Response Elements

If the action is successful, the service sends back an HTTP 200 response with an empty HTTP body.

Errors

For information about the errors that are common to all actions, see [Common Errors](#).

AccessDeniedException

You don't have permissions to perform the requested operation. The user or role that is making the request must have at least one IAM permissions policy attached that grants the required permissions. For more information, see [Access Management](#) in the *IAM User Guide*.

HTTP Status Code: 400

AWSOrganizationsNotInUseException

Your account isn't a member of an organization. To make this request, you must use the credentials of an account that belongs to an organization.

HTTP Status Code: 400

ConcurrentModificationException

The target of the operation is currently being modified by a different request. Try again later.

HTTP Status Code: 400

ConstraintViolationException

Performing this operation violates a minimum or maximum value limit. For example, attempting to remove the last service control policy (SCP) from an OU or root, inviting or creating too many accounts to the organization, or attaching too many policies to an account, OU, or root. This exception includes a reason that contains additional information about the violated limit:

Note

Some of the reasons in the following list might not be applicable to this specific API or operation.

- **ACCOUNT_CANNOT_LEAVE_ORGANIZATION:** You attempted to remove the management account from the organization. You can't remove the management account. Instead, after you remove all member accounts, delete the organization itself.
- **ACCOUNT_CANNOT_LEAVE_WITHOUT_PHONE_VERIFICATION:** You attempted to remove an account from the organization that doesn't yet have enough information to exist as a standalone account. This account requires you to first complete phone verification. Follow the

steps at [Removing a member account from your organization](#) in the *AWS Organizations User Guide*.

- **ACCOUNT_CREATION_RATE_LIMIT_EXCEEDED:** You attempted to exceed the number of accounts that you can create in one day.
- **ACCOUNT_CREATION_NOT_COMPLETE:** Your account setup isn't complete or your account isn't fully active. You must complete the account setup before you create an organization.
- **ACCOUNT_NUMBER_LIMIT_EXCEEDED:** You attempted to exceed the limit on the number of accounts in an organization. If you need more accounts, contact [AWS Support](#) to request an increase in your limit.

Or the number of invitations that you tried to send would cause you to exceed the limit of accounts in your organization. Send fewer invitations or contact AWS Support to request an increase in the number of accounts.

 **Note**

Deleted and closed accounts still count toward your limit.

 **Important**

If you get this exception when running a command immediately after creating the organization, wait one hour and try again. After an hour, if the command continues to fail with this error, contact [AWS Support](#).

- **CANNOT_REGISTER_SUSPENDED_ACCOUNT_AS_DELEGATED_ADMINISTRATOR:** You cannot register a suspended account as a delegated administrator.
- **CANNOT_REGISTER_MASTER_AS_DELEGATED_ADMINISTRATOR:** You attempted to register the management account of the organization as a delegated administrator for an AWS service integrated with Organizations. You can designate only a member account as a delegated administrator.
- **CANNOT_CLOSE_MANAGEMENT_ACCOUNT:** You attempted to close the management account. To close the management account for the organization, you must first either remove or close all member accounts in the organization. Follow standard account closure process using root credentials.

- **CANNOT_REMOVE_DELEGATED_ADMINISTRATOR_FROM_ORG:** You attempted to remove an account that is registered as a delegated administrator for a service integrated with your organization. To complete this operation, you must first deregister this account as a delegated administrator.
- **CLOSE_ACCOUNT_QUOTA_EXCEEDED:** You have exceeded close account quota for the past 30 days.
- **CLOSE_ACCOUNT_REQUESTS_LIMIT_EXCEEDED:** You attempted to exceed the number of accounts that you can close at a time.
- **CREATE_ORGANIZATION_IN_BILLING_MODE_UNSUPPORTED_REGION:** To create an organization in the specified region, you must enable all features mode.
- **DELEGATED_ADMINISTRATOR_EXISTS_FOR_THIS_SERVICE:** You attempted to register an AWS account as a delegated administrator for an AWS service that already has a delegated administrator. To complete this operation, you must first deregister any existing delegated administrators for this service.
- **EMAIL_VERIFICATION_CODE_EXPIRED:** The email verification code is only valid for a limited period of time. You must resubmit the request and generate a new verification code.
- **HANDSHAKE_RATE_LIMIT_EXCEEDED:** You attempted to exceed the number of handshakes that you can send in one day.
- **INVALID_PAYMENT_INSTRUMENT:** You cannot remove an account because no supported payment method is associated with the account. AWS does not support cards issued by financial institutions in Russia or Belarus. For more information, see [Managing your AWS payments](#).
- **MASTER_ACCOUNT_ADDRESS_DOES_NOT_MATCH_MARKETPLACE:** To create an account in this organization, you first must migrate the organization's management account to the marketplace that corresponds to the management account's address. All accounts in an organization must be associated with the same marketplace.
- **MASTER_ACCOUNT_MISSING_BUSINESS_LICENSE:** Applies only to the AWS Regions in China. To create an organization, the master must have a valid business license. For more information, contact customer support.
- **MASTER_ACCOUNT_MISSING_CONTACT_INFO:** To complete this operation, you must first provide a valid contact address and phone number for the management account. Then try the operation again.

- **MASTER_ACCOUNT_NOT_GOV_CLOUD_ENABLED**: To complete this operation, the management account must have an associated account in the AWS GovCloud (US-West) Region. For more information, see [AWS Organizations](#) in the *AWS GovCloud User Guide*.
- **MASTER_ACCOUNT_PAYMENT_INSTRUMENT_REQUIRED**: To create an organization with this management account, you first must associate a valid payment instrument, such as a credit card, with the account. For more information, see [Considerations before removing an account from an organization](#) in the *AWS Organizations User Guide*.
- **MAX_DELEGATED_ADMINISTRATORS_FOR_SERVICE_LIMIT_EXCEEDED**: You attempted to register more delegated administrators than allowed for the service principal.
- **MAX_POLICY_TYPE_ATTACHMENT_LIMIT_EXCEEDED**: You attempted to exceed the number of policies of a certain type that can be attached to an entity at one time.
- **MAX_TAG_LIMIT_EXCEEDED**: You have exceeded the number of tags allowed on this resource.
- **MEMBER_ACCOUNT_PAYMENT_INSTRUMENT_REQUIRED**: To complete this operation with this member account, you first must associate a valid payment instrument, such as a credit card, with the account. For more information, see [Considerations before removing an account from an organization](#) in the *AWS Organizations User Guide*.
- **MIN_POLICY_TYPE_ATTACHMENT_LIMIT_EXCEEDED**: You attempted to detach a policy from an entity that would cause the entity to have fewer than the minimum number of policies of a certain type required.
- **ORGANIZATION_NOT_IN_ALL_FEATURES_MODE**: You attempted to perform an operation that requires the organization to be configured to support all features. An organization that supports only consolidated billing features can't perform this operation.
- **OU_DEPTH_LIMIT_EXCEEDED**: You attempted to create an OU tree that is too many levels deep.
- **OU_NUMBER_LIMIT_EXCEEDED**: You attempted to exceed the number of OUs that you can have in an organization.
- **POLICY_CONTENT_LIMIT_EXCEEDED**: You attempted to create a policy that is larger than the maximum size.
- **POLICY_NUMBER_LIMIT_EXCEEDED**: You attempted to exceed the number of policies that you can have in an organization.
- **SERVICE_ACCESS_NOT_ENABLED**: You attempted to register a delegated administrator before you enabled service access. Call the `EnableAWSServiceAccess` API first.
- **TAG_POLICY_VIOLATION**: You attempted to create or update a resource with tags that are not compliant with the tag policy requirements for this account.

- **WAIT_PERIOD_ACTIVE:** After you create an AWS account, you must wait until at least seven days after the account was created. Invited accounts aren't subject to this waiting period.

HTTP Status Code: 400

InvalidInputException

The requested operation failed because you provided invalid values for one or more of the request parameters. This exception includes a reason that contains additional information about the violated limit:

Note

Some of the reasons in the following list might not be applicable to this specific API or operation.

- **DUPLICATE_TAG_KEY:** Tag keys must be unique among the tags attached to the same entity.
- **IMMUTABLE_POLICY:** You specified a policy that is managed by AWS and can't be modified.
- **INPUT_REQUIRED:** You must include a value for all required parameters.
- **INVALID_EMAIL_ADDRESS_TARGET:** You specified an invalid email address for the invited account owner.
- **INVALID_ENUM:** You specified an invalid value.
- **INVALID_ENUM_POLICY_TYPE:** You specified an invalid policy type string.
- **INVALID_FULL_NAME_TARGET:** You specified a full name that contains invalid characters.
- **INVALID_LIST_MEMBER:** You provided a list to a parameter that contains at least one invalid value.
- **INVALID_PAGINATION_TOKEN:** Get the value for the NextToken parameter from the response to a previous call of the operation.
- **INVALID_PARTY_TYPE_TARGET:** You specified the wrong type of entity (account, organization, or email) as a party.
- **INVALID_PATTERN:** You provided a value that doesn't match the required pattern.
- **INVALID_PATTERN_TARGET_ID:** You specified a policy target ID that doesn't match the required pattern.
- **INVALID_ROLE_NAME:** You provided a role name that isn't valid. A role name can't begin with the reserved prefix `AWSServiceRoleFor`.

- **INVALID_SYNTAX_ORGANIZATION_ARN:** You specified an invalid Amazon Resource Name (ARN) for the organization.
- **INVALID_SYNTAX_POLICY_ID:** You specified an invalid policy ID.
- **INVALID_SYSTEM_TAGS_PARAMETER:** You specified a tag key that is a system tag. You can't add, edit, or delete system tag keys because they're reserved for AWS use. System tags don't count against your tags per resource limit.
- **MAX_FILTER_LIMIT_EXCEEDED:** You can specify only one filter parameter for the operation.
- **MAX_LENGTH_EXCEEDED:** You provided a string parameter that is longer than allowed.
- **MAX_VALUE_EXCEEDED:** You provided a numeric parameter that has a larger value than allowed.
- **MIN_LENGTH_EXCEEDED:** You provided a string parameter that is shorter than allowed.
- **MIN_VALUE_EXCEEDED:** You provided a numeric parameter that has a smaller value than allowed.
- **MOVING_ACCOUNT_BETWEEN_DIFFERENT_ROOTS:** You can move an account only between entities in the same root.
- **TARGET_NOT_SUPPORTED:** You can't perform the specified operation on that target entity.
- **UNRECOGNIZED_SERVICE_PRINCIPAL:** You specified a service principal that isn't recognized.

HTTP Status Code: 400

ServiceException

AWS Organizations can't complete your request because of an internal service error. Try again later.

HTTP Status Code: 500

TooManyRequestsException

You have sent too many requests in too short a period of time. The quota helps protect against denial-of-service attacks. Try again later.

For information about quotas that affect AWS Organizations, see [Quotas for AWS Organizations](#) in the *AWS Organizations User Guide*.

HTTP Status Code: 400

UnsupportedAPIEndpointException

This action isn't available in the current AWS Region.

HTTP Status Code: 400

Examples

Example

The following example shows how to disable integration with an AWS service.

Sample Request

```
POST / HTTP/1.1
X-Amz-Target: AWSOrganizationsV20161128.DisableAWSServiceAccess

{"ServicePrincipal": "anAwsService.amazonaws.com"}
```

Sample Response

```
HTTP/1.1 200 OK
Content-Type: application/json
```

See Also

For more information about using this API in one of the language-specific AWS SDKs, see the following:

- [AWS Command Line Interface](#)
- [AWS SDK for .NET](#)
- [AWS SDK for C++](#)
- [AWS SDK for Go v2](#)
- [AWS SDK for Java V2](#)
- [AWS SDK for JavaScript V3](#)
- [AWS SDK for PHP V3](#)
- [AWS SDK for Python](#)
- [AWS SDK for Ruby V3](#)

DisablePolicyType

Disables an organizational policy type in a root. A policy of a certain type can be attached to entities in a root only if that type is enabled in the root. After you perform this operation, you no longer can attach policies of the specified type to that root or to any organizational unit (OU) or account in that root. You can undo this by using the [EnablePolicyType](#) operation.

This is an asynchronous request that AWS performs in the background. If you disable a policy type for a root, it still appears enabled for the organization if [all features](#) are enabled for the organization. AWS recommends that you first use [ListRoots](#) to see the status of policy types for a specified root, and then use this operation.

This operation can be called only from the organization's management account or by a member account that is a delegated administrator for an AWS service.

To view the status of available policy types in the organization, use [DescribeOrganization](#).

Request Syntax

```
{
  "PolicyType": "string",
  "RootId": "string"
}
```

Request Parameters

For information about the parameters that are common to all actions, see [Common Parameters](#).

The request accepts the following data in JSON format.

[PolicyType](#)

The policy type that you want to disable in this root. You can specify one of the following values:

- [AISERVICES_OPT_OUT_POLICY](#)
- [BACKUP_POLICY](#)
- [SERVICE_CONTROL_POLICY](#)
- [TAG_POLICY](#)

Type: String

Valid Values: SERVICE_CONTROL_POLICY | TAG_POLICY | BACKUP_POLICY | AISERVICES_OPT_OUT_POLICY

Required: Yes

RootId

The unique identifier (ID) of the root in which you want to disable a policy type. You can get the ID from the [ListRoots](#) operation.

The [regex pattern](#) for a root ID string requires "r-" followed by from 4 to 32 lowercase letters or digits.

Type: String

Length Constraints: Maximum length of 34.

Pattern: `^r-[0-9a-z]{4,32}$`

Required: Yes

Response Syntax

```
{
  "Root": {
    "Arn": "string",
    "Id": "string",
    "Name": "string",
    "PolicyTypes": [
      {
        "Status": "string",
        "Type": "string"
      }
    ]
  }
}
```

Response Elements

If the action is successful, the service sends back an HTTP 200 response.

The following data is returned in JSON format by the service.

Root

A structure that shows the root with the updated list of enabled policy types.

Type: [Root](#) object

Errors

For information about the errors that are common to all actions, see [Common Errors](#).

AccessDeniedException

You don't have permissions to perform the requested operation. The user or role that is making the request must have at least one IAM permissions policy attached that grants the required permissions. For more information, see [Access Management](#) in the *IAM User Guide*.

HTTP Status Code: 400

AWSOrganizationsNotInUseException

Your account isn't a member of an organization. To make this request, you must use the credentials of an account that belongs to an organization.

HTTP Status Code: 400

ConcurrentModificationException

The target of the operation is currently being modified by a different request. Try again later.

HTTP Status Code: 400

ConstraintViolationException


Performing this operation violates a minimum or maximum value limit. For example, attempting to remove the last service control policy (SCP) from an OU or root, inviting or creating too many accounts to the organization, or attaching too many policies to an account, OU, or root. This exception includes a reason that contains additional information about the violated limit:

Note

Some of the reasons in the following list might not be applicable to this specific API or operation.

- **ACCOUNT_CANNOT_LEAVE_ORGANIZATION:** You attempted to remove the management account from the organization. You can't remove the management account. Instead, after you remove all member accounts, delete the organization itself.
- **ACCOUNT_CANNOT_LEAVE_WITHOUT_PHONE_VERIFICATION:** You attempted to remove an account from the organization that doesn't yet have enough information to exist as a standalone account. This account requires you to first complete phone verification. Follow the steps at [Removing a member account from your organization](#) in the *AWS Organizations User Guide*.
- **ACCOUNT_CREATION_RATE_LIMIT_EXCEEDED:** You attempted to exceed the number of accounts that you can create in one day.
- **ACCOUNT_CREATION_NOT_COMPLETE:** Your account setup isn't complete or your account isn't fully active. You must complete the account setup before you create an organization.
- **ACCOUNT_NUMBER_LIMIT_EXCEEDED:** You attempted to exceed the limit on the number of accounts in an organization. If you need more accounts, contact [AWS Support](#) to request an increase in your limit.

Or the number of invitations that you tried to send would cause you to exceed the limit of accounts in your organization. Send fewer invitations or contact AWS Support to request an increase in the number of accounts.

 **Note**

Deleted and closed accounts still count toward your limit.

 **Important**

If you get this exception when running a command immediately after creating the organization, wait one hour and try again. After an hour, if the command continues to fail with this error, contact [AWS Support](#).

- **CANNOT_REGISTER_SUSPENDED_ACCOUNT_AS_DELEGATED_ADMINISTRATOR:** You cannot register a suspended account as a delegated administrator.
- **CANNOT_REGISTER_MASTER_AS_DELEGATED_ADMINISTRATOR:** You attempted to register the management account of the organization as a delegated administrator for an AWS service

integrated with Organizations. You can designate only a member account as a delegated administrator.

- **CANNOT_CLOSE_MANAGEMENT_ACCOUNT:** You attempted to close the management account. To close the management account for the organization, you must first either remove or close all member accounts in the organization. Follow standard account closure process using root credentials.
- **CANNOT_REMOVE_DELEGATED_ADMINISTRATOR_FROM_ORG:** You attempted to remove an account that is registered as a delegated administrator for a service integrated with your organization. To complete this operation, you must first deregister this account as a delegated administrator.
- **CLOSE_ACCOUNT_QUOTA_EXCEEDED:** You have exceeded close account quota for the past 30 days.
- **CLOSE_ACCOUNT_REQUESTS_LIMIT_EXCEEDED:** You attempted to exceed the number of accounts that you can close at a time.
- **CREATE_ORGANIZATION_IN_BILLING_MODE_UNSUPPORTED_REGION:** To create an organization in the specified region, you must enable all features mode.
- **DELEGATED_ADMINISTRATOR_EXISTS_FOR_THIS_SERVICE:** You attempted to register an AWS account as a delegated administrator for an AWS service that already has a delegated administrator. To complete this operation, you must first deregister any existing delegated administrators for this service.
- **EMAIL_VERIFICATION_CODE_EXPIRED:** The email verification code is only valid for a limited period of time. You must resubmit the request and generate a new verification code.
- **HANDSHAKE_RATE_LIMIT_EXCEEDED:** You attempted to exceed the number of handshakes that you can send in one day.
- **INVALID_PAYMENT_INSTRUMENT:** You cannot remove an account because no supported payment method is associated with the account. AWS does not support cards issued by financial institutions in Russia or Belarus. For more information, see [Managing your AWS payments](#).
- **MASTER_ACCOUNT_ADDRESS_DOES_NOT_MATCH_MARKETPLACE:** To create an account in this organization, you first must migrate the organization's management account to the marketplace that corresponds to the management account's address. All accounts in an organization must be associated with the same marketplace.

- **MASTER_ACCOUNT_MISSING_BUSINESS_LICENSE:** Applies only to the AWS Regions in China. To create an organization, the master must have a valid business license. For more information, contact customer support.
- **MASTER_ACCOUNT_MISSING_CONTACT_INFO:** To complete this operation, you must first provide a valid contact address and phone number for the management account. Then try the operation again.
- **MASTER_ACCOUNT_NOT_GOV_CLOUD_ENABLED:** To complete this operation, the management account must have an associated account in the AWS GovCloud (US-West) Region. For more information, see [AWS Organizations](#) in the *AWS GovCloud User Guide*.
- **MASTER_ACCOUNT_PAYMENT_INSTRUMENT_REQUIRED:** To create an organization with this management account, you first must associate a valid payment instrument, such as a credit card, with the account. For more information, see [Considerations before removing an account from an organization](#) in the *AWS Organizations User Guide*.
- **MAX_DELEGATED_ADMINISTRATORS_FOR_SERVICE_LIMIT_EXCEEDED:** You attempted to register more delegated administrators than allowed for the service principal.
- **MAX_POLICY_TYPE_ATTACHMENT_LIMIT_EXCEEDED:** You attempted to exceed the number of policies of a certain type that can be attached to an entity at one time.
- **MAX_TAG_LIMIT_EXCEEDED:** You have exceeded the number of tags allowed on this resource.
- **MEMBER_ACCOUNT_PAYMENT_INSTRUMENT_REQUIRED:** To complete this operation with this member account, you first must associate a valid payment instrument, such as a credit card, with the account. For more information, see [Considerations before removing an account from an organization](#) in the *AWS Organizations User Guide*.
- **MIN_POLICY_TYPE_ATTACHMENT_LIMIT_EXCEEDED:** You attempted to detach a policy from an entity that would cause the entity to have fewer than the minimum number of policies of a certain type required.
- **ORGANIZATION_NOT_IN_ALL_FEATURES_MODE:** You attempted to perform an operation that requires the organization to be configured to support all features. An organization that supports only consolidated billing features can't perform this operation.
- **OU_DEPTH_LIMIT_EXCEEDED:** You attempted to create an OU tree that is too many levels deep.
- **OU_NUMBER_LIMIT_EXCEEDED:** You attempted to exceed the number of OUs that you can have in an organization.
- **POLICY_CONTENT_LIMIT_EXCEEDED:** You attempted to create a policy that is larger than the maximum size.

- **POLICY_NUMBER_LIMIT_EXCEEDED:** You attempted to exceed the number of policies that you can have in an organization.
- **SERVICE_ACCESS_NOT_ENABLED:** You attempted to register a delegated administrator before you enabled service access. Call the `EnableAWSServiceAccess` API first.
- **TAG_POLICY_VIOLATION:** You attempted to create or update a resource with tags that are not compliant with the tag policy requirements for this account.
- **WAIT_PERIOD_ACTIVE:** After you create an AWS account, you must wait until at least seven days after the account was created. Invited accounts aren't subject to this waiting period.

HTTP Status Code: 400

InvalidInputException

The requested operation failed because you provided invalid values for one or more of the request parameters. This exception includes a reason that contains additional information about the violated limit:

Note

Some of the reasons in the following list might not be applicable to this specific API or operation.

- **DUPLICATE_TAG_KEY:** Tag keys must be unique among the tags attached to the same entity.
- **IMMUTABLE_POLICY:** You specified a policy that is managed by AWS and can't be modified.
- **INPUT_REQUIRED:** You must include a value for all required parameters.
- **INVALID_EMAIL_ADDRESS_TARGET:** You specified an invalid email address for the invited account owner.
- **INVALID_ENUM:** You specified an invalid value.
- **INVALID_ENUM_POLICY_TYPE:** You specified an invalid policy type string.
- **INVALID_FULL_NAME_TARGET:** You specified a full name that contains invalid characters.
- **INVALID_LIST_MEMBER:** You provided a list to a parameter that contains at least one invalid value.
- **INVALID_PAGINATION_TOKEN:** Get the value for the `NextToken` parameter from the response to a previous call of the operation.

- **INVALID_PARTY_TYPE_TARGET:** You specified the wrong type of entity (account, organization, or email) as a party.
- **INVALID_PATTERN:** You provided a value that doesn't match the required pattern.
- **INVALID_PATTERN_TARGET_ID:** You specified a policy target ID that doesn't match the required pattern.
- **INVALID_ROLE_NAME:** You provided a role name that isn't valid. A role name can't begin with the reserved prefix `AWSServiceRoleFor`.
- **INVALID_SYNTAX_ORGANIZATION_ARN:** You specified an invalid Amazon Resource Name (ARN) for the organization.
- **INVALID_SYNTAX_POLICY_ID:** You specified an invalid policy ID.
- **INVALID_SYSTEM_TAGS_PARAMETER:** You specified a tag key that is a system tag. You can't add, edit, or delete system tag keys because they're reserved for AWS use. System tags don't count against your tags per resource limit.
- **MAX_FILTER_LIMIT_EXCEEDED:** You can specify only one filter parameter for the operation.
- **MAX_LENGTH_EXCEEDED:** You provided a string parameter that is longer than allowed.
- **MAX_VALUE_EXCEEDED:** You provided a numeric parameter that has a larger value than allowed.
- **MIN_LENGTH_EXCEEDED:** You provided a string parameter that is shorter than allowed.
- **MIN_VALUE_EXCEEDED:** You provided a numeric parameter that has a smaller value than allowed.
- **MOVING_ACCOUNT_BETWEEN_DIFFERENT_ROOTS:** You can move an account only between entities in the same root.
- **TARGET_NOT_SUPPORTED:** You can't perform the specified operation on that target entity.
- **UNRECOGNIZED_SERVICE_PRINCIPAL:** You specified a service principal that isn't recognized.

HTTP Status Code: 400

PolicyChangesInProgressException

Changes to the effective policy are in progress, and its contents can't be returned. Try the operation again later.

HTTP Status Code: 400

PolicyTypeNotEnabledException

The specified policy type isn't currently enabled in this root. You can't attach policies of the specified type to entities in a root until you enable that type in the root. For more information, see [Enabling all features in your organization](#) in the *AWS Organizations User Guide*.

HTTP Status Code: 400

RootNotFoundException

We can't find a root with the RootId that you specified.

HTTP Status Code: 400

ServiceException

AWS Organizations can't complete your request because of an internal service error. Try again later.

HTTP Status Code: 500

TooManyRequestsException

You have sent too many requests in too short a period of time. The quota helps protect against denial-of-service attacks. Try again later.

For information about quotas that affect AWS Organizations, see [Quotas for AWS Organizations](#) in the *AWS Organizations User Guide*.

HTTP Status Code: 400

UnsupportedAPIEndpointException

This action isn't available in the current AWS Region.

HTTP Status Code: 400

Examples

The following example shows how to disable the service control policy (SCP) policy type in a root. The response shows that the PolicyTypes response element no longer includes SERVICE_CONTROL_POLICY.

Example

This example illustrates one usage of `DisablePolicyType`.

Sample Request

```
POST / HTTP/1.1
X-Amz-Target: AWSOrganizationsV20161128.DisablePolicyType

{ "RootId": "r-examplerootid111", "PolicyType": "SERVICE_CONTROL_POLICY" }
```

Sample Response

```
HTTP/1.1 200 OK
Content-Type: application/json
{
  "Root": {
    "PolicyTypes": [
      {
        "Status": "ENABLED",
        "Type": "AISERVICES_OPT_OUT_POLICY"
      },
      {
        "Status": "ENABLED",
        "Type": "BACKUP_POLICY"
      },
      {
        "Status": "ENABLED",
        "Type": "TAG_POLICY"
      }
    ],
    "Name": "Root",
    "Id": "r-examplerootid111",
    "Arn": "arn:aws:organizations::111111111111:root/o-exampleorgid/r-examplerootid111"
  }
}
```

See Also

For more information about using this API in one of the language-specific AWS SDKs, see the following:

- [AWS Command Line Interface](#)
- [AWS SDK for .NET](#)
- [AWS SDK for C++](#)
- [AWS SDK for Go v2](#)
- [AWS SDK for Java V2](#)
- [AWS SDK for JavaScript V3](#)
- [AWS SDK for PHP V3](#)
- [AWS SDK for Python](#)
- [AWS SDK for Ruby V3](#)

EnableAllFeatures

Enables all features in an organization. This enables the use of organization policies that can restrict the services and actions that can be called in each account. Until you enable all features, you have access only to consolidated billing, and you can't use any of the advanced account administration features that AWS Organizations supports. For more information, see [Enabling all features in your organization](#) in the *AWS Organizations User Guide*.

Important

This operation is required only for organizations that were created explicitly with only the consolidated billing features enabled. Calling this operation sends a handshake to every invited account in the organization. The feature set change can be finalized and the additional features enabled only after all administrators in the invited accounts approve the change by accepting the handshake.

After you enable all features, you can separately enable or disable individual policy types in a root using [EnablePolicyType](#) and [DisablePolicyType](#). To see the status of policy types in a root, use [ListRoots](#).

After all invited member accounts accept the handshake, you finalize the feature set change by accepting the handshake that contains "Action": "ENABLE_ALL_FEATURES". This completes the change.

After you enable all features in your organization, the management account in the organization can apply policies on all member accounts. These policies can restrict what users and even administrators in those accounts can do. The management account can apply policies that prevent accounts from leaving the organization. Ensure that your account administrators are aware of this.

This operation can be called only from the organization's management account.

Response Syntax

```
{
  "Handshake": {
    "Action": "string",
    "Arn": "string",
    "ExpirationTimestamp": number,
    "Id": "string",
```

```
  "Parties": [
    {
      "Id": "string",
      "Type": "string"
    }
  ],
  "RequestedTimestamp": number,
  "Resources": [
    {
      "Resources": [
        "HandshakeResource"
      ],
      "Type": "string",
      "Value": "string"
    }
  ],
  "State": "string"
}
```

Response Elements

If the action is successful, the service sends back an HTTP 200 response.

The following data is returned in JSON format by the service.

Handshake

A structure that contains details about the handshake created to support this request to enable all features in the organization.

Type: [Handshake](#) object

Errors

For information about the errors that are common to all actions, see [Common Errors](#).

AccessDeniedException

You don't have permissions to perform the requested operation. The user or role that is making the request must have at least one IAM permissions policy attached that grants the required permissions. For more information, see [Access Management](#) in the *IAM User Guide*.

HTTP Status Code: 400

AWSOrganizationsNotInUseException

Your account isn't a member of an organization. To make this request, you must use the credentials of an account that belongs to an organization.

HTTP Status Code: 400

ConcurrentModificationException

The target of the operation is currently being modified by a different request. Try again later.

HTTP Status Code: 400

HandshakeConstraintViolationException

The requested operation would violate the constraint identified in the reason code.

Note

Some of the reasons in the following list might not be applicable to this specific API or operation:

- **ACCOUNT_NUMBER_LIMIT_EXCEEDED:** You attempted to exceed the limit on the number of accounts in an organization. Note that deleted and closed accounts still count toward your limit.

Important

If you get this exception immediately after creating the organization, wait one hour and try again. If after an hour it continues to fail with this error, contact [AWS Support](#).

- **ALREADY_IN_AN_ORGANIZATION:** The handshake request is invalid because the invited account is already a member of an organization.
- **HANDSHAKE_RATE_LIMIT_EXCEEDED:** You attempted to exceed the number of handshakes that you can send in one day.
- **INVITE_DISABLED_DURING_ENABLE_ALL_FEATURES:** You can't issue new invitations to join an organization while it's in the process of enabling all features. You can resume inviting accounts after you finalize the process when all accounts have agreed to the change.

- **ORGANIZATION_ALREADY_HAS_ALL_FEATURES:** The handshake request is invalid because the organization has already enabled all features.
- **ORGANIZATION_IS_ALREADY_PENDING_ALL_FEATURES_MIGRATION:** The handshake request is invalid because the organization has already started the process to enable all features.
- **ORGANIZATION_FROM_DIFFERENT_SELLER_OF_RECORD:** The request failed because the account is from a different marketplace than the accounts in the organization. For example, accounts with India addresses must be associated with the AISPL marketplace. All accounts in an organization must be from the same marketplace.
- **ORGANIZATION_MEMBERSHIP_CHANGE_RATE_LIMIT_EXCEEDED:** You attempted to change the membership of an account too quickly after its previous change.
- **PAYMENT_INSTRUMENT_REQUIRED:** You can't complete the operation with an account that doesn't have a payment instrument, such as a credit card, associated with it.

HTTP Status Code: 400

InvalidInputException

The requested operation failed because you provided invalid values for one or more of the request parameters. This exception includes a reason that contains additional information about the violated limit:

Note

Some of the reasons in the following list might not be applicable to this specific API or operation.

- **DUPLICATE_TAG_KEY:** Tag keys must be unique among the tags attached to the same entity.
- **IMMUTABLE_POLICY:** You specified a policy that is managed by AWS and can't be modified.
- **INPUT_REQUIRED:** You must include a value for all required parameters.
- **INVALID_EMAIL_ADDRESS_TARGET:** You specified an invalid email address for the invited account owner.
- **INVALID_ENUM:** You specified an invalid value.
- **INVALID_ENUM_POLICY_TYPE:** You specified an invalid policy type string.
- **INVALID_FULL_NAME_TARGET:** You specified a full name that contains invalid characters.
- **INVALID_LIST_MEMBER:** You provided a list to a parameter that contains at least one invalid value.

- **INVALID_PAGINATION_TOKEN:** Get the value for the `NextToken` parameter from the response to a previous call of the operation.
- **INVALID_PARTY_TYPE_TARGET:** You specified the wrong type of entity (account, organization, or email) as a party.
- **INVALID_PATTERN:** You provided a value that doesn't match the required pattern.
- **INVALID_PATTERN_TARGET_ID:** You specified a policy target ID that doesn't match the required pattern.
- **INVALID_ROLE_NAME:** You provided a role name that isn't valid. A role name can't begin with the reserved prefix `AWSServiceRoleFor`.
- **INVALID_SYNTAX_ORGANIZATION_ARN:** You specified an invalid Amazon Resource Name (ARN) for the organization.
- **INVALID_SYNTAX_POLICY_ID:** You specified an invalid policy ID.
- **INVALID_SYSTEM_TAGS_PARAMETER:** You specified a tag key that is a system tag. You can't add, edit, or delete system tag keys because they're reserved for AWS use. System tags don't count against your tags per resource limit.
- **MAX_FILTER_LIMIT_EXCEEDED:** You can specify only one filter parameter for the operation.
- **MAX_LENGTH_EXCEEDED:** You provided a string parameter that is longer than allowed.
- **MAX_VALUE_EXCEEDED:** You provided a numeric parameter that has a larger value than allowed.
- **MIN_LENGTH_EXCEEDED:** You provided a string parameter that is shorter than allowed.
- **MIN_VALUE_EXCEEDED:** You provided a numeric parameter that has a smaller value than allowed.
- **MOVING_ACCOUNT_BETWEEN_DIFFERENT_ROOTS:** You can move an account only between entities in the same root.
- **TARGET_NOT_SUPPORTED:** You can't perform the specified operation on that target entity.
- **UNRECOGNIZED_SERVICE_PRINCIPAL:** You specified a service principal that isn't recognized.

HTTP Status Code: 400

ServiceException

AWS Organizations can't complete your request because of an internal service error. Try again later.

HTTP Status Code: 500

TooManyRequestsException

You have sent too many requests in too short a period of time. The quota helps protect against denial-of-service attacks. Try again later.

For information about quotas that affect AWS Organizations, see [Quotas for AWS Organizations](#) in the *AWS Organizations User Guide*.

HTTP Status Code: 400

Examples

This example shows the administrator asking all the invited accounts in the organization to approve enabled all features in the organization. AWS Organizations sends an email to the address that is registered with every invited member account. The email asks the owner to approve the change to all features by accepting the handshake that is sent. After all invited member accounts accept the handshake, the organization administrator can finalize the change to all features. After that, those with appropriate permissions can create policies and apply them to roots, organizational units (OUs), and accounts.

Example

This example illustrates one usage of `EnableAllFeatures`.

Sample Request

```
POST / HTTP/1.1
X-Amz-Target: AWSOrganizationsV20161128.EnableAllFeatures

{ }
```

Example

This example illustrates one usage of `EnableAllFeatures`.

Sample Response

```
HTTP/1.1 200 OK
Content-Type: application/json
```

```
{
  "Handshake": {
    "Action": "ENABLE_ALL_FEATURES",
    "Arn": "arn:aws:organizations::111111111111:handshake/o-exampleorgid/enable_all_features/h-examplehandshakeid111",
    "ExpirationTimestamp": 1.483127868609E9,
    "Id": "h-examplehandshakeid111",
    "Parties": [
      {
        "id": "o-exampleorgid",
        "type": "ORGANIZATION"
      }
    ],
    "requestedTimestamp": 1.481831868609E9,
    "resources": [
      {
        "type": "ORGANIZATION",
        "value": "o-exampleorgid"
      }
    ],
    "state": "REQUESTED"
  }
}
```

See Also

For more information about using this API in one of the language-specific AWS SDKs, see the following:

- [AWS Command Line Interface](#)
- [AWS SDK for .NET](#)
- [AWS SDK for C++](#)
- [AWS SDK for Go v2](#)
- [AWS SDK for Java V2](#)
- [AWS SDK for JavaScript V3](#)
- [AWS SDK for PHP V3](#)
- [AWS SDK for Python](#)
- [AWS SDK for Ruby V3](#)

EnableAWSServiceAccess

Enables the integration of an AWS service (the service that is specified by `ServicePrincipal`) with AWS Organizations. When you enable integration, you allow the specified service to create a [service-linked role](#) in all the accounts in your organization. This allows the service to perform operations on your behalf in your organization and its accounts.

Important

We recommend that you enable integration between AWS Organizations and the specified AWS service by using the console or commands that are provided by the specified service. Doing so ensures that the service is aware that it can create the resources that are required for the integration. How the service creates those resources in the organization's accounts depends on that service. For more information, see the documentation for the other AWS service.

For more information about enabling services to integrate with AWS Organizations, see [Using AWS Organizations with other AWS services](#) in the *AWS Organizations User Guide*.

You can only call this operation from the organization's management account and only if the organization has [enabled all features](#).

Request Syntax

```
{
  "ServicePrincipal": "string"
}
```

Request Parameters

For information about the parameters that are common to all actions, see [Common Parameters](#).

The request accepts the following data in JSON format.

[ServicePrincipal](#)

The service principal name of the AWS service for which you want to enable integration with your organization. This is typically in the form of a URL, such as `service-abbreviation.amazonaws.com`.

Type: String

Length Constraints: Minimum length of 1. Maximum length of 128.

Pattern: `[\w+=, .@-]*`

Required: Yes

Response Elements

If the action is successful, the service sends back an HTTP 200 response with an empty HTTP body.

Errors

For information about the errors that are common to all actions, see [Common Errors](#).

AccessDeniedException

You don't have permissions to perform the requested operation. The user or role that is making the request must have at least one IAM permissions policy attached that grants the required permissions. For more information, see [Access Management](#) in the *IAM User Guide*.

HTTP Status Code: 400

AWSOrganizationsNotInUseException

Your account isn't a member of an organization. To make this request, you must use the credentials of an account that belongs to an organization.

HTTP Status Code: 400

ConcurrentModificationException

The target of the operation is currently being modified by a different request. Try again later.

HTTP Status Code: 400

ConstraintViolationException

Performing this operation violates a minimum or maximum value limit. For example, attempting to remove the last service control policy (SCP) from an OU or root, inviting or creating too many accounts to the organization, or attaching too many policies to an account, OU, or root. This exception includes a reason that contains additional information about the violated limit:

Note

Some of the reasons in the following list might not be applicable to this specific API or operation.

- **ACCOUNT_CANNOT_LEAVE_ORGANIZATION:** You attempted to remove the management account from the organization. You can't remove the management account. Instead, after you remove all member accounts, delete the organization itself.
- **ACCOUNT_CANNOT_LEAVE_WITHOUT_PHONE_VERIFICATION:** You attempted to remove an account from the organization that doesn't yet have enough information to exist as a standalone account. This account requires you to first complete phone verification. Follow the steps at [Removing a member account from your organization](#) in the *AWS Organizations User Guide*.
- **ACCOUNT_CREATION_RATE_LIMIT_EXCEEDED:** You attempted to exceed the number of accounts that you can create in one day.
- **ACCOUNT_CREATION_NOT_COMPLETE:** Your account setup isn't complete or your account isn't fully active. You must complete the account setup before you create an organization.
- **ACCOUNT_NUMBER_LIMIT_EXCEEDED:** You attempted to exceed the limit on the number of accounts in an organization. If you need more accounts, contact [AWS Support](#) to request an increase in your limit.

Or the number of invitations that you tried to send would cause you to exceed the limit of accounts in your organization. Send fewer invitations or contact AWS Support to request an increase in the number of accounts.

Note

Deleted and closed accounts still count toward your limit.

Important

If you get this exception when running a command immediately after creating the organization, wait one hour and try again. After an hour, if the command continues to fail with this error, contact [AWS Support](#).

- **CANNOT_REGISTER_SUSPENDED_ACCOUNT_AS_DELEGATED_ADMINISTRATOR:** You cannot register a suspended account as a delegated administrator.
- **CANNOT_REGISTER_MASTER_AS_DELEGATED_ADMINISTRATOR:** You attempted to register the management account of the organization as a delegated administrator for an AWS service integrated with Organizations. You can designate only a member account as a delegated administrator.
- **CANNOT_CLOSE_MANAGEMENT_ACCOUNT:** You attempted to close the management account. To close the management account for the organization, you must first either remove or close all member accounts in the organization. Follow standard account closure process using root credentials.
- **CANNOT_REMOVE_DELEGATED_ADMINISTRATOR_FROM_ORG:** You attempted to remove an account that is registered as a delegated administrator for a service integrated with your organization. To complete this operation, you must first deregister this account as a delegated administrator.
- **CLOSE_ACCOUNT_QUOTA_EXCEEDED:** You have exceeded close account quota for the past 30 days.
- **CLOSE_ACCOUNT_REQUESTS_LIMIT_EXCEEDED:** You attempted to exceed the number of accounts that you can close at a time.
- **CREATE_ORGANIZATION_IN_BILLING_MODE_UNSUPPORTED_REGION:** To create an organization in the specified region, you must enable all features mode.
- **DELEGATED_ADMINISTRATOR_EXISTS_FOR_THIS_SERVICE:** You attempted to register an AWS account as a delegated administrator for an AWS service that already has a delegated administrator. To complete this operation, you must first deregister any existing delegated administrators for this service.
- **EMAIL_VERIFICATION_CODE_EXPIRED:** The email verification code is only valid for a limited period of time. You must resubmit the request and generate a new verification code.
- **HANDSHAKE_RATE_LIMIT_EXCEEDED:** You attempted to exceed the number of handshakes that you can send in one day.
- **INVALID_PAYMENT_INSTRUMENT:** You cannot remove an account because no supported payment method is associated with the account. AWS does not support cards issued by financial institutions in Russia or Belarus. For more information, see [Managing your AWS payments](#).
- **MASTER_ACCOUNT_ADDRESS_DOES_NOT_MATCH_MARKETPLACE:** To create an account in this organization, you first must migrate the organization's management account to the

marketplace that corresponds to the management account's address. All accounts in an organization must be associated with the same marketplace.

- **MASTER_ACCOUNT_MISSING_BUSINESS_LICENSE:** Applies only to the AWS Regions in China. To create an organization, the master must have a valid business license. For more information, contact customer support.
- **MASTER_ACCOUNT_MISSING_CONTACT_INFO:** To complete this operation, you must first provide a valid contact address and phone number for the management account. Then try the operation again.
- **MASTER_ACCOUNT_NOT_GOV_CLOUD_ENABLED:** To complete this operation, the management account must have an associated account in the AWS GovCloud (US-West) Region. For more information, see [AWS Organizations](#) in the *AWS GovCloud User Guide*.
- **MASTER_ACCOUNT_PAYMENT_INSTRUMENT_REQUIRED:** To create an organization with this management account, you first must associate a valid payment instrument, such as a credit card, with the account. For more information, see [Considerations before removing an account from an organization](#) in the *AWS Organizations User Guide*.
- **MAX_DELEGATED_ADMINISTRATORS_FOR_SERVICE_LIMIT_EXCEEDED:** You attempted to register more delegated administrators than allowed for the service principal.
- **MAX_POLICY_TYPE_ATTACHMENT_LIMIT_EXCEEDED:** You attempted to exceed the number of policies of a certain type that can be attached to an entity at one time.
- **MAX_TAG_LIMIT_EXCEEDED:** You have exceeded the number of tags allowed on this resource.
- **MEMBER_ACCOUNT_PAYMENT_INSTRUMENT_REQUIRED:** To complete this operation with this member account, you first must associate a valid payment instrument, such as a credit card, with the account. For more information, see [Considerations before removing an account from an organization](#) in the *AWS Organizations User Guide*.
- **MIN_POLICY_TYPE_ATTACHMENT_LIMIT_EXCEEDED:** You attempted to detach a policy from an entity that would cause the entity to have fewer than the minimum number of policies of a certain type required.
- **ORGANIZATION_NOT_IN_ALL_FEATURES_MODE:** You attempted to perform an operation that requires the organization to be configured to support all features. An organization that supports only consolidated billing features can't perform this operation.
- **OU_DEPTH_LIMIT_EXCEEDED:** You attempted to create an OU tree that is too many levels deep.
- **OU_NUMBER_LIMIT_EXCEEDED:** You attempted to exceed the number of OUs that you can have in an organization.

- **POLICY_CONTENT_LIMIT_EXCEEDED:** You attempted to create a policy that is larger than the maximum size.
- **POLICY_NUMBER_LIMIT_EXCEEDED:** You attempted to exceed the number of policies that you can have in an organization.
- **SERVICE_ACCESS_NOT_ENABLED:** You attempted to register a delegated administrator before you enabled service access. Call the `EnableAWSServiceAccess` API first.
- **TAG_POLICY_VIOLATION:** You attempted to create or update a resource with tags that are not compliant with the tag policy requirements for this account.
- **WAIT_PERIOD_ACTIVE:** After you create an AWS account, you must wait until at least seven days after the account was created. Invited accounts aren't subject to this waiting period.

HTTP Status Code: 400

InvalidInputException

The requested operation failed because you provided invalid values for one or more of the request parameters. This exception includes a reason that contains additional information about the violated limit:

Note

Some of the reasons in the following list might not be applicable to this specific API or operation.

- **DUPLICATE_TAG_KEY:** Tag keys must be unique among the tags attached to the same entity.
- **IMMUTABLE_POLICY:** You specified a policy that is managed by AWS and can't be modified.
- **INPUT_REQUIRED:** You must include a value for all required parameters.
- **INVALID_EMAIL_ADDRESS_TARGET:** You specified an invalid email address for the invited account owner.
- **INVALID_ENUM:** You specified an invalid value.
- **INVALID_ENUM_POLICY_TYPE:** You specified an invalid policy type string.
- **INVALID_FULL_NAME_TARGET:** You specified a full name that contains invalid characters.
- **INVALID_LIST_MEMBER:** You provided a list to a parameter that contains at least one invalid value.

- **INVALID_PAGINATION_TOKEN:** Get the value for the `NextToken` parameter from the response to a previous call of the operation.
- **INVALID_PARTY_TYPE_TARGET:** You specified the wrong type of entity (account, organization, or email) as a party.
- **INVALID_PATTERN:** You provided a value that doesn't match the required pattern.
- **INVALID_PATTERN_TARGET_ID:** You specified a policy target ID that doesn't match the required pattern.
- **INVALID_ROLE_NAME:** You provided a role name that isn't valid. A role name can't begin with the reserved prefix `AWSServiceRoleFor`.
- **INVALID_SYNTAX_ORGANIZATION_ARN:** You specified an invalid Amazon Resource Name (ARN) for the organization.
- **INVALID_SYNTAX_POLICY_ID:** You specified an invalid policy ID.
- **INVALID_SYSTEM_TAGS_PARAMETER:** You specified a tag key that is a system tag. You can't add, edit, or delete system tag keys because they're reserved for AWS use. System tags don't count against your tags per resource limit.
- **MAX_FILTER_LIMIT_EXCEEDED:** You can specify only one filter parameter for the operation.
- **MAX_LENGTH_EXCEEDED:** You provided a string parameter that is longer than allowed.
- **MAX_VALUE_EXCEEDED:** You provided a numeric parameter that has a larger value than allowed.
- **MIN_LENGTH_EXCEEDED:** You provided a string parameter that is shorter than allowed.
- **MIN_VALUE_EXCEEDED:** You provided a numeric parameter that has a smaller value than allowed.
- **MOVING_ACCOUNT_BETWEEN_DIFFERENT_ROOTS:** You can move an account only between entities in the same root.
- **TARGET_NOT_SUPPORTED:** You can't perform the specified operation on that target entity.
- **UNRECOGNIZED_SERVICE_PRINCIPAL:** You specified a service principal that isn't recognized.

HTTP Status Code: 400

ServiceException

AWS Organizations can't complete your request because of an internal service error. Try again later.

HTTP Status Code: 500

TooManyRequestsException

You have sent too many requests in too short a period of time. The quota helps protect against denial-of-service attacks. Try again later.

For information about quotas that affect AWS Organizations, see [Quotas for AWS Organizations](#) in the *AWS Organizations User Guide*.

HTTP Status Code: 400

UnsupportedAPIEndpointException

This action isn't available in the current AWS Region.

HTTP Status Code: 400

Examples

Example

The following example shows how to enable integration with another AWS service.

Sample Request

```
POST / HTTP/1.1
X-Amz-Target: AWSOrganizationsV20161128.EnableAWSServiceAccess

{"ServicePrincipal": "anAwsService.amazonaws.com"}
```

Sample Response

```
HTTP/1.1 200 OK
Content-Type: application/json
```

See Also

For more information about using this API in one of the language-specific AWS SDKs, see the following:

- [AWS Command Line Interface](#)
- [AWS SDK for .NET](#)

- [AWS SDK for C++](#)
- [AWS SDK for Go v2](#)
- [AWS SDK for Java V2](#)
- [AWS SDK for JavaScript V3](#)
- [AWS SDK for PHP V3](#)
- [AWS SDK for Python](#)
- [AWS SDK for Ruby V3](#)

EnablePolicyType

Enables a policy type in a root. After you enable a policy type in a root, you can attach policies of that type to the root, any organizational unit (OU), or account in that root. You can undo this by using the [DisablePolicyType](#) operation.

This is an asynchronous request that AWS performs in the background. AWS recommends that you first use [ListRoots](#) to see the status of policy types for a specified root, and then use this operation.

This operation can be called only from the organization's management account or by a member account that is a delegated administrator for an AWS service.

You can enable a policy type in a root only if that policy type is available in the organization. To view the status of available policy types in the organization, use [DescribeOrganization](#).

Request Syntax

```
{
  "PolicyType": "string",
  "RootId": "string"
}
```

Request Parameters

For information about the parameters that are common to all actions, see [Common Parameters](#).

The request accepts the following data in JSON format.

PolicyType

The policy type that you want to enable. You can specify one of the following values:

- [AISERVICES_OPT_OUT_POLICY](#)
- [BACKUP_POLICY](#)
- [SERVICE_CONTROL_POLICY](#)
- [TAG_POLICY](#)

Type: String

Valid Values: SERVICE_CONTROL_POLICY | TAG_POLICY | BACKUP_POLICY | AISERVICES_OPT_OUT_POLICY

Required: Yes

RootId

The unique identifier (ID) of the root in which you want to enable a policy type. You can get the ID from the [ListRoots](#) operation.

The [regex pattern](#) for a root ID string requires "r-" followed by from 4 to 32 lowercase letters or digits.

Type: String

Length Constraints: Maximum length of 34.

Pattern: `^r-[0-9a-z]{4,32}$`

Required: Yes

Response Syntax

```
{
  "Root": {
    "Arn": "string",
    "Id": "string",
    "Name": "string",
    "PolicyTypes": [
      {
        "Status": "string",
        "Type": "string"
      }
    ]
  }
}
```

Response Elements

If the action is successful, the service sends back an HTTP 200 response.

The following data is returned in JSON format by the service.

Root

A structure that shows the root with the updated list of enabled policy types.

Type: [Root](#) object

Errors

For information about the errors that are common to all actions, see [Common Errors](#).

AccessDeniedException

You don't have permissions to perform the requested operation. The user or role that is making the request must have at least one IAM permissions policy attached that grants the required permissions. For more information, see [Access Management](#) in the *IAM User Guide*.

HTTP Status Code: 400

AWSOrganizationsNotInUseException

Your account isn't a member of an organization. To make this request, you must use the credentials of an account that belongs to an organization.

HTTP Status Code: 400

ConcurrentModificationException

The target of the operation is currently being modified by a different request. Try again later.

HTTP Status Code: 400

ConstraintViolationException


Performing this operation violates a minimum or maximum value limit. For example, attempting to remove the last service control policy (SCP) from an OU or root, inviting or creating too many accounts to the organization, or attaching too many policies to an account, OU, or root. This exception includes a reason that contains additional information about the violated limit:

 **Note**

Some of the reasons in the following list might not be applicable to this specific API or operation.

- **ACCOUNT_CANNOT_LEAVE_ORGANIZATION:** You attempted to remove the management account from the organization. You can't remove the management account. Instead, after you remove all member accounts, delete the organization itself.
- **ACCOUNT_CANNOT_LEAVE_WITHOUT_PHONE_VERIFICATION:** You attempted to remove an account from the organization that doesn't yet have enough information to exist as a standalone account. This account requires you to first complete phone verification. Follow the steps at [Removing a member account from your organization](#) in the *AWS Organizations User Guide*.
- **ACCOUNT_CREATION_RATE_LIMIT_EXCEEDED:** You attempted to exceed the number of accounts that you can create in one day.
- **ACCOUNT_CREATION_NOT_COMPLETE:** Your account setup isn't complete or your account isn't fully active. You must complete the account setup before you create an organization.
- **ACCOUNT_NUMBER_LIMIT_EXCEEDED:** You attempted to exceed the limit on the number of accounts in an organization. If you need more accounts, contact [AWS Support](#) to request an increase in your limit.

Or the number of invitations that you tried to send would cause you to exceed the limit of accounts in your organization. Send fewer invitations or contact AWS Support to request an increase in the number of accounts.

 **Note**

Deleted and closed accounts still count toward your limit.

 **Important**

If you get this exception when running a command immediately after creating the organization, wait one hour and try again. After an hour, if the command continues to fail with this error, contact [AWS Support](#).

- **CANNOT_REGISTER_SUSPENDED_ACCOUNT_AS_DELEGATED_ADMINISTRATOR:** You cannot register a suspended account as a delegated administrator.
- **CANNOT_REGISTER_MASTER_AS_DELEGATED_ADMINISTRATOR:** You attempted to register the management account of the organization as a delegated administrator for an AWS service

integrated with Organizations. You can designate only a member account as a delegated administrator.

- **CANNOT_CLOSE_MANAGEMENT_ACCOUNT:** You attempted to close the management account. To close the management account for the organization, you must first either remove or close all member accounts in the organization. Follow standard account closure process using root credentials.
- **CANNOT_REMOVE_DELEGATED_ADMINISTRATOR_FROM_ORG:** You attempted to remove an account that is registered as a delegated administrator for a service integrated with your organization. To complete this operation, you must first deregister this account as a delegated administrator.
- **CLOSE_ACCOUNT_QUOTA_EXCEEDED:** You have exceeded close account quota for the past 30 days.
- **CLOSE_ACCOUNT_REQUESTS_LIMIT_EXCEEDED:** You attempted to exceed the number of accounts that you can close at a time.
- **CREATE_ORGANIZATION_IN_BILLING_MODE_UNSUPPORTED_REGION:** To create an organization in the specified region, you must enable all features mode.
- **DELEGATED_ADMINISTRATOR_EXISTS_FOR_THIS_SERVICE:** You attempted to register an AWS account as a delegated administrator for an AWS service that already has a delegated administrator. To complete this operation, you must first deregister any existing delegated administrators for this service.
- **EMAIL_VERIFICATION_CODE_EXPIRED:** The email verification code is only valid for a limited period of time. You must resubmit the request and generate a new verification code.
- **HANDSHAKE_RATE_LIMIT_EXCEEDED:** You attempted to exceed the number of handshakes that you can send in one day.
- **INVALID_PAYMENT_INSTRUMENT:** You cannot remove an account because no supported payment method is associated with the account. AWS does not support cards issued by financial institutions in Russia or Belarus. For more information, see [Managing your AWS payments](#).
- **MASTER_ACCOUNT_ADDRESS_DOES_NOT_MATCH_MARKETPLACE:** To create an account in this organization, you first must migrate the organization's management account to the marketplace that corresponds to the management account's address. All accounts in an organization must be associated with the same marketplace.

- **MASTER_ACCOUNT_MISSING_BUSINESS_LICENSE:** Applies only to the AWS Regions in China. To create an organization, the master must have a valid business license. For more information, contact customer support.
- **MASTER_ACCOUNT_MISSING_CONTACT_INFO:** To complete this operation, you must first provide a valid contact address and phone number for the management account. Then try the operation again.
- **MASTER_ACCOUNT_NOT_GOV_CLOUD_ENABLED:** To complete this operation, the management account must have an associated account in the AWS GovCloud (US-West) Region. For more information, see [AWS Organizations](#) in the *AWS GovCloud User Guide*.
- **MASTER_ACCOUNT_PAYMENT_INSTRUMENT_REQUIRED:** To create an organization with this management account, you first must associate a valid payment instrument, such as a credit card, with the account. For more information, see [Considerations before removing an account from an organization](#) in the *AWS Organizations User Guide*.
- **MAX_DELEGATED_ADMINISTRATORS_FOR_SERVICE_LIMIT_EXCEEDED:** You attempted to register more delegated administrators than allowed for the service principal.
- **MAX_POLICY_TYPE_ATTACHMENT_LIMIT_EXCEEDED:** You attempted to exceed the number of policies of a certain type that can be attached to an entity at one time.
- **MAX_TAG_LIMIT_EXCEEDED:** You have exceeded the number of tags allowed on this resource.
- **MEMBER_ACCOUNT_PAYMENT_INSTRUMENT_REQUIRED:** To complete this operation with this member account, you first must associate a valid payment instrument, such as a credit card, with the account. For more information, see [Considerations before removing an account from an organization](#) in the *AWS Organizations User Guide*.
- **MIN_POLICY_TYPE_ATTACHMENT_LIMIT_EXCEEDED:** You attempted to detach a policy from an entity that would cause the entity to have fewer than the minimum number of policies of a certain type required.
- **ORGANIZATION_NOT_IN_ALL_FEATURES_MODE:** You attempted to perform an operation that requires the organization to be configured to support all features. An organization that supports only consolidated billing features can't perform this operation.
- **OU_DEPTH_LIMIT_EXCEEDED:** You attempted to create an OU tree that is too many levels deep.
- **OU_NUMBER_LIMIT_EXCEEDED:** You attempted to exceed the number of OUs that you can have in an organization.
- **POLICY_CONTENT_LIMIT_EXCEEDED:** You attempted to create a policy that is larger than the maximum size.

- **POLICY_NUMBER_LIMIT_EXCEEDED:** You attempted to exceed the number of policies that you can have in an organization.
- **SERVICE_ACCESS_NOT_ENABLED:** You attempted to register a delegated administrator before you enabled service access. Call the `EnableAWSServiceAccess` API first.
- **TAG_POLICY_VIOLATION:** You attempted to create or update a resource with tags that are not compliant with the tag policy requirements for this account.
- **WAIT_PERIOD_ACTIVE:** After you create an AWS account, you must wait until at least seven days after the account was created. Invited accounts aren't subject to this waiting period.

HTTP Status Code: 400

InvalidInputException

The requested operation failed because you provided invalid values for one or more of the request parameters. This exception includes a reason that contains additional information about the violated limit:

Note

Some of the reasons in the following list might not be applicable to this specific API or operation.

- **DUPLICATE_TAG_KEY:** Tag keys must be unique among the tags attached to the same entity.
- **IMMUTABLE_POLICY:** You specified a policy that is managed by AWS and can't be modified.
- **INPUT_REQUIRED:** You must include a value for all required parameters.
- **INVALID_EMAIL_ADDRESS_TARGET:** You specified an invalid email address for the invited account owner.
- **INVALID_ENUM:** You specified an invalid value.
- **INVALID_ENUM_POLICY_TYPE:** You specified an invalid policy type string.
- **INVALID_FULL_NAME_TARGET:** You specified a full name that contains invalid characters.
- **INVALID_LIST_MEMBER:** You provided a list to a parameter that contains at least one invalid value.
- **INVALID_PAGINATION_TOKEN:** Get the value for the `NextToken` parameter from the response to a previous call of the operation.

- **INVALID_PARTY_TYPE_TARGET:** You specified the wrong type of entity (account, organization, or email) as a party.
- **INVALID_PATTERN:** You provided a value that doesn't match the required pattern.
- **INVALID_PATTERN_TARGET_ID:** You specified a policy target ID that doesn't match the required pattern.
- **INVALID_ROLE_NAME:** You provided a role name that isn't valid. A role name can't begin with the reserved prefix `AWSServiceRoleFor`.
- **INVALID_SYNTAX_ORGANIZATION_ARN:** You specified an invalid Amazon Resource Name (ARN) for the organization.
- **INVALID_SYNTAX_POLICY_ID:** You specified an invalid policy ID.
- **INVALID_SYSTEM_TAGS_PARAMETER:** You specified a tag key that is a system tag. You can't add, edit, or delete system tag keys because they're reserved for AWS use. System tags don't count against your tags per resource limit.
- **MAX_FILTER_LIMIT_EXCEEDED:** You can specify only one filter parameter for the operation.
- **MAX_LENGTH_EXCEEDED:** You provided a string parameter that is longer than allowed.
- **MAX_VALUE_EXCEEDED:** You provided a numeric parameter that has a larger value than allowed.
- **MIN_LENGTH_EXCEEDED:** You provided a string parameter that is shorter than allowed.
- **MIN_VALUE_EXCEEDED:** You provided a numeric parameter that has a smaller value than allowed.
- **MOVING_ACCOUNT_BETWEEN_DIFFERENT_ROOTS:** You can move an account only between entities in the same root.
- **TARGET_NOT_SUPPORTED:** You can't perform the specified operation on that target entity.
- **UNRECOGNIZED_SERVICE_PRINCIPAL:** You specified a service principal that isn't recognized.

HTTP Status Code: 400

PolicyChangesInProgressException

Changes to the effective policy are in progress, and its contents can't be returned. Try the operation again later.

HTTP Status Code: 400

PolicyTypeAlreadyEnabledException

The specified policy type is already enabled in the specified root.

HTTP Status Code: 400

PolicyTypeNotAvailableForOrganizationException

You can't use the specified policy type with the feature set currently enabled for this organization. For example, you can enable SCPs only after you enable all features in the organization. For more information, see [Managing AWS Organizations policies](#) in the *AWS Organizations User Guide*.

HTTP Status Code: 400

RootNotFoundException

We can't find a root with the RootId that you specified.

HTTP Status Code: 400

ServiceException

AWS Organizations can't complete your request because of an internal service error. Try again later.

HTTP Status Code: 500

TooManyRequestsException

You have sent too many requests in too short a period of time. The quota helps protect against denial-of-service attacks. Try again later.

For information about quotas that affect AWS Organizations, see [Quotas for AWS Organizations](#) in the *AWS Organizations User Guide*.

HTTP Status Code: 400

UnsupportedAPIEndpointException

This action isn't available in the current AWS Region.

HTTP Status Code: 400

Examples

The following example shows how to enable the tag policy type in a root. The output shows a root object with a `policyTypes` response element showing that tag policiess are now enabled.

Example

This example illustrates one usage of `EnablePolicyType`.

Sample Request

```
POST / HTTP/1.1
X-Amz-Target: AWSOrganizationsV20161128.EnablePolicyType

{ "RootId": "r-examplerootid111", "PolicyType": "TAG_POLICY" }
```

Sample Response

```
HTTP/1.1 200 OK
Content-Type: application/json

{
  "Root": {
    "PolicyTypes": [
      {
        "Status": "ENABLED",
        "Type": "TAG_POLICY"
      }
    ],
    "Id": "r-examplerootid111",
    "Name": "Root",
    "Arn": "arn:aws:organizations::111111111111:root/o-exampleorgid/r-examplerootid111"
  }
}
```

See Also

For more information about using this API in one of the language-specific AWS SDKs, see the following:

- [AWS Command Line Interface](#)
- [AWS SDK for .NET](#)
- [AWS SDK for C++](#)
- [AWS SDK for Go v2](#)
- [AWS SDK for Java V2](#)

- [AWS SDK for JavaScript V3](#)
- [AWS SDK for PHP V3](#)
- [AWS SDK for Python](#)
- [AWS SDK for Ruby V3](#)

InviteAccountToOrganization

Sends an invitation to another account to join your organization as a member account. AWS Organizations sends email on your behalf to the email address that is associated with the other account's owner. The invitation is implemented as a [Handshake](#) whose details are in the response.

Important

- You can invite AWS accounts only from the same seller as the management account. For example, if your organization's management account was created by Amazon Internet Services Pvt. Ltd (AISPL), an AWS seller in India, you can invite only other AISPL accounts to your organization. You can't combine accounts from AISPL and AWS or from any other AWS seller. For more information, see [Consolidated billing in India](#).
- If you receive an exception that indicates that you exceeded your account limits for the organization or that the operation failed because your organization is still initializing, wait one hour and then try again. If the error persists after an hour, contact [AWS Support](#).

If the request includes tags, then the requester must have the `organizations:TagResource` permission.

This operation can be called only from the organization's management account.

Request Syntax

```
{
  "Notes": "string",
  "Tags": [
    {
      "Key": "string",
      "Value": "string"
    }
  ],
  "Target": {
    "Id": "string",
    "Type": "string"
  }
}
```

Request Parameters

For information about the parameters that are common to all actions, see [Common Parameters](#).

The request accepts the following data in JSON format.

Notes

Additional information that you want to include in the generated email to the recipient account owner.

Type: String

Length Constraints: Maximum length of 1024.

Pattern: `[\s\S]*`

Required: No

Tags

A list of tags that you want to attach to the account when it becomes a member of the organization. For each tag in the list, you must specify both a tag key and a value. You can set the value to an empty string, but you can't set it to `null`. For more information about tagging, see [Tagging AWS Organizations resources](#) in the AWS Organizations User Guide.

Important

Any tags in the request are checked for compliance with any applicable tag policies when the request is made. The request is rejected if the tags in the request don't match the requirements of the policy at that time. Tag policy compliance is **not** checked again when the invitation is accepted and the tags are actually attached to the account. That means that if the tag policy changes between the invitation and the acceptance, then that tags could potentially be non-compliant.

Note

If any one of the tags is not valid or if you exceed the allowed number of tags for an account, then the entire request fails and invitations are not sent.

Type: Array of [Tag](#) objects

Required: No

[Target](#)

The identifier (ID) of the AWS account that you want to invite to join your organization. This is a JSON object that contains the following elements:

```
{ "Type": "ACCOUNT", "Id": "< account id number >" }
```

If you use the AWS CLI, you can submit this as a single string, similar to the following example:

```
--target Id=123456789012,Type=ACCOUNT
```

If you specify "Type": "ACCOUNT", you must provide the AWS account ID number as the Id. If you specify "Type": "EMAIL", you must specify the email address that is associated with the account.

```
--target Id=diego@example.com,Type=EMAIL
```

Type: [HandshakeParty](#) object

Required: Yes

Response Syntax

```
{
  "Handshake": {
    "Action": "string",
    "Arn": "string",
    "ExpirationTimestamp": number,
    "Id": "string",
    "Parties": [
      {
        "Id": "string",
        "Type": "string"
      }
    ],
    "RequestedTimestamp": number,
    "Resources": [
      {
```

```
    "Resources": [
      "HandshakeResource"
    ],
    "Type": "string",
    "Value": "string"
  }
],
"State": "string"
}
```

Response Elements

If the action is successful, the service sends back an HTTP 200 response.

The following data is returned in JSON format by the service.

Handshake

A structure that contains details about the handshake that is created to support this invitation request.

Type: [Handshake](#) object

Errors

For information about the errors that are common to all actions, see [Common Errors](#).

AccessDeniedException

You don't have permissions to perform the requested operation. The user or role that is making the request must have at least one IAM permissions policy attached that grants the required permissions. For more information, see [Access Management](#) in the *IAM User Guide*.

HTTP Status Code: 400

AccountOwnerNotVerifiedException

You can't invite an existing account to your organization until you verify that you own the email address associated with the management account. For more information, see [Email address verification](#) in the *AWS Organizations User Guide*.

HTTP Status Code: 400

AWSOrganizationsNotInUseException

Your account isn't a member of an organization. To make this request, you must use the credentials of an account that belongs to an organization.

HTTP Status Code: 400

ConcurrentModificationException

The target of the operation is currently being modified by a different request. Try again later.

HTTP Status Code: 400

ConstraintViolationException

Performing this operation violates a minimum or maximum value limit. For example, attempting to remove the last service control policy (SCP) from an OU or root, inviting or creating too many accounts to the organization, or attaching too many policies to an account, OU, or root. This exception includes a reason that contains additional information about the violated limit:


Note

Some of the reasons in the following list might not be applicable to this specific API or operation.

- **ACCOUNT_CANNOT_LEAVE_ORGANIZATION:** You attempted to remove the management account from the organization. You can't remove the management account. Instead, after you remove all member accounts, delete the organization itself.
- **ACCOUNT_CANNOT_LEAVE_WITHOUT_PHONE_VERIFICATION:** You attempted to remove an account from the organization that doesn't yet have enough information to exist as a standalone account. This account requires you to first complete phone verification. Follow the steps at [Removing a member account from your organization](#) in the *AWS Organizations User Guide*.
- **ACCOUNT_CREATION_RATE_LIMIT_EXCEEDED:** You attempted to exceed the number of accounts that you can create in one day.
- **ACCOUNT_CREATION_NOT_COMPLETE:** Your account setup isn't complete or your account isn't fully active. You must complete the account setup before you create an organization.

- **ACCOUNT_NUMBER_LIMIT_EXCEEDED:** You attempted to exceed the limit on the number of accounts in an organization. If you need more accounts, contact [AWS Support](#) to request an increase in your limit.

Or the number of invitations that you tried to send would cause you to exceed the limit of accounts in your organization. Send fewer invitations or contact AWS Support to request an increase in the number of accounts.

 **Note**

Deleted and closed accounts still count toward your limit.

 **Important**

If you get this exception when running a command immediately after creating the organization, wait one hour and try again. After an hour, if the command continues to fail with this error, contact [AWS Support](#).

- **CANNOT_REGISTER_SUSPENDED_ACCOUNT_AS_DELEGATED_ADMINISTRATOR:** You cannot register a suspended account as a delegated administrator.
- **CANNOT_REGISTER_MASTER_AS_DELEGATED_ADMINISTRATOR:** You attempted to register the management account of the organization as a delegated administrator for an AWS service integrated with Organizations. You can designate only a member account as a delegated administrator.
- **CANNOT_CLOSE_MANAGEMENT_ACCOUNT:** You attempted to close the management account. To close the management account for the organization, you must first either remove or close all member accounts in the organization. Follow standard account closure process using root credentials.
- **CANNOT_REMOVE_DELEGATED_ADMINISTRATOR_FROM_ORG:** You attempted to remove an account that is registered as a delegated administrator for a service integrated with your organization. To complete this operation, you must first deregister this account as a delegated administrator.
- **CLOSE_ACCOUNT_QUOTA_EXCEEDED:** You have exceeded close account quota for the past 30 days.

- **CLOSE_ACCOUNT_REQUESTS_LIMIT_EXCEEDED:** You attempted to exceed the number of accounts that you can close at a time.
- **CREATE_ORGANIZATION_IN_BILLING_MODE_UNSUPPORTED_REGION:** To create an organization in the specified region, you must enable all features mode.
- **DELEGATED_ADMINISTRATOR_EXISTS_FOR_THIS_SERVICE:** You attempted to register an AWS account as a delegated administrator for an AWS service that already has a delegated administrator. To complete this operation, you must first deregister any existing delegated administrators for this service.
- **EMAIL_VERIFICATION_CODE_EXPIRED:** The email verification code is only valid for a limited period of time. You must resubmit the request and generate a new verification code.
- **HANDSHAKE_RATE_LIMIT_EXCEEDED:** You attempted to exceed the number of handshakes that you can send in one day.
- **INVALID_PAYMENT_INSTRUMENT:** You cannot remove an account because no supported payment method is associated with the account. AWS does not support cards issued by financial institutions in Russia or Belarus. For more information, see [Managing your AWS payments](#).
- **MASTER_ACCOUNT_ADDRESS_DOES_NOT_MATCH_MARKETPLACE:** To create an account in this organization, you first must migrate the organization's management account to the marketplace that corresponds to the management account's address. All accounts in an organization must be associated with the same marketplace.
- **MASTER_ACCOUNT_MISSING_BUSINESS_LICENSE:** Applies only to the AWS Regions in China. To create an organization, the master must have a valid business license. For more information, contact customer support.
- **MASTER_ACCOUNT_MISSING_CONTACT_INFO:** To complete this operation, you must first provide a valid contact address and phone number for the management account. Then try the operation again.
- **MASTER_ACCOUNT_NOT_GOV_CLOUD_ENABLED:** To complete this operation, the management account must have an associated account in the AWS GovCloud (US-West) Region. For more information, see [AWS Organizations](#) in the *AWS GovCloud User Guide*.
- **MASTER_ACCOUNT_PAYMENT_INSTRUMENT_REQUIRED:** To create an organization with this management account, you first must associate a valid payment instrument, such as a credit card, with the account. For more information, see [Considerations before removing an account from an organization](#) in the *AWS Organizations User Guide*.

- **MAX_DELEGATED_ADMINISTRATORS_FOR_SERVICE_LIMIT_EXCEEDED:** You attempted to register more delegated administrators than allowed for the service principal.
- **MAX_POLICY_TYPE_ATTACHMENT_LIMIT_EXCEEDED:** You attempted to exceed the number of policies of a certain type that can be attached to an entity at one time.
- **MAX_TAG_LIMIT_EXCEEDED:** You have exceeded the number of tags allowed on this resource.
- **MEMBER_ACCOUNT_PAYMENT_INSTRUMENT_REQUIRED:** To complete this operation with this member account, you first must associate a valid payment instrument, such as a credit card, with the account. For more information, see [Considerations before removing an account from an organization](#) in the *AWS Organizations User Guide*.
- **MIN_POLICY_TYPE_ATTACHMENT_LIMIT_EXCEEDED:** You attempted to detach a policy from an entity that would cause the entity to have fewer than the minimum number of policies of a certain type required.
- **ORGANIZATION_NOT_IN_ALL_FEATURES_MODE:** You attempted to perform an operation that requires the organization to be configured to support all features. An organization that supports only consolidated billing features can't perform this operation.
- **OU_DEPTH_LIMIT_EXCEEDED:** You attempted to create an OU tree that is too many levels deep.
- **OU_NUMBER_LIMIT_EXCEEDED:** You attempted to exceed the number of OUs that you can have in an organization.
- **POLICY_CONTENT_LIMIT_EXCEEDED:** You attempted to create a policy that is larger than the maximum size.
- **POLICY_NUMBER_LIMIT_EXCEEDED:** You attempted to exceed the number of policies that you can have in an organization.
- **SERVICE_ACCESS_NOT_ENABLED:** You attempted to register a delegated administrator before you enabled service access. Call the `EnableAWSServiceAccess` API first.
- **TAG_POLICY_VIOLATION:** You attempted to create or update a resource with tags that are not compliant with the tag policy requirements for this account.
- **WAIT_PERIOD_ACTIVE:** After you create an AWS account, you must wait until at least seven days after the account was created. Invited accounts aren't subject to this waiting period.

HTTP Status Code: 400

DuplicateHandshakeException

A handshake with the same action and target already exists. For example, if you invited an account to join your organization, the invited account might already have a pending invitation

from this organization. If you intend to resend an invitation to an account, ensure that existing handshakes that might be considered duplicates are canceled or declined.

HTTP Status Code: 400

FinalizingOrganizationException

AWS Organizations couldn't perform the operation because your organization hasn't finished initializing. This can take up to an hour. Try again later. If after one hour you continue to receive this error, contact [AWS Support](#).

HTTP Status Code: 400

HandshakeConstraintViolationException

The requested operation would violate the constraint identified in the reason code.

Note

Some of the reasons in the following list might not be applicable to this specific API or operation:

- **ACCOUNT_NUMBER_LIMIT_EXCEEDED:** You attempted to exceed the limit on the number of accounts in an organization. Note that deleted and closed accounts still count toward your limit.

Important

If you get this exception immediately after creating the organization, wait one hour and try again. If after an hour it continues to fail with this error, contact [AWS Support](#).

- **ALREADY_IN_AN_ORGANIZATION:** The handshake request is invalid because the invited account is already a member of an organization.
- **HANDSHAKE_RATE_LIMIT_EXCEEDED:** You attempted to exceed the number of handshakes that you can send in one day.
- **INVITE_DISABLED_DURING_ENABLE_ALL_FEATURES:** You can't issue new invitations to join an organization while it's in the process of enabling all features. You can resume inviting accounts after you finalize the process when all accounts have agreed to the change.

- **ORGANIZATION_ALREADY_HAS_ALL_FEATURES:** The handshake request is invalid because the organization has already enabled all features.
- **ORGANIZATION_IS_ALREADY_PENDING_ALL_FEATURES_MIGRATION:** The handshake request is invalid because the organization has already started the process to enable all features.
- **ORGANIZATION_FROM_DIFFERENT_SELLER_OF_RECORD:** The request failed because the account is from a different marketplace than the accounts in the organization. For example, accounts with India addresses must be associated with the AISPL marketplace. All accounts in an organization must be from the same marketplace.
- **ORGANIZATION_MEMBERSHIP_CHANGE_RATE_LIMIT_EXCEEDED:** You attempted to change the membership of an account too quickly after its previous change.
- **PAYMENT_INSTRUMENT_REQUIRED:** You can't complete the operation with an account that doesn't have a payment instrument, such as a credit card, associated with it.

HTTP Status Code: 400

InvalidInputException

The requested operation failed because you provided invalid values for one or more of the request parameters. This exception includes a reason that contains additional information about the violated limit:

Note

Some of the reasons in the following list might not be applicable to this specific API or operation.

- **DUPLICATE_TAG_KEY:** Tag keys must be unique among the tags attached to the same entity.
- **IMMUTABLE_POLICY:** You specified a policy that is managed by AWS and can't be modified.
- **INPUT_REQUIRED:** You must include a value for all required parameters.
- **INVALID_EMAIL_ADDRESS_TARGET:** You specified an invalid email address for the invited account owner.
- **INVALID_ENUM:** You specified an invalid value.
- **INVALID_ENUM_POLICY_TYPE:** You specified an invalid policy type string.
- **INVALID_FULL_NAME_TARGET:** You specified a full name that contains invalid characters.
- **INVALID_LIST_MEMBER:** You provided a list to a parameter that contains at least one invalid value.

- **INVALID_PAGINATION_TOKEN:** Get the value for the `NextToken` parameter from the response to a previous call of the operation.
- **INVALID_PARTY_TYPE_TARGET:** You specified the wrong type of entity (account, organization, or email) as a party.
- **INVALID_PATTERN:** You provided a value that doesn't match the required pattern.
- **INVALID_PATTERN_TARGET_ID:** You specified a policy target ID that doesn't match the required pattern.
- **INVALID_ROLE_NAME:** You provided a role name that isn't valid. A role name can't begin with the reserved prefix `AWSServiceRoleFor`.
- **INVALID_SYNTAX_ORGANIZATION_ARN:** You specified an invalid Amazon Resource Name (ARN) for the organization.
- **INVALID_SYNTAX_POLICY_ID:** You specified an invalid policy ID.
- **INVALID_SYSTEM_TAGS_PARAMETER:** You specified a tag key that is a system tag. You can't add, edit, or delete system tag keys because they're reserved for AWS use. System tags don't count against your tags per resource limit.
- **MAX_FILTER_LIMIT_EXCEEDED:** You can specify only one filter parameter for the operation.
- **MAX_LENGTH_EXCEEDED:** You provided a string parameter that is longer than allowed.
- **MAX_VALUE_EXCEEDED:** You provided a numeric parameter that has a larger value than allowed.
- **MIN_LENGTH_EXCEEDED:** You provided a string parameter that is shorter than allowed.
- **MIN_VALUE_EXCEEDED:** You provided a numeric parameter that has a smaller value than allowed.
- **MOVING_ACCOUNT_BETWEEN_DIFFERENT_ROOTS:** You can move an account only between entities in the same root.
- **TARGET_NOT_SUPPORTED:** You can't perform the specified operation on that target entity.
- **UNRECOGNIZED_SERVICE_PRINCIPAL:** You specified a service principal that isn't recognized.

HTTP Status Code: 400

ServiceException

AWS Organizations can't complete your request because of an internal service error. Try again later.

HTTP Status Code: 500

TooManyRequestsException

You have sent too many requests in too short a period of time. The quota helps protect against denial-of-service attacks. Try again later.

For information about quotas that affect AWS Organizations, see [Quotas for AWS Organizations](#) in the *AWS Organizations User Guide*.

HTTP Status Code: 400

Examples

Example

The following example shows the management account owned by diego@example.com inviting the account owned by juan@example.com to join an organization.

Sample Request

```
POST / HTTP/1.1
X-Amz-Target: AWSOrganizationsV20161128.InviteAccountToOrganization

{ "Notes": "This is a request for Juan's account to join Diego's organization",
  "Target": {"Type": "EMAIL", "Id": "juan@example.com"} }
```

Sample Response

```
HTTP/1.1 200 OK
Content-Type: application/json
{
  "Handshake": {
    "Action": "INVITE",
    "Arn": "arn:aws:organizations::111111111111:handshake/o-exampleorgid/invite/h-examplehandshakeid111",
    "ExpirationTimestamp": 1482952459.257,
    "Id": "h-examplehandshakeid111",
    "Parties": [
      {
        "Id": "o-exampleorgid",
        "Type": "ORGANIZATION"
      },
    ],
  },
}
```

```
{
  "Id": "juan@example.com",
  "Type": "EMAIL"
},
"RequestedTimestamp": 1481656459.257,
"Resources": [
  {
    "Resources": [
      {
        "Type": "MASTER_EMAIL",
        "Value": "diego@example.com"
      },
      {
        "Type": "MASTER_NAME",
        "Value": "Org management account"
      },
      {
        "Type": "ORGANIZATION_FEATURE_SET",
        "Value": "FULL"
      }
    ],
    "Type": "ORGANIZATION",
    "Value": "o-exampleorgid"
  },
  {
    "Type": "EMAIL",
    "Value": "juan@example.com"
  }
],
"State": "OPEN"
}
```

See Also

For more information about using this API in one of the language-specific AWS SDKs, see the following:

- [AWS Command Line Interface](#)
- [AWS SDK for .NET](#)
- [AWS SDK for C++](#)

- [AWS SDK for Go v2](#)
- [AWS SDK for Java V2](#)
- [AWS SDK for JavaScript V3](#)
- [AWS SDK for PHP V3](#)
- [AWS SDK for Python](#)
- [AWS SDK for Ruby V3](#)

LeaveOrganization

Removes a member account from its parent organization. This version of the operation is performed by the account that wants to leave. To remove a member account as a user in the management account, use [RemoveAccountFromOrganization](#) instead.

This operation can be called only from a member account in the organization.

Important

- The management account in an organization with all features enabled can set service control policies (SCPs) that can restrict what administrators of member accounts can do. This includes preventing them from successfully calling `LeaveOrganization` and leaving the organization.
- You can leave an organization as a member account only if the account is configured with the information required to operate as a standalone account. When you create an account in an organization using the AWS Organizations console, API, or CLI commands, the information required of standalone accounts is *not* automatically collected. For each account that you want to make standalone, you must perform the following steps. If any of the steps are already completed for this account, that step doesn't appear.
 - Choose a support plan
 - Provide and verify the required contact information
 - Provide a current payment method

AWS uses the payment method to charge for any billable (not free tier) AWS activity that occurs while the account isn't attached to an organization. For more information, see [Considerations before removing an account from an organization](#) in the *AWS Organizations User Guide*.

- The account that you want to leave must not be a delegated administrator account for any AWS service enabled for your organization. If the account is a delegated administrator, you must first change the delegated administrator account to another account that is remaining in the organization.
- You can leave an organization only after you enable IAM user access to billing in your account. For more information, see [About IAM access to the Billing and Cost Management console](#) in the *AWS Billing and Cost Management User Guide*.

- After the account leaves the organization, all tags that were attached to the account object in the organization are deleted. AWS accounts outside of an organization do not support tags.
- A newly created account has a waiting period before it can be removed from its organization. You must wait until at least seven days after the account was created. Invited accounts aren't subject to this waiting period.
- If you are using an organization principal to call `LeaveOrganization` across multiple accounts, you can only do this up to 5 accounts per second in a single organization.

Response Elements

If the action is successful, the service sends back an HTTP 200 response with an empty HTTP body.

Errors

For information about the errors that are common to all actions, see [Common Errors](#).

AccessDeniedException

You don't have permissions to perform the requested operation. The user or role that is making the request must have at least one IAM permissions policy attached that grants the required permissions. For more information, see [Access Management](#) in the *IAM User Guide*.

HTTP Status Code: 400

AccountNotFoundException

We can't find an AWS account with the `AccountId` that you specified, or the account whose credentials you used to make this request isn't a member of an organization.

HTTP Status Code: 400

AWSOrganizationsNotInUseException

Your account isn't a member of an organization. To make this request, you must use the credentials of an account that belongs to an organization.

HTTP Status Code: 400

ConcurrentModificationException

The target of the operation is currently being modified by a different request. Try again later.

HTTP Status Code: 400

ConstraintViolationException

Performing this operation violates a minimum or maximum value limit. For example, attempting to remove the last service control policy (SCP) from an OU or root, inviting or creating too many accounts to the organization, or attaching too many policies to an account, OU, or root. This exception includes a reason that contains additional information about the violated limit:

Note

Some of the reasons in the following list might not be applicable to this specific API or operation.

- **ACCOUNT_CANNOT_LEAVE_ORGANIZATION:** You attempted to remove the management account from the organization. You can't remove the management account. Instead, after you remove all member accounts, delete the organization itself.
- **ACCOUNT_CANNOT_LEAVE_WITHOUT_PHONE_VERIFICATION:** You attempted to remove an account from the organization that doesn't yet have enough information to exist as a standalone account. This account requires you to first complete phone verification. Follow the steps at [Removing a member account from your organization](#) in the *AWS Organizations User Guide*.
- **ACCOUNT_CREATION_RATE_LIMIT_EXCEEDED:** You attempted to exceed the number of accounts that you can create in one day.
- **ACCOUNT_CREATION_NOT_COMPLETE:** Your account setup isn't complete or your account isn't fully active. You must complete the account setup before you create an organization.
- **ACCOUNT_NUMBER_LIMIT_EXCEEDED:** You attempted to exceed the limit on the number of accounts in an organization. If you need more accounts, contact [AWS Support](#) to request an increase in your limit.

Or the number of invitations that you tried to send would cause you to exceed the limit of accounts in your organization. Send fewer invitations or contact AWS Support to request an increase in the number of accounts.

Note

Deleted and closed accounts still count toward your limit.

Important

If you get this exception when running a command immediately after creating the organization, wait one hour and try again. After an hour, if the command continues to fail with this error, contact [AWS Support](#).

- **CANNOT_REGISTER_SUSPENDED_ACCOUNT_AS_DELEGATED_ADMINISTRATOR:** You cannot register a suspended account as a delegated administrator.
- **CANNOT_REGISTER_MASTER_AS_DELEGATED_ADMINISTRATOR:** You attempted to register the management account of the organization as a delegated administrator for an AWS service integrated with Organizations. You can designate only a member account as a delegated administrator.
- **CANNOT_CLOSE_MANAGEMENT_ACCOUNT:** You attempted to close the management account. To close the management account for the organization, you must first either remove or close all member accounts in the organization. Follow standard account closure process using root credentials.
- **CANNOT_REMOVE_DELEGATED_ADMINISTRATOR_FROM_ORG:** You attempted to remove an account that is registered as a delegated administrator for a service integrated with your organization. To complete this operation, you must first deregister this account as a delegated administrator.
- **CLOSE_ACCOUNT_QUOTA_EXCEEDED:** You have exceeded close account quota for the past 30 days.
- **CLOSE_ACCOUNT_REQUESTS_LIMIT_EXCEEDED:** You attempted to exceed the number of accounts that you can close at a time.
- **CREATE_ORGANIZATION_IN_BILLING_MODE_UNSUPPORTED_REGION:** To create an organization in the specified region, you must enable all features mode.
- **DELEGATED_ADMINISTRATOR_EXISTS_FOR_THIS_SERVICE:** You attempted to register an AWS account as a delegated administrator for an AWS service that already has a delegated administrator. To complete this operation, you must first deregister any existing delegated administrators for this service.

- **EMAIL_VERIFICATION_CODE_EXPIRED:** The email verification code is only valid for a limited period of time. You must resubmit the request and generate a new verification code.
- **HANDSHAKE_RATE_LIMIT_EXCEEDED:** You attempted to exceed the number of handshakes that you can send in one day.
- **INVALID_PAYMENT_INSTRUMENT:** You cannot remove an account because no supported payment method is associated with the account. AWS does not support cards issued by financial institutions in Russia or Belarus. For more information, see [Managing your AWS payments](#).
- **MASTER_ACCOUNT_ADDRESS_DOES_NOT_MATCH_MARKETPLACE:** To create an account in this organization, you first must migrate the organization's management account to the marketplace that corresponds to the management account's address. All accounts in an organization must be associated with the same marketplace.
- **MASTER_ACCOUNT_MISSING_BUSINESS_LICENSE:** Applies only to the AWS Regions in China. To create an organization, the master must have a valid business license. For more information, contact customer support.
- **MASTER_ACCOUNT_MISSING_CONTACT_INFO:** To complete this operation, you must first provide a valid contact address and phone number for the management account. Then try the operation again.
- **MASTER_ACCOUNT_NOT_GOV_CLOUD_ENABLED:** To complete this operation, the management account must have an associated account in the AWS GovCloud (US-West) Region. For more information, see [AWS Organizations](#) in the *AWS GovCloud User Guide*.
- **MASTER_ACCOUNT_PAYMENT_INSTRUMENT_REQUIRED:** To create an organization with this management account, you first must associate a valid payment instrument, such as a credit card, with the account. For more information, see [Considerations before removing an account from an organization](#) in the *AWS Organizations User Guide*.
- **MAX_DELEGATED_ADMINISTRATORS_FOR_SERVICE_LIMIT_EXCEEDED:** You attempted to register more delegated administrators than allowed for the service principal.
- **MAX_POLICY_TYPE_ATTACHMENT_LIMIT_EXCEEDED:** You attempted to exceed the number of policies of a certain type that can be attached to an entity at one time.
- **MAX_TAG_LIMIT_EXCEEDED:** You have exceeded the number of tags allowed on this resource.
- **MEMBER_ACCOUNT_PAYMENT_INSTRUMENT_REQUIRED:** To complete this operation with this member account, you first must associate a valid payment instrument, such as a credit card, with the account. For more information, see [Considerations before removing an account from an organization](#) in the *AWS Organizations User Guide*.

- **MIN_POLICY_TYPE_ATTACHMENT_LIMIT_EXCEEDED:** You attempted to detach a policy from an entity that would cause the entity to have fewer than the minimum number of policies of a certain type required.
- **ORGANIZATION_NOT_IN_ALL_FEATURES_MODE:** You attempted to perform an operation that requires the organization to be configured to support all features. An organization that supports only consolidated billing features can't perform this operation.
- **OU_DEPTH_LIMIT_EXCEEDED:** You attempted to create an OU tree that is too many levels deep.
- **OU_NUMBER_LIMIT_EXCEEDED:** You attempted to exceed the number of OUs that you can have in an organization.
- **POLICY_CONTENT_LIMIT_EXCEEDED:** You attempted to create a policy that is larger than the maximum size.
- **POLICY_NUMBER_LIMIT_EXCEEDED:** You attempted to exceed the number of policies that you can have in an organization.
- **SERVICE_ACCESS_NOT_ENABLED:** You attempted to register a delegated administrator before you enabled service access. Call the `EnableAWSServiceAccess` API first.
- **TAG_POLICY_VIOLATION:** You attempted to create or update a resource with tags that are not compliant with the tag policy requirements for this account.
- **WAIT_PERIOD_ACTIVE:** After you create an AWS account, you must wait until at least seven days after the account was created. Invited accounts aren't subject to this waiting period.

HTTP Status Code: 400

InvalidInputException

The requested operation failed because you provided invalid values for one or more of the request parameters. This exception includes a reason that contains additional information about the violated limit:

Note

Some of the reasons in the following list might not be applicable to this specific API or operation.

- **DUPLICATE_TAG_KEY:** Tag keys must be unique among the tags attached to the same entity.
- **IMMUTABLE_POLICY:** You specified a policy that is managed by AWS and can't be modified.

- **INPUT_REQUIRED:** You must include a value for all required parameters.
- **INVALID_EMAIL_ADDRESS_TARGET:** You specified an invalid email address for the invited account owner.
- **INVALID_ENUM:** You specified an invalid value.
- **INVALID_ENUM_POLICY_TYPE:** You specified an invalid policy type string.
- **INVALID_FULL_NAME_TARGET:** You specified a full name that contains invalid characters.
- **INVALID_LIST_MEMBER:** You provided a list to a parameter that contains at least one invalid value.
- **INVALID_PAGINATION_TOKEN:** Get the value for the NextToken parameter from the response to a previous call of the operation.
- **INVALID_PARTY_TYPE_TARGET:** You specified the wrong type of entity (account, organization, or email) as a party.
- **INVALID_PATTERN:** You provided a value that doesn't match the required pattern.
- **INVALID_PATTERN_TARGET_ID:** You specified a policy target ID that doesn't match the required pattern.
- **INVALID_ROLE_NAME:** You provided a role name that isn't valid. A role name can't begin with the reserved prefix `AWSServiceRoleFor`.
- **INVALID_SYNTAX_ORGANIZATION_ARN:** You specified an invalid Amazon Resource Name (ARN) for the organization.
- **INVALID_SYNTAX_POLICY_ID:** You specified an invalid policy ID.
- **INVALID_SYSTEM_TAGS_PARAMETER:** You specified a tag key that is a system tag. You can't add, edit, or delete system tag keys because they're reserved for AWS use. System tags don't count against your tags per resource limit.
- **MAX_FILTER_LIMIT_EXCEEDED:** You can specify only one filter parameter for the operation.
- **MAX_LENGTH_EXCEEDED:** You provided a string parameter that is longer than allowed.
- **MAX_VALUE_EXCEEDED:** You provided a numeric parameter that has a larger value than allowed.
- **MIN_LENGTH_EXCEEDED:** You provided a string parameter that is shorter than allowed.
- **MIN_VALUE_EXCEEDED:** You provided a numeric parameter that has a smaller value than allowed.
- **MOVING_ACCOUNT_BETWEEN_DIFFERENT_ROOTS:** You can move an account only between entities in the same root.

- **TARGET_NOT_SUPPORTED:** You can't perform the specified operation on that target entity.
- **UNRECOGNIZED_SERVICE_PRINCIPAL:** You specified a service principal that isn't recognized.

HTTP Status Code: 400

MasterCannotLeaveOrganizationException

You can't remove a management account from an organization. If you want the management account to become a member account in another organization, you must first delete the current organization of the management account.

HTTP Status Code: 400

ServiceException

AWS Organizations can't complete your request because of an internal service error. Try again later.

HTTP Status Code: 500

TooManyRequestsException

You have sent too many requests in too short a period of time. The quota helps protect against denial-of-service attacks. Try again later.

For information about quotas that affect AWS Organizations, see [Quotas for AWS Organizations](#) in the *AWS Organizations User Guide*.

HTTP Status Code: 400

Examples

Example

The following example shows how to remove your member account from an organization.

Sample Request

```
POST / HTTP/1.1
X-Amz-Target: AWSOrganizationsV20161128.LeaveOrganization

{ }
```

Sample Response

```
HTTP/1.1 200 OK
Content-Type: application/json
```

See Also

For more information about using this API in one of the language-specific AWS SDKs, see the following:

- [AWS Command Line Interface](#)
- [AWS SDK for .NET](#)
- [AWS SDK for C++](#)
- [AWS SDK for Go v2](#)
- [AWS SDK for Java V2](#)
- [AWS SDK for JavaScript V3](#)
- [AWS SDK for PHP V3](#)
- [AWS SDK for Python](#)
- [AWS SDK for Ruby V3](#)

ListAccounts

Lists all the accounts in the organization. To request only the accounts in a specified root or organizational unit (OU), use the [ListAccountsForParent](#) operation instead.

Note

Always check the `NextToken` response parameter for a `null` value when calling a `List*` operation. These operations can occasionally return an empty set of results even when there are more results available. The `NextToken` response parameter value is `null` *only* when there are no more results to display.

This operation can be called only from the organization's management account or by a member account that is a delegated administrator for an AWS service.

Request Syntax

```
{
  "MaxResults": number,
  "NextToken": "string"
}
```

Request Parameters

For information about the parameters that are common to all actions, see [Common Parameters](#).

The request accepts the following data in JSON format.

[MaxResults](#)

The total number of results that you want included on each page of the response. If you do not include this parameter, it defaults to a value that is specific to the operation. If additional items exist beyond the maximum you specify, the `NextToken` response element is present and has a value (is not null). Include that value as the `NextToken` request parameter in the next call to the operation to get the next part of the results. Note that Organizations might return fewer results than the maximum even when there are more results available. You should check `NextToken` after every operation to ensure that you receive all of the results.

Type: Integer

Valid Range: Minimum value of 1. Maximum value of 20.

Required: No

NextToken

The parameter for receiving additional results if you receive a NextToken response in a previous request. A NextToken response indicates that more output is available. Set this parameter to the value of the previous call's NextToken response to indicate where the output should continue from.

Type: String

Length Constraints: Maximum length of 100000.

Pattern: `[\s\S]*`

Required: No

Response Syntax

```
{
  "Accounts": [
    {
      "Arn": "string",
      "Email": "string",
      "Id": "string",
      "JoinedMethod": "string",
      "JoinedTimestamp": number,
      "Name": "string",
      "Status": "string"
    }
  ],
  "NextToken": "string"
}
```

Response Elements

If the action is successful, the service sends back an HTTP 200 response.

The following data is returned in JSON format by the service.

Accounts

A list of objects in the organization.

Type: Array of [Account](#) objects

NextToken

If present, indicates that more output is available than is included in the current response. Use this value in the `NextToken` request parameter in a subsequent call to the operation to get the next part of the output. You should repeat this until the `NextToken` response element comes back as `null`.

Type: String

Length Constraints: Maximum length of 100000.

Pattern: `[\s\S]*`

Errors

For information about the errors that are common to all actions, see [Common Errors](#).

AccessDeniedException

You don't have permissions to perform the requested operation. The user or role that is making the request must have at least one IAM permissions policy attached that grants the required permissions. For more information, see [Access Management](#) in the *IAM User Guide*.

HTTP Status Code: 400

AWSOrganizationsNotInUseException

Your account isn't a member of an organization. To make this request, you must use the credentials of an account that belongs to an organization.

HTTP Status Code: 400

InvalidInputException

The requested operation failed because you provided invalid values for one or more of the request parameters. This exception includes a reason that contains additional information about the violated limit:

Note

Some of the reasons in the following list might not be applicable to this specific API or operation.

- **DUPLICATE_TAG_KEY:** Tag keys must be unique among the tags attached to the same entity.
- **IMMUTABLE_POLICY:** You specified a policy that is managed by AWS and can't be modified.
- **INPUT_REQUIRED:** You must include a value for all required parameters.
- **INVALID_EMAIL_ADDRESS_TARGET:** You specified an invalid email address for the invited account owner.
- **INVALID_ENUM:** You specified an invalid value.
- **INVALID_ENUM_POLICY_TYPE:** You specified an invalid policy type string.
- **INVALID_FULL_NAME_TARGET:** You specified a full name that contains invalid characters.
- **INVALID_LIST_MEMBER:** You provided a list to a parameter that contains at least one invalid value.
- **INVALID_PAGINATION_TOKEN:** Get the value for the NextToken parameter from the response to a previous call of the operation.
- **INVALID_PARTY_TYPE_TARGET:** You specified the wrong type of entity (account, organization, or email) as a party.
- **INVALID_PATTERN:** You provided a value that doesn't match the required pattern.
- **INVALID_PATTERN_TARGET_ID:** You specified a policy target ID that doesn't match the required pattern.
- **INVALID_ROLE_NAME:** You provided a role name that isn't valid. A role name can't begin with the reserved prefix `AWSServiceRoleFor`.
- **INVALID_SYNTAX_ORGANIZATION_ARN:** You specified an invalid Amazon Resource Name (ARN) for the organization.
- **INVALID_SYNTAX_POLICY_ID:** You specified an invalid policy ID.
- **INVALID_SYSTEM_TAGS_PARAMETER:** You specified a tag key that is a system tag. You can't add, edit, or delete system tag keys because they're reserved for AWS use. System tags don't count against your tags per resource limit.
- **MAX_FILTER_LIMIT_EXCEEDED:** You can specify only one filter parameter for the operation.
- **MAX_LENGTH_EXCEEDED:** You provided a string parameter that is longer than allowed.

- **MAX_VALUE_EXCEEDED**: You provided a numeric parameter that has a larger value than allowed.
- **MIN_LENGTH_EXCEEDED**: You provided a string parameter that is shorter than allowed.
- **MIN_VALUE_EXCEEDED**: You provided a numeric parameter that has a smaller value than allowed.
- **MOVING_ACCOUNT_BETWEEN_DIFFERENT_ROOTS**: You can move an account only between entities in the same root.
- **TARGET_NOT_SUPPORTED**: You can't perform the specified operation on that target entity.
- **UNRECOGNIZED_SERVICE_PRINCIPAL**: You specified a service principal that isn't recognized.

HTTP Status Code: 400

ServiceException

AWS Organizations can't complete your request because of an internal service error. Try again later.

HTTP Status Code: 500

TooManyRequestsException

You have sent too many requests in too short a period of time. The quota helps protect against denial-of-service attacks. Try again later.

For information about quotas that affect AWS Organizations, see [Quotas for AWS Organizations](#) in the *AWS Organizations User Guide*.

HTTP Status Code: 400

Examples

Example

The following example shows how to request a list of all the accounts in an organization.

Sample Request

```
POST / HTTP/1.1
X-Amz-Target: AWSOrganizationsV20161128.ListAccounts
```

```
{}
```

Sample Response

```
HTTP/1.1 200 OK
Content-Type: application/json
{
  "Accounts": [
    {
      "Arn": "arn:aws:organizations::111111111111:account/o-exampleorgid/111111111111",
      "JoinedMethod": "INVITED",
      "JoinedTimestamp": 1481830215.45,
      "Id": "111111111111",
      "Name": "Management account",
      "Email": "diego@example.com",
      "Status": "ACTIVE"
    },
    {
      "Arn": "arn:aws:organizations::111111111111:account/o-exampleorgid/222222222222",
      "JoinedMethod": "INVITED",
      "JoinedTimestamp": 1481835741.044,
      "Id": "222222222222",
      "Name": "Production Account",
      "Email": "alice@example.com",
      "Status": "ACTIVE"
    },
    {
      "Arn": "arn:aws:organizations::111111111111:account/o-exampleorgid/333333333333",
      "JoinedMethod": "INVITED",
      "JoinedTimestamp": 1481835795.536,
      "Id": "333333333333",
      "Name": "Development Account",
      "Email": "juan@example.com",
      "Status": "ACTIVE"
    },
    {
      "Arn": "arn:aws:organizations::111111111111:account/o-exampleorgid/444444444444",
      "JoinedMethod": "INVITED",
      "JoinedTimestamp": 1481835812.143,
      "Id": "444444444444",
      "Name": "Test Account",
      "Email": "anika@example.com",
      "Status": "ACTIVE"
    }
  ]
}
```



```
}  
]  
}
```

See Also

For more information about using this API in one of the language-specific AWS SDKs, see the following:

- [AWS Command Line Interface](#)
- [AWS SDK for .NET](#)
- [AWS SDK for C++](#)
- [AWS SDK for Go v2](#)
- [AWS SDK for Java V2](#)
- [AWS SDK for JavaScript V3](#)
- [AWS SDK for PHP V3](#)
- [AWS SDK for Python](#)
- [AWS SDK for Ruby V3](#)

ListAccountsForParent

Lists the accounts in an organization that are contained by the specified target root or organizational unit (OU). If you specify the root, you get a list of all the accounts that aren't in any OU. If you specify an OU, you get a list of all the accounts in only that OU and not in any child OUs. To get a list of all accounts in the organization, use the [ListAccounts](#) operation.

Note

Always check the `NextToken` response parameter for a `null` value when calling a `List*` operation. These operations can occasionally return an empty set of results even when there are more results available. The `NextToken` response parameter value is `null` *only* when there are no more results to display.

This operation can be called only from the organization's management account or by a member account that is a delegated administrator for an AWS service.

Request Syntax

```
{
  "MaxResults": number,
  "NextToken": "string",
  "ParentId": "string"
}
```

Request Parameters

For information about the parameters that are common to all actions, see [Common Parameters](#).

The request accepts the following data in JSON format.

[MaxResults](#)

The total number of results that you want included on each page of the response. If you do not include this parameter, it defaults to a value that is specific to the operation. If additional items exist beyond the maximum you specify, the `NextToken` response element is present and has a value (is not null). Include that value as the `NextToken` request parameter in the next

call to the operation to get the next part of the results. Note that Organizations might return fewer results than the maximum even when there are more results available. You should check `NextToken` after every operation to ensure that you receive all of the results.

Type: Integer

Valid Range: Minimum value of 1. Maximum value of 20.

Required: No

NextToken

The parameter for receiving additional results if you receive a `NextToken` response in a previous request. A `NextToken` response indicates that more output is available. Set this parameter to the value of the previous call's `NextToken` response to indicate where the output should continue from.

Type: String

Length Constraints: Maximum length of 100000.

Pattern: `[\s\S]*`

Required: No

ParentId

The unique identifier (ID) for the parent root or organization unit (OU) whose accounts you want to list.

Type: String

Length Constraints: Maximum length of 100.

Pattern: `^(r-[0-9a-z]{4,32})|(ou-[0-9a-z]{4,32}-[a-z0-9]{8,32})$`

Required: Yes

Response Syntax

```
{
```

```
"Accounts": [  
  {  
    "Arn": "string",  
    "Email": "string",  
    "Id": "string",  
    "JoinedMethod": "string",  
    "JoinedTimestamp": number,  
    "Name": "string",  
    "Status": "string"  
  }  
],  
"NextToken": "string"  
}
```

Response Elements

If the action is successful, the service sends back an HTTP 200 response.

The following data is returned in JSON format by the service.

Accounts

A list of the accounts in the specified root or OU.

Type: Array of [Account](#) objects

NextToken

If present, indicates that more output is available than is included in the current response. Use this value in the NextToken request parameter in a subsequent call to the operation to get the next part of the output. You should repeat this until the NextToken response element comes back as null.

Type: String

Length Constraints: Maximum length of 100000.

Pattern: `[\s\S]*`

Errors

For information about the errors that are common to all actions, see [Common Errors](#).

AccessDeniedException

You don't have permissions to perform the requested operation. The user or role that is making the request must have at least one IAM permissions policy attached that grants the required permissions. For more information, see [Access Management](#) in the *IAM User Guide*.

HTTP Status Code: 400

AWSOrganizationsNotInUseException

Your account isn't a member of an organization. To make this request, you must use the credentials of an account that belongs to an organization.

HTTP Status Code: 400

InvalidInputException

The requested operation failed because you provided invalid values for one or more of the request parameters. This exception includes a reason that contains additional information about the violated limit:

Note

Some of the reasons in the following list might not be applicable to this specific API or operation.

- **DUPLICATE_TAG_KEY:** Tag keys must be unique among the tags attached to the same entity.
- **IMMUTABLE_POLICY:** You specified a policy that is managed by AWS and can't be modified.
- **INPUT_REQUIRED:** You must include a value for all required parameters.
- **INVALID_EMAIL_ADDRESS_TARGET:** You specified an invalid email address for the invited account owner.
- **INVALID_ENUM:** You specified an invalid value.
- **INVALID_ENUM_POLICY_TYPE:** You specified an invalid policy type string.
- **INVALID_FULL_NAME_TARGET:** You specified a full name that contains invalid characters.
- **INVALID_LIST_MEMBER:** You provided a list to a parameter that contains at least one invalid value.
- **INVALID_PAGINATION_TOKEN:** Get the value for the `NextToken` parameter from the response to a previous call of the operation.

- **INVALID_PARTY_TYPE_TARGET:** You specified the wrong type of entity (account, organization, or email) as a party.
- **INVALID_PATTERN:** You provided a value that doesn't match the required pattern.
- **INVALID_PATTERN_TARGET_ID:** You specified a policy target ID that doesn't match the required pattern.
- **INVALID_ROLE_NAME:** You provided a role name that isn't valid. A role name can't begin with the reserved prefix `AWSServiceRoleFor`.
- **INVALID_SYNTAX_ORGANIZATION_ARN:** You specified an invalid Amazon Resource Name (ARN) for the organization.
- **INVALID_SYNTAX_POLICY_ID:** You specified an invalid policy ID.
- **INVALID_SYSTEM_TAGS_PARAMETER:** You specified a tag key that is a system tag. You can't add, edit, or delete system tag keys because they're reserved for AWS use. System tags don't count against your tags per resource limit.
- **MAX_FILTER_LIMIT_EXCEEDED:** You can specify only one filter parameter for the operation.
- **MAX_LENGTH_EXCEEDED:** You provided a string parameter that is longer than allowed.
- **MAX_VALUE_EXCEEDED:** You provided a numeric parameter that has a larger value than allowed.
- **MIN_LENGTH_EXCEEDED:** You provided a string parameter that is shorter than allowed.
- **MIN_VALUE_EXCEEDED:** You provided a numeric parameter that has a smaller value than allowed.
- **MOVING_ACCOUNT_BETWEEN_DIFFERENT_ROOTS:** You can move an account only between entities in the same root.
- **TARGET_NOT_SUPPORTED:** You can't perform the specified operation on that target entity.
- **UNRECOGNIZED_SERVICE_PRINCIPAL:** You specified a service principal that isn't recognized.

HTTP Status Code: 400

ParentNotFoundException

We can't find a root or OU with the `ParentId` that you specified.

HTTP Status Code: 400

ServiceException

AWS Organizations can't complete your request because of an internal service error. Try again later.

HTTP Status Code: 500

TooManyRequestsException

You have sent too many requests in too short a period of time. The quota helps protect against denial-of-service attacks. Try again later.

For information about quotas that affect AWS Organizations, see [Quotas for AWS Organizations](#) in the *AWS Organizations User Guide*.

HTTP Status Code: 400

Examples

Example

The following example shows how to request a list of the accounts in an OU.

Sample Request

```
POST / HTTP/1.1
X-Amz-Target: AWSOrganizationsV20161128.ListAccountsForParent

{ "ParentId": "ou-examplerootid111-exampleouid111" }
```

Sample Response

```
HTTP/1.1 200 OK
Content-Type: application/json
{
  "Accounts": [
    {
      "Arn": "arn:aws:organizations::111111111111:account/o-exampleorgid/333333333333",
      "JoinedMethod": "INVITED",
      "JoinedTimestamp": 1481835795.536,
      "Id": "333333333333",
      "Name": "Development Account",
      "Email": "juan@example.com",
      "Status": "ACTIVE"
    },
    {
```

```
    "Arn": "arn:aws:organizations::111111111111:account/o-  
exampleorgid/444444444444",  
    "JoinedMethod": "INVITED",  
    "JoinedTimestamp": 1481835812.143,  
    "Id": "444444444444",  
    "Name": "Test Account",  
    "Email": "anika@example.com",  
    "Status": "ACTIVE"  
  }  
]  
}
```

See Also

For more information about using this API in one of the language-specific AWS SDKs, see the following:

- [AWS Command Line Interface](#)
- [AWS SDK for .NET](#)
- [AWS SDK for C++](#)
- [AWS SDK for Go v2](#)
- [AWS SDK for Java V2](#)
- [AWS SDK for JavaScript V3](#)
- [AWS SDK for PHP V3](#)
- [AWS SDK for Python](#)
- [AWS SDK for Ruby V3](#)

ListAWSServiceAccessForOrganization

Returns a list of the AWS services that you enabled to integrate with your organization. After a service on this list creates the resources that it requires for the integration, it can perform operations on your organization and its accounts.

For more information about integrating other services with AWS Organizations, including the list of services that currently work with Organizations, see [Using AWS Organizations with other AWS services](#) in the *AWS Organizations User Guide*.

This operation can be called only from the organization's management account or by a member account that is a delegated administrator for an AWS service.

Request Syntax

```
{
  "MaxResults": number,
  "NextToken": "string"
}
```

Request Parameters

For information about the parameters that are common to all actions, see [Common Parameters](#).

The request accepts the following data in JSON format.

[MaxResults](#)

The total number of results that you want included on each page of the response. If you do not include this parameter, it defaults to a value that is specific to the operation. If additional items exist beyond the maximum you specify, the `NextToken` response element is present and has a value (is not null). Include that value as the `NextToken` request parameter in the next call to the operation to get the next part of the results. Note that Organizations might return fewer results than the maximum even when there are more results available. You should check `NextToken` after every operation to ensure that you receive all of the results.

Type: Integer

Valid Range: Minimum value of 1. Maximum value of 20.

Required: No

NextToken

The parameter for receiving additional results if you receive a NextToken response in a previous request. A NextToken response indicates that more output is available. Set this parameter to the value of the previous call's NextToken response to indicate where the output should continue from.

Type: String

Length Constraints: Maximum length of 100000.

Pattern: `[\s\S]*`

Required: No

Response Syntax

```
{
  "EnabledServicePrincipals": [
    {
      "DateEnabled": number,
      "ServicePrincipal": "string"
    }
  ],
  "NextToken": "string"
}
```

Response Elements

If the action is successful, the service sends back an HTTP 200 response.

The following data is returned in JSON format by the service.

EnabledServicePrincipals

A list of the service principals for the services that are enabled to integrate with your organization. Each principal is a structure that includes the name and the date that it was enabled for integration with AWS Organizations.

Type: Array of [EnabledServicePrincipal](#) objects

[NextToken](#)

If present, indicates that more output is available than is included in the current response. Use this value in the `NextToken` request parameter in a subsequent call to the operation to get the next part of the output. You should repeat this until the `NextToken` response element comes back as `null`.

Type: String

Length Constraints: Maximum length of 100000.

Pattern: `[\s\S]*`

Errors

For information about the errors that are common to all actions, see [Common Errors](#).

AccessDeniedException

You don't have permissions to perform the requested operation. The user or role that is making the request must have at least one IAM permissions policy attached that grants the required permissions. For more information, see [Access Management](#) in the *IAM User Guide*.

HTTP Status Code: 400

AWSOrganizationsNotInUseException

Your account isn't a member of an organization. To make this request, you must use the credentials of an account that belongs to an organization.

HTTP Status Code: 400

ConstraintViolationException

Performing this operation violates a minimum or maximum value limit. For example, attempting to remove the last service control policy (SCP) from an OU or root, inviting or creating too many accounts to the organization, or attaching too many policies to an account, OU, or root. This exception includes a reason that contains additional information about the violated limit:

Note

Some of the reasons in the following list might not be applicable to this specific API or operation.

- **ACCOUNT_CANNOT_LEAVE_ORGANIZATION:** You attempted to remove the management account from the organization. You can't remove the management account. Instead, after you remove all member accounts, delete the organization itself.
- **ACCOUNT_CANNOT_LEAVE_WITHOUT_PHONE_VERIFICATION:** You attempted to remove an account from the organization that doesn't yet have enough information to exist as a standalone account. This account requires you to first complete phone verification. Follow the steps at [Removing a member account from your organization](#) in the *AWS Organizations User Guide*.
- **ACCOUNT_CREATION_RATE_LIMIT_EXCEEDED:** You attempted to exceed the number of accounts that you can create in one day.
- **ACCOUNT_CREATION_NOT_COMPLETE:** Your account setup isn't complete or your account isn't fully active. You must complete the account setup before you create an organization.
- **ACCOUNT_NUMBER_LIMIT_EXCEEDED:** You attempted to exceed the limit on the number of accounts in an organization. If you need more accounts, contact [AWS Support](#) to request an increase in your limit.

Or the number of invitations that you tried to send would cause you to exceed the limit of accounts in your organization. Send fewer invitations or contact AWS Support to request an increase in the number of accounts.

Note

Deleted and closed accounts still count toward your limit.

Important

If you get this exception when running a command immediately after creating the organization, wait one hour and try again. After an hour, if the command continues to fail with this error, contact [AWS Support](#).

- **CANNOT_REGISTER_SUSPENDED_ACCOUNT_AS_DELEGATED_ADMINISTRATOR:** You cannot register a suspended account as a delegated administrator.
- **CANNOT_REGISTER_MASTER_AS_DELEGATED_ADMINISTRATOR:** You attempted to register the management account of the organization as a delegated administrator for an AWS service integrated with Organizations. You can designate only a member account as a delegated administrator.
- **CANNOT_CLOSE_MANAGEMENT_ACCOUNT:** You attempted to close the management account. To close the management account for the organization, you must first either remove or close all member accounts in the organization. Follow standard account closure process using root credentials.
- **CANNOT_REMOVE_DELEGATED_ADMINISTRATOR_FROM_ORG:** You attempted to remove an account that is registered as a delegated administrator for a service integrated with your organization. To complete this operation, you must first deregister this account as a delegated administrator.
- **CLOSE_ACCOUNT_QUOTA_EXCEEDED:** You have exceeded close account quota for the past 30 days.
- **CLOSE_ACCOUNT_REQUESTS_LIMIT_EXCEEDED:** You attempted to exceed the number of accounts that you can close at a time.
- **CREATE_ORGANIZATION_IN_BILLING_MODE_UNSUPPORTED_REGION:** To create an organization in the specified region, you must enable all features mode.
- **DELEGATED_ADMINISTRATOR_EXISTS_FOR_THIS_SERVICE:** You attempted to register an AWS account as a delegated administrator for an AWS service that already has a delegated administrator. To complete this operation, you must first deregister any existing delegated administrators for this service.
- **EMAIL_VERIFICATION_CODE_EXPIRED:** The email verification code is only valid for a limited period of time. You must resubmit the request and generate a new verification code.
- **HANDSHAKE_RATE_LIMIT_EXCEEDED:** You attempted to exceed the number of handshakes that you can send in one day.
- **INVALID_PAYMENT_INSTRUMENT:** You cannot remove an account because no supported payment method is associated with the account. AWS does not support cards issued by financial institutions in Russia or Belarus. For more information, see [Managing your AWS payments](#).
- **MASTER_ACCOUNT_ADDRESS_DOES_NOT_MATCH_MARKETPLACE:** To create an account in this organization, you first must migrate the organization's management account to the

marketplace that corresponds to the management account's address. All accounts in an organization must be associated with the same marketplace.

- **MASTER_ACCOUNT_MISSING_BUSINESS_LICENSE:** Applies only to the AWS Regions in China. To create an organization, the master must have a valid business license. For more information, contact customer support.
- **MASTER_ACCOUNT_MISSING_CONTACT_INFO:** To complete this operation, you must first provide a valid contact address and phone number for the management account. Then try the operation again.
- **MASTER_ACCOUNT_NOT_GOV_CLOUD_ENABLED:** To complete this operation, the management account must have an associated account in the AWS GovCloud (US-West) Region. For more information, see [AWS Organizations](#) in the *AWS GovCloud User Guide*.
- **MASTER_ACCOUNT_PAYMENT_INSTRUMENT_REQUIRED:** To create an organization with this management account, you first must associate a valid payment instrument, such as a credit card, with the account. For more information, see [Considerations before removing an account from an organization](#) in the *AWS Organizations User Guide*.
- **MAX_DELEGATED_ADMINISTRATORS_FOR_SERVICE_LIMIT_EXCEEDED:** You attempted to register more delegated administrators than allowed for the service principal.
- **MAX_POLICY_TYPE_ATTACHMENT_LIMIT_EXCEEDED:** You attempted to exceed the number of policies of a certain type that can be attached to an entity at one time.
- **MAX_TAG_LIMIT_EXCEEDED:** You have exceeded the number of tags allowed on this resource.
- **MEMBER_ACCOUNT_PAYMENT_INSTRUMENT_REQUIRED:** To complete this operation with this member account, you first must associate a valid payment instrument, such as a credit card, with the account. For more information, see [Considerations before removing an account from an organization](#) in the *AWS Organizations User Guide*.
- **MIN_POLICY_TYPE_ATTACHMENT_LIMIT_EXCEEDED:** You attempted to detach a policy from an entity that would cause the entity to have fewer than the minimum number of policies of a certain type required.
- **ORGANIZATION_NOT_IN_ALL_FEATURES_MODE:** You attempted to perform an operation that requires the organization to be configured to support all features. An organization that supports only consolidated billing features can't perform this operation.
- **OU_DEPTH_LIMIT_EXCEEDED:** You attempted to create an OU tree that is too many levels deep.
- **OU_NUMBER_LIMIT_EXCEEDED:** You attempted to exceed the number of OUs that you can have in an organization.

- **POLICY_CONTENT_LIMIT_EXCEEDED:** You attempted to create a policy that is larger than the maximum size.
- **POLICY_NUMBER_LIMIT_EXCEEDED:** You attempted to exceed the number of policies that you can have in an organization.
- **SERVICE_ACCESS_NOT_ENABLED:** You attempted to register a delegated administrator before you enabled service access. Call the `EnableAWSServiceAccess` API first.
- **TAG_POLICY_VIOLATION:** You attempted to create or update a resource with tags that are not compliant with the tag policy requirements for this account.
- **WAIT_PERIOD_ACTIVE:** After you create an AWS account, you must wait until at least seven days after the account was created. Invited accounts aren't subject to this waiting period.

HTTP Status Code: 400

InvalidInputException

The requested operation failed because you provided invalid values for one or more of the request parameters. This exception includes a reason that contains additional information about the violated limit:

Note

Some of the reasons in the following list might not be applicable to this specific API or operation.

- **DUPLICATE_TAG_KEY:** Tag keys must be unique among the tags attached to the same entity.
- **IMMUTABLE_POLICY:** You specified a policy that is managed by AWS and can't be modified.
- **INPUT_REQUIRED:** You must include a value for all required parameters.
- **INVALID_EMAIL_ADDRESS_TARGET:** You specified an invalid email address for the invited account owner.
- **INVALID_ENUM:** You specified an invalid value.
- **INVALID_ENUM_POLICY_TYPE:** You specified an invalid policy type string.
- **INVALID_FULL_NAME_TARGET:** You specified a full name that contains invalid characters.
- **INVALID_LIST_MEMBER:** You provided a list to a parameter that contains at least one invalid value.

- **INVALID_PAGINATION_TOKEN:** Get the value for the `NextToken` parameter from the response to a previous call of the operation.
- **INVALID_PARTY_TYPE_TARGET:** You specified the wrong type of entity (account, organization, or email) as a party.
- **INVALID_PATTERN:** You provided a value that doesn't match the required pattern.
- **INVALID_PATTERN_TARGET_ID:** You specified a policy target ID that doesn't match the required pattern.
- **INVALID_ROLE_NAME:** You provided a role name that isn't valid. A role name can't begin with the reserved prefix `AWSServiceRoleFor`.
- **INVALID_SYNTAX_ORGANIZATION_ARN:** You specified an invalid Amazon Resource Name (ARN) for the organization.
- **INVALID_SYNTAX_POLICY_ID:** You specified an invalid policy ID.
- **INVALID_SYSTEM_TAGS_PARAMETER:** You specified a tag key that is a system tag. You can't add, edit, or delete system tag keys because they're reserved for AWS use. System tags don't count against your tags per resource limit.
- **MAX_FILTER_LIMIT_EXCEEDED:** You can specify only one filter parameter for the operation.
- **MAX_LENGTH_EXCEEDED:** You provided a string parameter that is longer than allowed.
- **MAX_VALUE_EXCEEDED:** You provided a numeric parameter that has a larger value than allowed.
- **MIN_LENGTH_EXCEEDED:** You provided a string parameter that is shorter than allowed.
- **MIN_VALUE_EXCEEDED:** You provided a numeric parameter that has a smaller value than allowed.
- **MOVING_ACCOUNT_BETWEEN_DIFFERENT_ROOTS:** You can move an account only between entities in the same root.
- **TARGET_NOT_SUPPORTED:** You can't perform the specified operation on that target entity.
- **UNRECOGNIZED_SERVICE_PRINCIPAL:** You specified a service principal that isn't recognized.

HTTP Status Code: 400

ServiceException

AWS Organizations can't complete your request because of an internal service error. Try again later.

HTTP Status Code: 500

TooManyRequestsException

You have sent too many requests in too short a period of time. The quota helps protect against denial-of-service attacks. Try again later.

For information about quotas that affect AWS Organizations, see [Quotas for AWS Organizations](#) in the *AWS Organizations User Guide*.

HTTP Status Code: 400

UnsupportedAPIEndpointException

This action isn't available in the current AWS Region.

HTTP Status Code: 400

Examples

Example

The following example shows how to get the list of services for which integration with AWS Organizations is enabled.

Sample Request

```
POST / HTTP/1.1
X-Amz-Target: AWSOrganizationsV20161128.ListAWSServiceAccessForOrganization

{}
```

Sample Response

```
HTTP/1.1 200 OK
Content-Type: application/json

{"ServiceList":["awsservice1.amazonaws.com","awsservice2.amazonaws.com"]}
```

See Also

For more information about using this API in one of the language-specific AWS SDKs, see the following:

- [AWS Command Line Interface](#)
- [AWS SDK for .NET](#)
- [AWS SDK for C++](#)
- [AWS SDK for Go v2](#)
- [AWS SDK for Java V2](#)
- [AWS SDK for JavaScript V3](#)
- [AWS SDK for PHP V3](#)
- [AWS SDK for Python](#)
- [AWS SDK for Ruby V3](#)

ListChildren

Lists all of the organizational units (OUs) or accounts that are contained in the specified parent OU or root. This operation, along with [ListParents](#) enables you to traverse the tree structure that makes up this root.

Note

Always check the `NextToken` response parameter for a `null` value when calling a `List*` operation. These operations can occasionally return an empty set of results even when there are more results available. The `NextToken` response parameter value is `null` *only* when there are no more results to display.

This operation can be called only from the organization's management account or by a member account that is a delegated administrator for an AWS service.

Request Syntax

```
{
  "ChildType": "string",
  "MaxResults": number,
  "NextToken": "string",
  "ParentId": "string"
}
```

Request Parameters

For information about the parameters that are common to all actions, see [Common Parameters](#).

The request accepts the following data in JSON format.

ChildType

Filters the output to include only the specified child type.

Type: String

Valid Values: ACCOUNT | ORGANIZATIONAL_UNIT

Required: Yes

MaxResults

The total number of results that you want included on each page of the response. If you do not include this parameter, it defaults to a value that is specific to the operation. If additional items exist beyond the maximum you specify, the `NextToken` response element is present and has a value (is not null). Include that value as the `NextToken` request parameter in the next call to the operation to get the next part of the results. Note that Organizations might return fewer results than the maximum even when there are more results available. You should check `NextToken` after every operation to ensure that you receive all of the results.

Type: Integer

Valid Range: Minimum value of 1. Maximum value of 20.

Required: No

NextToken

The parameter for receiving additional results if you receive a `NextToken` response in a previous request. A `NextToken` response indicates that more output is available. Set this parameter to the value of the previous call's `NextToken` response to indicate where the output should continue from.

Type: String

Length Constraints: Maximum length of 100000.

Pattern: `[\s\S]*`

Required: No

ParentId

The unique identifier (ID) for the parent root or OU whose children you want to list.

The [regex pattern](#) for a parent ID string requires one of the following:

- **Root** - A string that begins with "r-" followed by from 4 to 32 lowercase letters or digits.
- **Organizational unit (OU)** - A string that begins with "ou-" followed by from 4 to 32 lowercase letters or digits (the ID of the root that the OU is in). This string is followed by a second "-" dash and from 8 to 32 additional lowercase letters or digits.

Type: String

Length Constraints: Maximum length of 100.

Pattern: $^(r-[0-9a-z]{4,32})|(ou-[0-9a-z]{4,32}-[a-z0-9]{8,32})\$$

Required: Yes

Response Syntax

```
{
  "Children": [
    {
      "Id": "string",
      "Type": "string"
    }
  ],
  "NextToken": "string"
}
```

Response Elements

If the action is successful, the service sends back an HTTP 200 response.

The following data is returned in JSON format by the service.

Children

The list of children of the specified parent container.

Type: Array of [Child](#) objects

NextToken

If present, indicates that more output is available than is included in the current response. Use this value in the NextToken request parameter in a subsequent call to the operation to get the next part of the output. You should repeat this until the NextToken response element comes back as null.

Type: String

Length Constraints: Maximum length of 100000.

Pattern: `[\s\S]*`

Errors

For information about the errors that are common to all actions, see [Common Errors](#).

AccessDeniedException

You don't have permissions to perform the requested operation. The user or role that is making the request must have at least one IAM permissions policy attached that grants the required permissions. For more information, see [Access Management](#) in the *IAM User Guide*.

HTTP Status Code: 400

AWSOrganizationsNotInUseException

Your account isn't a member of an organization. To make this request, you must use the credentials of an account that belongs to an organization.

HTTP Status Code: 400

InvalidInputException

The requested operation failed because you provided invalid values for one or more of the request parameters. This exception includes a reason that contains additional information about the violated limit:

Note

Some of the reasons in the following list might not be applicable to this specific API or operation.

- `DUPLICATE_TAG_KEY`: Tag keys must be unique among the tags attached to the same entity.
- `IMMUTABLE_POLICY`: You specified a policy that is managed by AWS and can't be modified.
- `INPUT_REQUIRED`: You must include a value for all required parameters.
- `INVALID_EMAIL_ADDRESS_TARGET`: You specified an invalid email address for the invited account owner.
- `INVALID_ENUM`: You specified an invalid value.
- `INVALID_ENUM_POLICY_TYPE`: You specified an invalid policy type string.

- **INVALID_FULL_NAME_TARGET:** You specified a full name that contains invalid characters.
- **INVALID_LIST_MEMBER:** You provided a list to a parameter that contains at least one invalid value.
- **INVALID_PAGINATION_TOKEN:** Get the value for the `NextToken` parameter from the response to a previous call of the operation.
- **INVALID_PARTY_TYPE_TARGET:** You specified the wrong type of entity (account, organization, or email) as a party.
- **INVALID_PATTERN:** You provided a value that doesn't match the required pattern.
- **INVALID_PATTERN_TARGET_ID:** You specified a policy target ID that doesn't match the required pattern.
- **INVALID_ROLE_NAME:** You provided a role name that isn't valid. A role name can't begin with the reserved prefix `AWSServiceRoleFor`.
- **INVALID_SYNTAX_ORGANIZATION_ARN:** You specified an invalid Amazon Resource Name (ARN) for the organization.
- **INVALID_SYNTAX_POLICY_ID:** You specified an invalid policy ID.
- **INVALID_SYSTEM_TAGS_PARAMETER:** You specified a tag key that is a system tag. You can't add, edit, or delete system tag keys because they're reserved for AWS use. System tags don't count against your tags per resource limit.
- **MAX_FILTER_LIMIT_EXCEEDED:** You can specify only one filter parameter for the operation.
- **MAX_LENGTH_EXCEEDED:** You provided a string parameter that is longer than allowed.
- **MAX_VALUE_EXCEEDED:** You provided a numeric parameter that has a larger value than allowed.
- **MIN_LENGTH_EXCEEDED:** You provided a string parameter that is shorter than allowed.
- **MIN_VALUE_EXCEEDED:** You provided a numeric parameter that has a smaller value than allowed.
- **MOVING_ACCOUNT_BETWEEN_DIFFERENT_ROOTS:** You can move an account only between entities in the same root.
- **TARGET_NOT_SUPPORTED:** You can't perform the specified operation on that target entity.
- **UNRECOGNIZED_SERVICE_PRINCIPAL:** You specified a service principal that isn't recognized.

HTTP Status Code: 400

ParentNotFoundException

We can't find a root or OU with the `ParentId` that you specified.

HTTP Status Code: 400

ServiceException

AWS Organizations can't complete your request because of an internal service error. Try again later.

HTTP Status Code: 500

TooManyRequestsException

You have sent too many requests in too short a period of time. The quota helps protect against denial-of-service attacks. Try again later.

For information about quotas that affect AWS Organizations, see [Quotas for AWS Organizations](#) in the *AWS Organizations User Guide*.

HTTP Status Code: 400

Examples

Example

The following example shows how to request a list of all of the child OUs in a parent root or OU.

Sample Request

```
POST / HTTP/1.1
X-Amz-Target: AWSOrganizationsV20161128.ListChildren

{
  "ChildType": "ORGANIZATIONAL_UNIT",
  "ParentId": "ou-examplerootid111-exampleouid111"
}
```

Sample Response

```
HTTP/1.1 200 OK
Content-Type: application/json

{
```



```
"Children": [  
  {  
    "Id": "ou-examplerootid111-exampleoid111",  
    "Type": "ORGANIZATIONAL_UNIT"  
  },  
  {  
    "Id": "ou-examplerootid111-exampleoid222",  
    "Type": "ORGANIZATIONAL_UNIT"  
  }  
]
```

See Also

For more information about using this API in one of the language-specific AWS SDKs, see the following:

- [AWS Command Line Interface](#)
- [AWS SDK for .NET](#)
- [AWS SDK for C++](#)
- [AWS SDK for Go v2](#)
- [AWS SDK for Java V2](#)
- [AWS SDK for JavaScript V3](#)
- [AWS SDK for PHP V3](#)
- [AWS SDK for Python](#)
- [AWS SDK for Ruby V3](#)

ListCreateAccountStatus

Lists the account creation requests that match the specified status that is currently being tracked for the organization.

Note

Always check the `NextToken` response parameter for a `null` value when calling a `List*` operation. These operations can occasionally return an empty set of results even when there are more results available. The `NextToken` response parameter value is `null` *only* when there are no more results to display.

This operation can be called only from the organization's management account or by a member account that is a delegated administrator for an AWS service.

Request Syntax

```
{
  "MaxResults": number,
  "NextToken": "string",
  "States": [ "string" ]
}
```

Request Parameters

For information about the parameters that are common to all actions, see [Common Parameters](#).

The request accepts the following data in JSON format.

MaxResults

The total number of results that you want included on each page of the response. If you do not include this parameter, it defaults to a value that is specific to the operation. If additional items exist beyond the maximum you specify, the `NextToken` response element is present and has a value (is not null). Include that value as the `NextToken` request parameter in the next call to the operation to get the next part of the results. Note that Organizations might return fewer results than the maximum even when there are more results available. You should check `NextToken` after every operation to ensure that you receive all of the results.

Type: Integer

Valid Range: Minimum value of 1. Maximum value of 20.

Required: No

NextToken

The parameter for receiving additional results if you receive a NextToken response in a previous request. A NextToken response indicates that more output is available. Set this parameter to the value of the previous call's NextToken response to indicate where the output should continue from.

Type: String

Length Constraints: Maximum length of 100000.

Pattern: `[\s\S]*`

Required: No

States

A list of one or more states that you want included in the response. If this parameter isn't present, all requests are included in the response.

Type: Array of strings

Valid Values: IN_PROGRESS | SUCCEEDED | FAILED

Required: No

Response Syntax

```
{
  "CreateAccountStatuses": [
    {
      "AccountId": "string",
      "AccountName": "string",
      "CompletedTimestamp": number,
      "FailureReason": "string",
      "GovCloudAccountId": "string",
      "Id": "string",
```

```
    "RequestedTimestamp": number,  
    "State": "string"  
  }  
],  
"NextToken": "string"  
}
```

Response Elements

If the action is successful, the service sends back an HTTP 200 response.

The following data is returned in JSON format by the service.

CreateAccountStatuses

A list of objects with details about the requests. Certain elements, such as the accountId number, are present in the output only after the account has been successfully created.

Type: Array of [CreateAccountStatus](#) objects

NextToken

If present, indicates that more output is available than is included in the current response. Use this value in the NextToken request parameter in a subsequent call to the operation to get the next part of the output. You should repeat this until the NextToken response element comes back as null.

Type: String

Length Constraints: Maximum length of 100000.

Pattern: `[\s\S]*`

Errors

For information about the errors that are common to all actions, see [Common Errors](#).

AccessDeniedException

You don't have permissions to perform the requested operation. The user or role that is making the request must have at least one IAM permissions policy attached that grants the required permissions. For more information, see [Access Management](#) in the *IAM User Guide*.

HTTP Status Code: 400

AWSOrganizationsNotInUseException

Your account isn't a member of an organization. To make this request, you must use the credentials of an account that belongs to an organization.

HTTP Status Code: 400

InvalidInputException

The requested operation failed because you provided invalid values for one or more of the request parameters. This exception includes a reason that contains additional information about the violated limit:

Note

Some of the reasons in the following list might not be applicable to this specific API or operation.

- **DUPLICATE_TAG_KEY:** Tag keys must be unique among the tags attached to the same entity.
- **IMMUTABLE_POLICY:** You specified a policy that is managed by AWS and can't be modified.
- **INPUT_REQUIRED:** You must include a value for all required parameters.
- **INVALID_EMAIL_ADDRESS_TARGET:** You specified an invalid email address for the invited account owner.
- **INVALID_ENUM:** You specified an invalid value.
- **INVALID_ENUM_POLICY_TYPE:** You specified an invalid policy type string.
- **INVALID_FULL_NAME_TARGET:** You specified a full name that contains invalid characters.
- **INVALID_LIST_MEMBER:** You provided a list to a parameter that contains at least one invalid value.
- **INVALID_PAGINATION_TOKEN:** Get the value for the NextToken parameter from the response to a previous call of the operation.
- **INVALID_PARTY_TYPE_TARGET:** You specified the wrong type of entity (account, organization, or email) as a party.
- **INVALID_PATTERN:** You provided a value that doesn't match the required pattern.
- **INVALID_PATTERN_TARGET_ID:** You specified a policy target ID that doesn't match the required pattern.

- **INVALID_ROLE_NAME:** You provided a role name that isn't valid. A role name can't begin with the reserved prefix `AWSServiceRoleFor`.
- **INVALID_SYNTAX_ORGANIZATION_ARN:** You specified an invalid Amazon Resource Name (ARN) for the organization.
- **INVALID_SYNTAX_POLICY_ID:** You specified an invalid policy ID.
- **INVALID_SYSTEM_TAGS_PARAMETER:** You specified a tag key that is a system tag. You can't add, edit, or delete system tag keys because they're reserved for AWS use. System tags don't count against your tags per resource limit.
- **MAX_FILTER_LIMIT_EXCEEDED:** You can specify only one filter parameter for the operation.
- **MAX_LENGTH_EXCEEDED:** You provided a string parameter that is longer than allowed.
- **MAX_VALUE_EXCEEDED:** You provided a numeric parameter that has a larger value than allowed.
- **MIN_LENGTH_EXCEEDED:** You provided a string parameter that is shorter than allowed.
- **MIN_VALUE_EXCEEDED:** You provided a numeric parameter that has a smaller value than allowed.
- **MOVING_ACCOUNT_BETWEEN_DIFFERENT_ROOTS:** You can move an account only between entities in the same root.
- **TARGET_NOT_SUPPORTED:** You can't perform the specified operation on that target entity.
- **UNRECOGNIZED_SERVICE_PRINCIPAL:** You specified a service principal that isn't recognized.

HTTP Status Code: 400

ServiceException

AWS Organizations can't complete your request because of an internal service error. Try again later.

HTTP Status Code: 500

TooManyRequestsException

You have sent too many requests in too short a period of time. The quota helps protect against denial-of-service attacks. Try again later.

For information about quotas that affect AWS Organizations, see [Quotas for AWS Organizations](#) in the *AWS Organizations User Guide*.

HTTP Status Code: 400

UnsupportedAPIEndpointException

This action isn't available in the current AWS Region.

HTTP Status Code: 400

Examples

Example

The following example shows how to request a list of account creation requests for an organization that have completed successfully.

Sample Request

```
POST / HTTP/1.1
X-Amz-Target: AWSOrganizationsV20161128.ListCreateAccountStatus

{ "States": "SUCCEEDED" }
```

Sample Response

```
HTTP/1.1 200 OK
Content-Type: application/json

{
  "CreateAccountStatuses": [
    {
      "AccountId": "4444444444444444",
      "AccountName": "Developer Test Account",
      "CompletedTimeStamp": 1481835812.143,
      "Id": "car-examplecreateaccountrequestid111",
      "RequestedTimeStamp": 1481829432.531,
      "State": "SUCCEEDED"
    }
  ]
}
```

Example

The following example gets a list of in-progress account creation requests for an organization.

Sample Request

```
POST / HTTP/1.1
X-Amz-Target: AWSOrganizationsV20161128.ListCreateAccountStatus

{ "States": "IN_PROGRESS" }
```

Sample Response

```
HTTP/1.1 200 OK
Content-Type: application/json

{
  "CreateAccountStatuses": [
    {
      "State": "IN_PROGRESS",
      "Id": "car-examplecreateaccountrequestid111",
      "RequestedTimeStamp": 1481829432.531,
      "AccountName": "Production Account"
    }
  ]
}
```

See Also

For more information about using this API in one of the language-specific AWS SDKs, see the following:

- [AWS Command Line Interface](#)
- [AWS SDK for .NET](#)
- [AWS SDK for C++](#)
- [AWS SDK for Go v2](#)
- [AWS SDK for Java V2](#)
- [AWS SDK for JavaScript V3](#)
- [AWS SDK for PHP V3](#)
- [AWS SDK for Python](#)
- [AWS SDK for Ruby V3](#)

ListDelegatedAdministrators

Lists the AWS accounts that are designated as delegated administrators in this organization.

This operation can be called only from the organization's management account or by a member account that is a delegated administrator for an AWS service.

Request Syntax

```
{
  "MaxResults": number,
  "NextToken": "string",
  "ServicePrincipal": "string"
}
```

Request Parameters

For information about the parameters that are common to all actions, see [Common Parameters](#).

The request accepts the following data in JSON format.

[MaxResults](#)

The total number of results that you want included on each page of the response. If you do not include this parameter, it defaults to a value that is specific to the operation. If additional items exist beyond the maximum you specify, the `NextToken` response element is present and has a value (is not null). Include that value as the `NextToken` request parameter in the next call to the operation to get the next part of the results. Note that Organizations might return fewer results than the maximum even when there are more results available. You should check `NextToken` after every operation to ensure that you receive all of the results.

Type: Integer

Valid Range: Minimum value of 1. Maximum value of 20.

Required: No

[NextToken](#)

The parameter for receiving additional results if you receive a `NextToken` response in a previous request. A `NextToken` response indicates that more output is available. Set this

parameter to the value of the previous call's NextToken response to indicate where the output should continue from.

Type: String

Length Constraints: Maximum length of 100000.

Pattern: `[\s\S]*`

Required: No

ServicePrincipal

Specifies a service principal name. If specified, then the operation lists the delegated administrators only for the specified service.

If you don't specify a service principal, the operation lists all delegated administrators for all services in your organization.

Type: String

Length Constraints: Minimum length of 1. Maximum length of 128.

Pattern: `[\w+=, .@-]*`

Required: No

Response Syntax

```
{
  "DelegatedAdministrators": [
    {
      "Arn": "string",
      "DelegationEnabledDate": number,
      "Email": "string",
      "Id": "string",
      "JoinedMethod": "string",
      "JoinedTimestamp": number,
      "Name": "string",
      "Status": "string"
    }
  ]
}
```

```
],  
  "NextToken": "string"  
}
```

Response Elements

If the action is successful, the service sends back an HTTP 200 response.

The following data is returned in JSON format by the service.

DelegatedAdministrators

The list of delegated administrators in your organization.

Type: Array of [DelegatedAdministrator](#) objects

NextToken

If present, indicates that more output is available than is included in the current response. Use this value in the `NextToken` request parameter in a subsequent call to the operation to get the next part of the output. You should repeat this until the `NextToken` response element comes back as `null`.

Type: String

Length Constraints: Maximum length of 100000.

Pattern: `[\s\S]*`

Errors

For information about the errors that are common to all actions, see [Common Errors](#).

AccessDeniedException

You don't have permissions to perform the requested operation. The user or role that is making the request must have at least one IAM permissions policy attached that grants the required permissions. For more information, see [Access Management](#) in the *IAM User Guide*.

HTTP Status Code: 400

AWSOrganizationsNotInUseException

Your account isn't a member of an organization. To make this request, you must use the credentials of an account that belongs to an organization.

HTTP Status Code: 400

ConstraintViolationException


Performing this operation violates a minimum or maximum value limit. For example, attempting to remove the last service control policy (SCP) from an OU or root, inviting or creating too many accounts to the organization, or attaching too many policies to an account, OU, or root. This exception includes a reason that contains additional information about the violated limit:

Note

Some of the reasons in the following list might not be applicable to this specific API or operation.

- **ACCOUNT_CANNOT_LEAVE_ORGANIZATION:** You attempted to remove the management account from the organization. You can't remove the management account. Instead, after you remove all member accounts, delete the organization itself.
- **ACCOUNT_CANNOT_LEAVE_WITHOUT_PHONE_VERIFICATION:** You attempted to remove an account from the organization that doesn't yet have enough information to exist as a standalone account. This account requires you to first complete phone verification. Follow the steps at [Removing a member account from your organization](#) in the *AWS Organizations User Guide*.
- **ACCOUNT_CREATION_RATE_LIMIT_EXCEEDED:** You attempted to exceed the number of accounts that you can create in one day.
- **ACCOUNT_CREATION_NOT_COMPLETE:** Your account setup isn't complete or your account isn't fully active. You must complete the account setup before you create an organization.
- **ACCOUNT_NUMBER_LIMIT_EXCEEDED:** You attempted to exceed the limit on the number of accounts in an organization. If you need more accounts, contact [AWS Support](#) to request an increase in your limit.

Or the number of invitations that you tried to send would cause you to exceed the limit of accounts in your organization. Send fewer invitations or contact AWS Support to request an increase in the number of accounts.

 **Note**

Deleted and closed accounts still count toward your limit.

 **Important**

If you get this exception when running a command immediately after creating the organization, wait one hour and try again. After an hour, if the command continues to fail with this error, contact [AWS Support](#).

- **CANNOT_REGISTER_SUSPENDED_ACCOUNT_AS_DELEGATED_ADMINISTRATOR:** You cannot register a suspended account as a delegated administrator.
- **CANNOT_REGISTER_MASTER_AS_DELEGATED_ADMINISTRATOR:** You attempted to register the management account of the organization as a delegated administrator for an AWS service integrated with Organizations. You can designate only a member account as a delegated administrator.
- **CANNOT_CLOSE_MANAGEMENT_ACCOUNT:** You attempted to close the management account. To close the management account for the organization, you must first either remove or close all member accounts in the organization. Follow standard account closure process using root credentials.
- **CANNOT_REMOVE_DELEGATED_ADMINISTRATOR_FROM_ORG:** You attempted to remove an account that is registered as a delegated administrator for a service integrated with your organization. To complete this operation, you must first deregister this account as a delegated administrator.
- **CLOSE_ACCOUNT_QUOTA_EXCEEDED:** You have exceeded close account quota for the past 30 days.
- **CLOSE_ACCOUNT_REQUESTS_LIMIT_EXCEEDED:** You attempted to exceed the number of accounts that you can close at a time.
- **CREATE_ORGANIZATION_IN_BILLING_MODE_UNSUPPORTED_REGION:** To create an organization in the specified region, you must enable all features mode.

- **DELEGATED_ADMINISTRATOR_EXISTS_FOR_THIS_SERVICE:** You attempted to register an AWS account as a delegated administrator for an AWS service that already has a delegated administrator. To complete this operation, you must first deregister any existing delegated administrators for this service.
- **EMAIL_VERIFICATION_CODE_EXPIRED:** The email verification code is only valid for a limited period of time. You must resubmit the request and generate a new verification code.
- **HANDSHAKE_RATE_LIMIT_EXCEEDED:** You attempted to exceed the number of handshakes that you can send in one day.
- **INVALID_PAYMENT_INSTRUMENT:** You cannot remove an account because no supported payment method is associated with the account. AWS does not support cards issued by financial institutions in Russia or Belarus. For more information, see [Managing your AWS payments](#).
- **MASTER_ACCOUNT_ADDRESS_DOES_NOT_MATCH_MARKETPLACE:** To create an account in this organization, you first must migrate the organization's management account to the marketplace that corresponds to the management account's address. All accounts in an organization must be associated with the same marketplace.
- **MASTER_ACCOUNT_MISSING_BUSINESS_LICENSE:** Applies only to the AWS Regions in China. To create an organization, the master must have a valid business license. For more information, contact customer support.
- **MASTER_ACCOUNT_MISSING_CONTACT_INFO:** To complete this operation, you must first provide a valid contact address and phone number for the management account. Then try the operation again.
- **MASTER_ACCOUNT_NOT_GOV_CLOUD_ENABLED:** To complete this operation, the management account must have an associated account in the AWS GovCloud (US-West) Region. For more information, see [AWS Organizations](#) in the *AWS GovCloud User Guide*.
- **MASTER_ACCOUNT_PAYMENT_INSTRUMENT_REQUIRED:** To create an organization with this management account, you first must associate a valid payment instrument, such as a credit card, with the account. For more information, see [Considerations before removing an account from an organization](#) in the *AWS Organizations User Guide*.
- **MAX_DELEGATED_ADMINISTRATORS_FOR_SERVICE_LIMIT_EXCEEDED:** You attempted to register more delegated administrators than allowed for the service principal.
- **MAX_POLICY_TYPE_ATTACHMENT_LIMIT_EXCEEDED:** You attempted to exceed the number of policies of a certain type that can be attached to an entity at one time.
- **MAX_TAG_LIMIT_EXCEEDED:** You have exceeded the number of tags allowed on this resource.

- **MEMBER_ACCOUNT_PAYMENT_INSTRUMENT_REQUIRED:** To complete this operation with this member account, you first must associate a valid payment instrument, such as a credit card, with the account. For more information, see [Considerations before removing an account from an organization](#) in the *AWS Organizations User Guide*.
- **MIN_POLICY_TYPE_ATTACHMENT_LIMIT_EXCEEDED:** You attempted to detach a policy from an entity that would cause the entity to have fewer than the minimum number of policies of a certain type required.
- **ORGANIZATION_NOT_IN_ALL_FEATURES_MODE:** You attempted to perform an operation that requires the organization to be configured to support all features. An organization that supports only consolidated billing features can't perform this operation.
- **OU_DEPTH_LIMIT_EXCEEDED:** You attempted to create an OU tree that is too many levels deep.
- **OU_NUMBER_LIMIT_EXCEEDED:** You attempted to exceed the number of OUs that you can have in an organization.
- **POLICY_CONTENT_LIMIT_EXCEEDED:** You attempted to create a policy that is larger than the maximum size.
- **POLICY_NUMBER_LIMIT_EXCEEDED:** You attempted to exceed the number of policies that you can have in an organization.
- **SERVICE_ACCESS_NOT_ENABLED:** You attempted to register a delegated administrator before you enabled service access. Call the `EnableAWSServiceAccess` API first.
- **TAG_POLICY_VIOLATION:** You attempted to create or update a resource with tags that are not compliant with the tag policy requirements for this account.
- **WAIT_PERIOD_ACTIVE:** After you create an AWS account, you must wait until at least seven days after the account was created. Invited accounts aren't subject to this waiting period.

HTTP Status Code: 400

InvalidInputException

The requested operation failed because you provided invalid values for one or more of the request parameters. This exception includes a reason that contains additional information about the violated limit:

Note

Some of the reasons in the following list might not be applicable to this specific API or operation.

- **DUPLICATE_TAG_KEY:** Tag keys must be unique among the tags attached to the same entity.
- **IMMUTABLE_POLICY:** You specified a policy that is managed by AWS and can't be modified.
- **INPUT_REQUIRED:** You must include a value for all required parameters.
- **INVALID_EMAIL_ADDRESS_TARGET:** You specified an invalid email address for the invited account owner.
- **INVALID_ENUM:** You specified an invalid value.
- **INVALID_ENUM_POLICY_TYPE:** You specified an invalid policy type string.
- **INVALID_FULL_NAME_TARGET:** You specified a full name that contains invalid characters.
- **INVALID_LIST_MEMBER:** You provided a list to a parameter that contains at least one invalid value.
- **INVALID_PAGINATION_TOKEN:** Get the value for the NextToken parameter from the response to a previous call of the operation.
- **INVALID_PARTY_TYPE_TARGET:** You specified the wrong type of entity (account, organization, or email) as a party.
- **INVALID_PATTERN:** You provided a value that doesn't match the required pattern.
- **INVALID_PATTERN_TARGET_ID:** You specified a policy target ID that doesn't match the required pattern.
- **INVALID_ROLE_NAME:** You provided a role name that isn't valid. A role name can't begin with the reserved prefix `AWSServiceRoleFor`.
- **INVALID_SYNTAX_ORGANIZATION_ARN:** You specified an invalid Amazon Resource Name (ARN) for the organization.
- **INVALID_SYNTAX_POLICY_ID:** You specified an invalid policy ID.
- **INVALID_SYSTEM_TAGS_PARAMETER:** You specified a tag key that is a system tag. You can't add, edit, or delete system tag keys because they're reserved for AWS use. System tags don't count against your tags per resource limit.
- **MAX_FILTER_LIMIT_EXCEEDED:** You can specify only one filter parameter for the operation.
- **MAX_LENGTH_EXCEEDED:** You provided a string parameter that is longer than allowed.

- **MAX_VALUE_EXCEEDED**: You provided a numeric parameter that has a larger value than allowed.
- **MIN_LENGTH_EXCEEDED**: You provided a string parameter that is shorter than allowed.
- **MIN_VALUE_EXCEEDED**: You provided a numeric parameter that has a smaller value than allowed.
- **MOVING_ACCOUNT_BETWEEN_DIFFERENT_ROOTS**: You can move an account only between entities in the same root.
- **TARGET_NOT_SUPPORTED**: You can't perform the specified operation on that target entity.
- **UNRECOGNIZED_SERVICE_PRINCIPAL**: You specified a service principal that isn't recognized.

HTTP Status Code: 400

ServiceException

AWS Organizations can't complete your request because of an internal service error. Try again later.

HTTP Status Code: 500

TooManyRequestsException

You have sent too many requests in too short a period of time. The quota helps protect against denial-of-service attacks. Try again later.

For information about quotas that affect AWS Organizations, see [Quotas for AWS Organizations](#) in the *AWS Organizations User Guide*.

HTTP Status Code: 400

UnsupportedAPIEndpointException

This action isn't available in the current AWS Region.

HTTP Status Code: 400

Examples

Example

This example illustrates one usage of `ListDelegatedAdministrators`.

Sample Request

```
POST / HTTP/1.1
X-Amz-Target: AWSOrganizationsV20161128.ListDelegatedAdministrators

{}
```

Sample Response

```
HTTP/1.1 200 OK
Content-Type: application/json
{
  "DelegatedAdministrators": [
    {
      "Id": "111111111111",
      "Arn": "arn:aws:organizations::222222222222:account/o-
exampleorgid/111111111111",
      "Email": "anika@example.com",
      "Name": "test1",
      "Status": "ACTIVE",
      "JoinedMethod": "CREATED",
      "JoinedTimestamp": 1470684478.687,
      "DelegationEnabledDate": 1470684478.687
    },
    {
      "Id": "333333333333",
      "Arn": "arn:aws:organizations::444444444444:account/o-
exampleorgid/333333333333",
      "Email": "anika@example.com",
      "Name": "test2",
      "Status": "ACTIVE",
      "JoinedMethod": "INVITED",
      "JoinedTimestamp": 1470684478.687,
      "DelegationEnabledDate": 1470684478.687
    }
  ]
}
```

See Also

For more information about using this API in one of the language-specific AWS SDKs, see the following:

- [AWS Command Line Interface](#)
- [AWS SDK for .NET](#)
- [AWS SDK for C++](#)
- [AWS SDK for Go v2](#)
- [AWS SDK for Java V2](#)
- [AWS SDK for JavaScript V3](#)
- [AWS SDK for PHP V3](#)
- [AWS SDK for Python](#)
- [AWS SDK for Ruby V3](#)

ListDelegatedServicesForAccount

List the AWS services for which the specified account is a delegated administrator.

This operation can be called only from the organization's management account or by a member account that is a delegated administrator for an AWS service.

Request Syntax

```
{
  "AccountId": "string",
  "MaxResults": number,
  "NextToken": "string"
}
```

Request Parameters

For information about the parameters that are common to all actions, see [Common Parameters](#).

The request accepts the following data in JSON format.

AccountId

The account ID number of a delegated administrator account in the organization.

Type: String

Length Constraints: Maximum length of 12.

Pattern: $^{\backslash}d\{12\}\$$

Required: Yes

MaxResults

The total number of results that you want included on each page of the response. If you do not include this parameter, it defaults to a value that is specific to the operation. If additional items exist beyond the maximum you specify, the `NextToken` response element is present and has a value (is not null). Include that value as the `NextToken` request parameter in the next call to the operation to get the next part of the results. Note that Organizations might return

fewer results than the maximum even when there are more results available. You should check `NextToken` after every operation to ensure that you receive all of the results.

Type: Integer

Valid Range: Minimum value of 1. Maximum value of 20.

Required: No

NextToken

The parameter for receiving additional results if you receive a `NextToken` response in a previous request. A `NextToken` response indicates that more output is available. Set this parameter to the value of the previous call's `NextToken` response to indicate where the output should continue from.

Type: String

Length Constraints: Maximum length of 100000.

Pattern: `[\s\S]*`

Required: No

Response Syntax

```
{
  "DelegatedServices": [
    {
      "DelegationEnabledDate": number,
      "ServicePrincipal": "string"
    }
  ],
  "NextToken": "string"
}
```

Response Elements

If the action is successful, the service sends back an HTTP 200 response.

The following data is returned in JSON format by the service.

DelegatedServices

The services for which the account is a delegated administrator.

Type: Array of [DelegatedService](#) objects

NextToken

If present, indicates that more output is available than is included in the current response. Use this value in the NextToken request parameter in a subsequent call to the operation to get the next part of the output. You should repeat this until the NextToken response element comes back as null.

Type: String

Length Constraints: Maximum length of 100000.

Pattern: `[\s\S]*`

Errors

For information about the errors that are common to all actions, see [Common Errors](#).

AccessDeniedException

You don't have permissions to perform the requested operation. The user or role that is making the request must have at least one IAM permissions policy attached that grants the required permissions. For more information, see [Access Management](#) in the *IAM User Guide*.

HTTP Status Code: 400

AccountNotFoundException

We can't find an AWS account with the AccountId that you specified, or the account whose credentials you used to make this request isn't a member of an organization.

HTTP Status Code: 400

AccountNotRegisteredException

The specified account is not a delegated administrator for this AWS service.

HTTP Status Code: 400

AWSOrganizationsNotInUseException

Your account isn't a member of an organization. To make this request, you must use the credentials of an account that belongs to an organization.

HTTP Status Code: 400

ConstraintViolationException


Performing this operation violates a minimum or maximum value limit. For example, attempting to remove the last service control policy (SCP) from an OU or root, inviting or creating too many accounts to the organization, or attaching too many policies to an account, OU, or root. This exception includes a reason that contains additional information about the violated limit:

Note

Some of the reasons in the following list might not be applicable to this specific API or operation.

- **ACCOUNT_CANNOT_LEAVE_ORGANIZATION:** You attempted to remove the management account from the organization. You can't remove the management account. Instead, after you remove all member accounts, delete the organization itself.
- **ACCOUNT_CANNOT_LEAVE_WITHOUT_PHONE_VERIFICATION:** You attempted to remove an account from the organization that doesn't yet have enough information to exist as a standalone account. This account requires you to first complete phone verification. Follow the steps at [Removing a member account from your organization](#) in the *AWS Organizations User Guide*.
- **ACCOUNT_CREATION_RATE_LIMIT_EXCEEDED:** You attempted to exceed the number of accounts that you can create in one day.
- **ACCOUNT_CREATION_NOT_COMPLETE:** Your account setup isn't complete or your account isn't fully active. You must complete the account setup before you create an organization.
- **ACCOUNT_NUMBER_LIMIT_EXCEEDED:** You attempted to exceed the limit on the number of accounts in an organization. If you need more accounts, contact [AWS Support](#) to request an increase in your limit.

Or the number of invitations that you tried to send would cause you to exceed the limit of accounts in your organization. Send fewer invitations or contact AWS Support to request an increase in the number of accounts.

 **Note**

Deleted and closed accounts still count toward your limit.

 **Important**

If you get this exception when running a command immediately after creating the organization, wait one hour and try again. After an hour, if the command continues to fail with this error, contact [AWS Support](#).

- **CANNOT_REGISTER_SUSPENDED_ACCOUNT_AS_DELEGATED_ADMINISTRATOR:** You cannot register a suspended account as a delegated administrator.
- **CANNOT_REGISTER_MASTER_AS_DELEGATED_ADMINISTRATOR:** You attempted to register the management account of the organization as a delegated administrator for an AWS service integrated with Organizations. You can designate only a member account as a delegated administrator.
- **CANNOT_CLOSE_MANAGEMENT_ACCOUNT:** You attempted to close the management account. To close the management account for the organization, you must first either remove or close all member accounts in the organization. Follow standard account closure process using root credentials.
- **CANNOT_REMOVE_DELEGATED_ADMINISTRATOR_FROM_ORG:** You attempted to remove an account that is registered as a delegated administrator for a service integrated with your organization. To complete this operation, you must first deregister this account as a delegated administrator.
- **CLOSE_ACCOUNT_QUOTA_EXCEEDED:** You have exceeded close account quota for the past 30 days.
- **CLOSE_ACCOUNT_REQUESTS_LIMIT_EXCEEDED:** You attempted to exceed the number of accounts that you can close at a time.
- **CREATE_ORGANIZATION_IN_BILLING_MODE_UNSUPPORTED_REGION:** To create an organization in the specified region, you must enable all features mode.

- **DELEGATED_ADMINISTRATOR_EXISTS_FOR_THIS_SERVICE:** You attempted to register an AWS account as a delegated administrator for an AWS service that already has a delegated administrator. To complete this operation, you must first deregister any existing delegated administrators for this service.
- **EMAIL_VERIFICATION_CODE_EXPIRED:** The email verification code is only valid for a limited period of time. You must resubmit the request and generate a new verification code.
- **HANDSHAKE_RATE_LIMIT_EXCEEDED:** You attempted to exceed the number of handshakes that you can send in one day.
- **INVALID_PAYMENT_INSTRUMENT:** You cannot remove an account because no supported payment method is associated with the account. AWS does not support cards issued by financial institutions in Russia or Belarus. For more information, see [Managing your AWS payments](#).
- **MASTER_ACCOUNT_ADDRESS_DOES_NOT_MATCH_MARKETPLACE:** To create an account in this organization, you first must migrate the organization's management account to the marketplace that corresponds to the management account's address. All accounts in an organization must be associated with the same marketplace.
- **MASTER_ACCOUNT_MISSING_BUSINESS_LICENSE:** Applies only to the AWS Regions in China. To create an organization, the master must have a valid business license. For more information, contact customer support.
- **MASTER_ACCOUNT_MISSING_CONTACT_INFO:** To complete this operation, you must first provide a valid contact address and phone number for the management account. Then try the operation again.
- **MASTER_ACCOUNT_NOT_GOV_CLOUD_ENABLED:** To complete this operation, the management account must have an associated account in the AWS GovCloud (US-West) Region. For more information, see [AWS Organizations](#) in the *AWS GovCloud User Guide*.
- **MASTER_ACCOUNT_PAYMENT_INSTRUMENT_REQUIRED:** To create an organization with this management account, you first must associate a valid payment instrument, such as a credit card, with the account. For more information, see [Considerations before removing an account from an organization](#) in the *AWS Organizations User Guide*.
- **MAX_DELEGATED_ADMINISTRATORS_FOR_SERVICE_LIMIT_EXCEEDED:** You attempted to register more delegated administrators than allowed for the service principal.
- **MAX_POLICY_TYPE_ATTACHMENT_LIMIT_EXCEEDED:** You attempted to exceed the number of policies of a certain type that can be attached to an entity at one time.
- **MAX_TAG_LIMIT_EXCEEDED:** You have exceeded the number of tags allowed on this resource.

- **MEMBER_ACCOUNT_PAYMENT_INSTRUMENT_REQUIRED:** To complete this operation with this member account, you first must associate a valid payment instrument, such as a credit card, with the account. For more information, see [Considerations before removing an account from an organization](#) in the *AWS Organizations User Guide*.
- **MIN_POLICY_TYPE_ATTACHMENT_LIMIT_EXCEEDED:** You attempted to detach a policy from an entity that would cause the entity to have fewer than the minimum number of policies of a certain type required.
- **ORGANIZATION_NOT_IN_ALL_FEATURES_MODE:** You attempted to perform an operation that requires the organization to be configured to support all features. An organization that supports only consolidated billing features can't perform this operation.
- **OU_DEPTH_LIMIT_EXCEEDED:** You attempted to create an OU tree that is too many levels deep.
- **OU_NUMBER_LIMIT_EXCEEDED:** You attempted to exceed the number of OUs that you can have in an organization.
- **POLICY_CONTENT_LIMIT_EXCEEDED:** You attempted to create a policy that is larger than the maximum size.
- **POLICY_NUMBER_LIMIT_EXCEEDED:** You attempted to exceed the number of policies that you can have in an organization.
- **SERVICE_ACCESS_NOT_ENABLED:** You attempted to register a delegated administrator before you enabled service access. Call the `EnableAWSServiceAccess` API first.
- **TAG_POLICY_VIOLATION:** You attempted to create or update a resource with tags that are not compliant with the tag policy requirements for this account.
- **WAIT_PERIOD_ACTIVE:** After you create an AWS account, you must wait until at least seven days after the account was created. Invited accounts aren't subject to this waiting period.

HTTP Status Code: 400

InvalidInputException

The requested operation failed because you provided invalid values for one or more of the request parameters. This exception includes a reason that contains additional information about the violated limit:

Note

Some of the reasons in the following list might not be applicable to this specific API or operation.

- **DUPLICATE_TAG_KEY:** Tag keys must be unique among the tags attached to the same entity.
- **IMMUTABLE_POLICY:** You specified a policy that is managed by AWS and can't be modified.
- **INPUT_REQUIRED:** You must include a value for all required parameters.
- **INVALID_EMAIL_ADDRESS_TARGET:** You specified an invalid email address for the invited account owner.
- **INVALID_ENUM:** You specified an invalid value.
- **INVALID_ENUM_POLICY_TYPE:** You specified an invalid policy type string.
- **INVALID_FULL_NAME_TARGET:** You specified a full name that contains invalid characters.
- **INVALID_LIST_MEMBER:** You provided a list to a parameter that contains at least one invalid value.
- **INVALID_PAGINATION_TOKEN:** Get the value for the NextToken parameter from the response to a previous call of the operation.
- **INVALID_PARTY_TYPE_TARGET:** You specified the wrong type of entity (account, organization, or email) as a party.
- **INVALID_PATTERN:** You provided a value that doesn't match the required pattern.
- **INVALID_PATTERN_TARGET_ID:** You specified a policy target ID that doesn't match the required pattern.
- **INVALID_ROLE_NAME:** You provided a role name that isn't valid. A role name can't begin with the reserved prefix `AWSServiceRoleFor`.
- **INVALID_SYNTAX_ORGANIZATION_ARN:** You specified an invalid Amazon Resource Name (ARN) for the organization.
- **INVALID_SYNTAX_POLICY_ID:** You specified an invalid policy ID.
- **INVALID_SYSTEM_TAGS_PARAMETER:** You specified a tag key that is a system tag. You can't add, edit, or delete system tag keys because they're reserved for AWS use. System tags don't count against your tags per resource limit.
- **MAX_FILTER_LIMIT_EXCEEDED:** You can specify only one filter parameter for the operation.
- **MAX_LENGTH_EXCEEDED:** You provided a string parameter that is longer than allowed.

- **MAX_VALUE_EXCEEDED:** You provided a numeric parameter that has a larger value than allowed.
- **MIN_LENGTH_EXCEEDED:** You provided a string parameter that is shorter than allowed.
- **MIN_VALUE_EXCEEDED:** You provided a numeric parameter that has a smaller value than allowed.
- **MOVING_ACCOUNT_BETWEEN_DIFFERENT_ROOTS:** You can move an account only between entities in the same root.
- **TARGET_NOT_SUPPORTED:** You can't perform the specified operation on that target entity.
- **UNRECOGNIZED_SERVICE_PRINCIPAL:** You specified a service principal that isn't recognized.

HTTP Status Code: 400

ServiceException

AWS Organizations can't complete your request because of an internal service error. Try again later.

HTTP Status Code: 500

TooManyRequestsException

You have sent too many requests in too short a period of time. The quota helps protect against denial-of-service attacks. Try again later.

For information about quotas that affect AWS Organizations, see [Quotas for AWS Organizations](#) in the *AWS Organizations User Guide*.

HTTP Status Code: 400

UnsupportedAPIEndpointException

This action isn't available in the current AWS Region.

HTTP Status Code: 400

Examples

Example

This example illustrates one usage of `ListDelegatedServicesForAccount`.

Sample Request

```
POST / HTTP/1.1
X-Amz-Target: AWSOrganizationsV20161128.ListDelegatedServicesForAccount

{ "AccountId": "111111111111" }
```

Sample Response

```
HTTP/1.1 200 OK
Content-Type: application/json

{
  "DelegatedServices": [
    {
      "ServicePrincipal": "example.amazonaws.com",
      "DelegationEnabledDate": 1470684478.687
    }
  ]
}
```

See Also

For more information about using this API in one of the language-specific AWS SDKs, see the following:

- [AWS Command Line Interface](#)
- [AWS SDK for .NET](#)
- [AWS SDK for C++](#)
- [AWS SDK for Go v2](#)
- [AWS SDK for Java V2](#)
- [AWS SDK for JavaScript V3](#)
- [AWS SDK for PHP V3](#)
- [AWS SDK for Python](#)
- [AWS SDK for Ruby V3](#)

ListHandshakesForAccount

Lists the current handshakes that are associated with the account of the requesting user.

Handshakes that are ACCEPTED, DECLINED, CANCELED, or EXPIRED appear in the results of this API for only 30 days after changing to that state. After that, they're deleted and no longer accessible.

Note

Always check the `NextToken` response parameter for a `null` value when calling a `List*` operation. These operations can occasionally return an empty set of results even when there are more results available. The `NextToken` response parameter value is `null` *only* when there are no more results to display.

This operation can be called from any account in the organization.

Request Syntax

```
{
  "Filter": {
    "ActionType": "string",
    "ParentHandshakeId": "string"
  },
  "MaxResults": number,
  "NextToken": "string"
}
```

Request Parameters

For information about the parameters that are common to all actions, see [Common Parameters](#).

The request accepts the following data in JSON format.

Filter

Filters the handshakes that you want included in the response. The default is all types. Use the `ActionType` element to limit the output to only a specified type, such as `INVITE`, `ENABLE_ALL_FEATURES`, or `APPROVE_ALL_FEATURES`. Alternatively, for the

ENABLE_ALL_FEATURES handshake that generates a separate child handshake for each member account, you can specify `ParentHandshakeId` to see only the handshakes that were generated by that parent request.

Type: [HandshakeFilter](#) object

Required: No

MaxResults

The total number of results that you want included on each page of the response. If you do not include this parameter, it defaults to a value that is specific to the operation. If additional items exist beyond the maximum you specify, the `NextToken` response element is present and has a value (is not null). Include that value as the `NextToken` request parameter in the next call to the operation to get the next part of the results. Note that Organizations might return fewer results than the maximum even when there are more results available. You should check `NextToken` after every operation to ensure that you receive all of the results.

Type: Integer

Valid Range: Minimum value of 1. Maximum value of 20.

Required: No

NextToken

The parameter for receiving additional results if you receive a `NextToken` response in a previous request. A `NextToken` response indicates that more output is available. Set this parameter to the value of the previous call's `NextToken` response to indicate where the output should continue from.

Type: String

Length Constraints: Maximum length of 100000.

Pattern: `[\s\S]*`

Required: No

Response Syntax

```
{
  "Handshakes": [
```

```

{
  "Action": "string",
  "Arn": "string",
  "ExpirationTimestamp": number,
  "Id": "string",
  "Parties": [
    {
      "Id": "string",
      "Type": "string"
    }
  ],
  "RequestedTimestamp": number,
  "Resources": [
    {
      "Resources": [
        "HandshakeResource"
      ],
      "Type": "string",
      "Value": "string"
    }
  ],
  "State": "string"
}
],
"NextToken": "string"
}

```

Response Elements

If the action is successful, the service sends back an HTTP 200 response.

The following data is returned in JSON format by the service.

Handshakes

A list of [Handshake](#) objects with details about each of the handshakes that is associated with the specified account.

Type: Array of [Handshake](#) objects

NextToken

If present, indicates that more output is available than is included in the current response. Use this value in the NextToken request parameter in a subsequent call to the operation to get the

next part of the output. You should repeat this until the `NextToken` response element comes back as `null`.

Type: String

Length Constraints: Maximum length of 100000.

Pattern: `[\s\S]*`

Errors

For information about the errors that are common to all actions, see [Common Errors](#).

AccessDeniedException

You don't have permissions to perform the requested operation. The user or role that is making the request must have at least one IAM permissions policy attached that grants the required permissions. For more information, see [Access Management](#) in the *IAM User Guide*.

HTTP Status Code: 400

ConcurrentModificationException

The target of the operation is currently being modified by a different request. Try again later.

HTTP Status Code: 400

InvalidInputException

The requested operation failed because you provided invalid values for one or more of the request parameters. This exception includes a reason that contains additional information about the violated limit:

Note

Some of the reasons in the following list might not be applicable to this specific API or operation.

- `DUPLICATE_TAG_KEY`: Tag keys must be unique among the tags attached to the same entity.
- `IMMUTABLE_POLICY`: You specified a policy that is managed by AWS and can't be modified.
- `INPUT_REQUIRED`: You must include a value for all required parameters.

- **INVALID_EMAIL_ADDRESS_TARGET:** You specified an invalid email address for the invited account owner.
- **INVALID_ENUM:** You specified an invalid value.
- **INVALID_ENUM_POLICY_TYPE:** You specified an invalid policy type string.
- **INVALID_FULL_NAME_TARGET:** You specified a full name that contains invalid characters.
- **INVALID_LIST_MEMBER:** You provided a list to a parameter that contains at least one invalid value.
- **INVALID_PAGINATION_TOKEN:** Get the value for the `NextToken` parameter from the response to a previous call of the operation.
- **INVALID_PARTY_TYPE_TARGET:** You specified the wrong type of entity (account, organization, or email) as a party.
- **INVALID_PATTERN:** You provided a value that doesn't match the required pattern.
- **INVALID_PATTERN_TARGET_ID:** You specified a policy target ID that doesn't match the required pattern.
- **INVALID_ROLE_NAME:** You provided a role name that isn't valid. A role name can't begin with the reserved prefix `AWSServiceRoleFor`.
- **INVALID_SYNTAX_ORGANIZATION_ARN:** You specified an invalid Amazon Resource Name (ARN) for the organization.
- **INVALID_SYNTAX_POLICY_ID:** You specified an invalid policy ID.
- **INVALID_SYSTEM_TAGS_PARAMETER:** You specified a tag key that is a system tag. You can't add, edit, or delete system tag keys because they're reserved for AWS use. System tags don't count against your tags per resource limit.
- **MAX_FILTER_LIMIT_EXCEEDED:** You can specify only one filter parameter for the operation.
- **MAX_LENGTH_EXCEEDED:** You provided a string parameter that is longer than allowed.
- **MAX_VALUE_EXCEEDED:** You provided a numeric parameter that has a larger value than allowed.
- **MIN_LENGTH_EXCEEDED:** You provided a string parameter that is shorter than allowed.
- **MIN_VALUE_EXCEEDED:** You provided a numeric parameter that has a smaller value than allowed.
- **MOVING_ACCOUNT_BETWEEN_DIFFERENT_ROOTS:** You can move an account only between entities in the same root.
- **TARGET_NOT_SUPPORTED:** You can't perform the specified operation on that target entity.

- **UNRECOGNIZED_SERVICE_PRINCIPAL**: You specified a service principal that isn't recognized.

HTTP Status Code: 400

ServiceException

AWS Organizations can't complete your request because of an internal service error. Try again later.

HTTP Status Code: 500

TooManyRequestsException

You have sent too many requests in too short a period of time. The quota helps protect against denial-of-service attacks. Try again later.

For information about quotas that affect AWS Organizations, see [Quotas for AWS Organizations](#) in the *AWS Organizations User Guide*.

HTTP Status Code: 400

Examples

Example

The following example shows how to get a list of all handshakes that are associated with the account of the credentials that were used to call the operation.

Sample Request

```
POST / HTTP/1.1
X-Amz-Target: AWSOrganizationsV20161128.ListHandshakesForAccount

{}
```

Sample Response

```
HTTP/1.1 200 OK
Content-Type: application/json

{
  "Handshake": {
    "Action": "INVITE",
```

```
"Arn": "arn:aws:organizations::111111111111:handshake/o-exampleorgid/invite/h-examplehandshakeid111",
"ExpirationTimestamp": 1482952459.257,
"Id": "h-examplehandshakeid111",
"Parties": [
  {
    "Id": "o-exampleorgid",
    "Type": "ORGANIZATION"
  },
  {
    "Id": "juan@example.com",
    "Type": "EMAIL"
  }
],
"RequestedTimestamp": 1481656459.257,
"Resources": [
  {
    "Resources": [
      {
        "Type": "MASTER_EMAIL",
        "Value": "diego@example.com"
      },
      {
        "Type": "MASTER_NAME",
        "Value": "Org management account"
      },
      {
        "Type": "ORGANIZATION_FEATURE_SET",
        "Value": "FULL"
      }
    ],
    "Type": "ORGANIZATION",
    "Value": "o-exampleorgid"
  },
  {
    "Type": "EMAIL",
    "Value": "juan@example.com"
  }
],
"State": "OPEN"
}
```

See Also

For more information about using this API in one of the language-specific AWS SDKs, see the following:

- [AWS Command Line Interface](#)
- [AWS SDK for .NET](#)
- [AWS SDK for C++](#)
- [AWS SDK for Go v2](#)
- [AWS SDK for Java V2](#)
- [AWS SDK for JavaScript V3](#)
- [AWS SDK for PHP V3](#)
- [AWS SDK for Python](#)
- [AWS SDK for Ruby V3](#)

ListHandshakesForOrganization

Lists the handshakes that are associated with the organization that the requesting user is part of. The `ListHandshakesForOrganization` operation returns a list of handshake structures. Each structure contains details and status about a handshake.

Handshakes that are `ACCEPTED`, `DECLINED`, `CANCELED`, or `EXPIRED` appear in the results of this API for only 30 days after changing to that state. After that, they're deleted and no longer accessible.

Note

Always check the `NextToken` response parameter for a `null` value when calling a `List*` operation. These operations can occasionally return an empty set of results even when there are more results available. The `NextToken` response parameter value is `null` *only* when there are no more results to display.

This operation can be called only from the organization's management account or by a member account that is a delegated administrator for an AWS service.

Request Syntax

```
{
  "Filter": {
    "ActionType": "string",
    "ParentHandshakeId": "string"
  },
  "MaxResults": number,
  "NextToken": "string"
}
```

Request Parameters

For information about the parameters that are common to all actions, see [Common Parameters](#).

The request accepts the following data in JSON format.

Filter

A filter of the handshakes that you want included in the response. The default is all types. Use the `ActionType` element to limit the output to only a specified type, such as `INVITE`, `ENABLE-ALL-FEATURES`, or `APPROVE-ALL-FEATURES`. Alternatively, for the `ENABLE-ALL-FEATURES` handshake that generates a separate child handshake for each member account, you can specify the `ParentHandshakeId` to see only the handshakes that were generated by that parent request.

Type: [HandshakeFilter](#) object

Required: No

MaxResults

The total number of results that you want included on each page of the response. If you do not include this parameter, it defaults to a value that is specific to the operation. If additional items exist beyond the maximum you specify, the `NextToken` response element is present and has a value (is not null). Include that value as the `NextToken` request parameter in the next call to the operation to get the next part of the results. Note that Organizations might return fewer results than the maximum even when there are more results available. You should check `NextToken` after every operation to ensure that you receive all of the results.

Type: Integer

Valid Range: Minimum value of 1. Maximum value of 20.

Required: No

NextToken

The parameter for receiving additional results if you receive a `NextToken` response in a previous request. A `NextToken` response indicates that more output is available. Set this parameter to the value of the previous call's `NextToken` response to indicate where the output should continue from.

Type: String

Length Constraints: Maximum length of 100000.

Pattern: `[\s\S]*`

Required: No

Response Syntax

```
{
  "Handshakes": [
    {
      "Action": "string",
      "Arn": "string",
      "ExpirationTimestamp": number,
      "Id": "string",
      "Parties": [
        {
          "Id": "string",
          "Type": "string"
        }
      ],
      "RequestedTimestamp": number,
      "Resources": [
        {
          "Resources": [
            "HandshakeResource"
          ],
          "Type": "string",
          "Value": "string"
        }
      ],
      "State": "string"
    }
  ],
  "NextToken": "string"
}
```

Response Elements

If the action is successful, the service sends back an HTTP 200 response.

The following data is returned in JSON format by the service.

Handshakes

A list of [Handshake](#) objects with details about each of the handshakes that are associated with an organization.

Type: Array of [Handshake](#) objects

NextToken

If present, indicates that more output is available than is included in the current response. Use this value in the `NextToken` request parameter in a subsequent call to the operation to get the next part of the output. You should repeat this until the `NextToken` response element comes back as `null`.

Type: String

Length Constraints: Maximum length of 100000.

Pattern: `[\s\S]*`

Errors

For information about the errors that are common to all actions, see [Common Errors](#).

AccessDeniedException

You don't have permissions to perform the requested operation. The user or role that is making the request must have at least one IAM permissions policy attached that grants the required permissions. For more information, see [Access Management](#) in the *IAM User Guide*.

HTTP Status Code: 400

AWSOrganizationsNotInUseException

Your account isn't a member of an organization. To make this request, you must use the credentials of an account that belongs to an organization.

HTTP Status Code: 400

ConcurrentModificationException

The target of the operation is currently being modified by a different request. Try again later.

HTTP Status Code: 400

InvalidInputException

The requested operation failed because you provided invalid values for one or more of the request parameters. This exception includes a reason that contains additional information about the violated limit:

Note

Some of the reasons in the following list might not be applicable to this specific API or operation.

- **DUPLICATE_TAG_KEY:** Tag keys must be unique among the tags attached to the same entity.
- **IMMUTABLE_POLICY:** You specified a policy that is managed by AWS and can't be modified.
- **INPUT_REQUIRED:** You must include a value for all required parameters.
- **INVALID_EMAIL_ADDRESS_TARGET:** You specified an invalid email address for the invited account owner.
- **INVALID_ENUM:** You specified an invalid value.
- **INVALID_ENUM_POLICY_TYPE:** You specified an invalid policy type string.
- **INVALID_FULL_NAME_TARGET:** You specified a full name that contains invalid characters.
- **INVALID_LIST_MEMBER:** You provided a list to a parameter that contains at least one invalid value.
- **INVALID_PAGINATION_TOKEN:** Get the value for the NextToken parameter from the response to a previous call of the operation.
- **INVALID_PARTY_TYPE_TARGET:** You specified the wrong type of entity (account, organization, or email) as a party.
- **INVALID_PATTERN:** You provided a value that doesn't match the required pattern.
- **INVALID_PATTERN_TARGET_ID:** You specified a policy target ID that doesn't match the required pattern.
- **INVALID_ROLE_NAME:** You provided a role name that isn't valid. A role name can't begin with the reserved prefix `AWSServiceRoleFor`.
- **INVALID_SYNTAX_ORGANIZATION_ARN:** You specified an invalid Amazon Resource Name (ARN) for the organization.
- **INVALID_SYNTAX_POLICY_ID:** You specified an invalid policy ID.
- **INVALID_SYSTEM_TAGS_PARAMETER:** You specified a tag key that is a system tag. You can't add, edit, or delete system tag keys because they're reserved for AWS use. System tags don't count against your tags per resource limit.
- **MAX_FILTER_LIMIT_EXCEEDED:** You can specify only one filter parameter for the operation.

- **MAX_LENGTH_EXCEEDED**: You provided a string parameter that is longer than allowed.
- **MAX_VALUE_EXCEEDED**: You provided a numeric parameter that has a larger value than allowed.
- **MIN_LENGTH_EXCEEDED**: You provided a string parameter that is shorter than allowed.
- **MIN_VALUE_EXCEEDED**: You provided a numeric parameter that has a smaller value than allowed.
- **MOVING_ACCOUNT_BETWEEN_DIFFERENT_ROOTS**: You can move an account only between entities in the same root.
- **TARGET_NOT_SUPPORTED**: You can't perform the specified operation on that target entity.
- **UNRECOGNIZED_SERVICE_PRINCIPAL**: You specified a service principal that isn't recognized.

HTTP Status Code: 400

ServiceException

AWS Organizations can't complete your request because of an internal service error. Try again later.

HTTP Status Code: 500

TooManyRequestsException

You have sent too many requests in too short a period of time. The quota helps protect against denial-of-service attacks. Try again later.

For information about quotas that affect AWS Organizations, see [Quotas for AWS Organizations](#) in the *AWS Organizations User Guide*.

HTTP Status Code: 400

Examples

Example

The following example shows how to get a list of handshakes that are associated with the current organization. The example response shows two handshakes. The first one is an invitation to Juan's account and shows a state of OPEN. The second is an invitation to Anika's account and shows a state of ACCEPTED.

Sample Request

```
POST / HTTP/1.1
```

```
X-Amz-Target: AWSOrganizationsV20161128.ListHandshakesForOrganization
```

```
{}
```

Sample Response

```
HTTP/1.1 200 OK
```

```
Content-Type: application/json
```

```
{
  "Handshakes": [
    {
      "Action": "INVITE",
      "Arn": "arn:aws:organizations::111111111111:handshake/o-exampleorgid/invite/h-examplehandshakeid111",
      "ExpirationTimestamp": 1482952459.257,
      "Id": "h-examplehandshakeid111",
      "Parties": [
        {
          "Id": "o-exampleorgid",
          "Type": "ORGANIZATION"
        },
        {
          "Id": "juan@example.com",
          "Type": "EMAIL"
        }
      ],
      "RequestedTimestamp": 1481656459.257,
      "Resources": [
        {
          "Resources": [
            {
              "Type": "MASTER_EMAIL",
              "Value": "diego@example.com"
            },
            {
              "Type": "MASTER_NAME",
              "Value": "Org Management account"
            }
          ]
        }
      ]
    }
  ]
}
```

```

        "Type": "ORGANIZATION_FEATURE_SET",
        "Value": "FULL"
    }
],
    "Type": "ORGANIZATION",
    "Value": "o-exampleorgid"
},
{
    "Type": "EMAIL",
    "Value": "juan@example.com"
},
{
    "Type": "NOTES",
    "Value": "This is an invitation to Juan's account to join Diego's
organization."
}
],
    "State": "OPEN"
},
{
    "Action": "INVITE",
    "State": "ACCEPTED",
    "Arn": "arn:aws:organizations::111111111111:handshake/o-exampleorgid/invite/h-
examplehandshakeid111",
    "ExpirationTimestamp": 1.471797437427E9,
    "Id": "h-examplehandshakeid222",
    "Parties": [
        {
            "Id": "o-exampleorgid",
            "Type": "ORGANIZATION"
        },
        {
            "Id": "anika@example.com",
            "Type": "EMAIL"
        }
    ]
},
    "RequestedTimestamp": 1.469205437427E9,
    "Resources": [
        {
            "Resources": [
                {
                    "Type": "MASTER_EMAIL",
                    "Value": "diego@example.com"
                }
            ]
        }
    ],

```

```
    {
      "Type": "MASTER_NAME",
      "Value": "Management account"
    }
  ],
  "Type": "ORGANIZATION",
  "Value": "o-exampleorgid"
},
{
  "Type": "EMAIL",
  "Value": "anika@example.com"
},
{
  "Type": "NOTES",
  "Value": "This is an invitation to Anika's account to join Diego's
organization."
}
]
}
]
```

See Also

For more information about using this API in one of the language-specific AWS SDKs, see the following:

- [AWS Command Line Interface](#)
- [AWS SDK for .NET](#)
- [AWS SDK for C++](#)
- [AWS SDK for Go v2](#)
- [AWS SDK for Java V2](#)
- [AWS SDK for JavaScript V3](#)
- [AWS SDK for PHP V3](#)
- [AWS SDK for Python](#)
- [AWS SDK for Ruby V3](#)

ListOrganizationalUnitsForParent

Lists the organizational units (OUs) in a parent organizational unit or root.

Note

Always check the `NextToken` response parameter for a `null` value when calling a `List*` operation. These operations can occasionally return an empty set of results even when there are more results available. The `NextToken` response parameter value is `null` *only* when there are no more results to display.

This operation can be called only from the organization's management account or by a member account that is a delegated administrator for an AWS service.

Request Syntax

```
{
  "MaxResults": number,
  "NextToken": "string",
  "ParentId": "string"
}
```

Request Parameters

For information about the parameters that are common to all actions, see [Common Parameters](#).

The request accepts the following data in JSON format.

MaxResults

The total number of results that you want included on each page of the response. If you do not include this parameter, it defaults to a value that is specific to the operation. If additional items exist beyond the maximum you specify, the `NextToken` response element is present and has a value (is not null). Include that value as the `NextToken` request parameter in the next call to the operation to get the next part of the results. Note that Organizations might return fewer results than the maximum even when there are more results available. You should check `NextToken` after every operation to ensure that you receive all of the results.

Type: Integer

Valid Range: Minimum value of 1. Maximum value of 20.

Required: No

NextToken

The parameter for receiving additional results if you receive a NextToken response in a previous request. A NextToken response indicates that more output is available. Set this parameter to the value of the previous call's NextToken response to indicate where the output should continue from.

Type: String

Length Constraints: Maximum length of 100000.

Pattern: `[\s\S]*`

Required: No

ParentId

The unique identifier (ID) of the root or OU whose child OUs you want to list.

The [regex pattern](#) for a parent ID string requires one of the following:

- **Root** - A string that begins with "r-" followed by from 4 to 32 lowercase letters or digits.
- **Organizational unit (OU)** - A string that begins with "ou-" followed by from 4 to 32 lowercase letters or digits (the ID of the root that the OU is in). This string is followed by a second "-" dash and from 8 to 32 additional lowercase letters or digits.

Type: String

Length Constraints: Maximum length of 100.

Pattern: `^(r-[0-9a-z]{4,32})|(ou-[0-9a-z]{4,32}-[a-z0-9]{8,32})$`

Required: Yes

Response Syntax

```
{
  "NextToken": "string",
  "OrganizationalUnits": [
```



```
{
  "Arn": "string",
  "Id": "string",
  "Name": "string"
}
```

Response Elements

If the action is successful, the service sends back an HTTP 200 response.

The following data is returned in JSON format by the service.

NextToken

If present, indicates that more output is available than is included in the current response. Use this value in the `NextToken` request parameter in a subsequent call to the operation to get the next part of the output. You should repeat this until the `NextToken` response element comes back as `null`.

Type: String

Length Constraints: Maximum length of 100000.

Pattern: `[\s\S]*`

OrganizationalUnits

A list of the OUs in the specified root or parent OU.

Type: Array of [OrganizationalUnit](#) objects

Errors

For information about the errors that are common to all actions, see [Common Errors](#).

AccessDeniedException

You don't have permissions to perform the requested operation. The user or role that is making the request must have at least one IAM permissions policy attached that grants the required permissions. For more information, see [Access Management](#) in the *IAM User Guide*.

HTTP Status Code: 400

AWSOrganizationsNotInUseException

Your account isn't a member of an organization. To make this request, you must use the credentials of an account that belongs to an organization.

HTTP Status Code: 400

InvalidInputException

The requested operation failed because you provided invalid values for one or more of the request parameters. This exception includes a reason that contains additional information about the violated limit:

Note

Some of the reasons in the following list might not be applicable to this specific API or operation.

- **DUPLICATE_TAG_KEY:** Tag keys must be unique among the tags attached to the same entity.
- **IMMUTABLE_POLICY:** You specified a policy that is managed by AWS and can't be modified.
- **INPUT_REQUIRED:** You must include a value for all required parameters.
- **INVALID_EMAIL_ADDRESS_TARGET:** You specified an invalid email address for the invited account owner.
- **INVALID_ENUM:** You specified an invalid value.
- **INVALID_ENUM_POLICY_TYPE:** You specified an invalid policy type string.
- **INVALID_FULL_NAME_TARGET:** You specified a full name that contains invalid characters.
- **INVALID_LIST_MEMBER:** You provided a list to a parameter that contains at least one invalid value.
- **INVALID_PAGINATION_TOKEN:** Get the value for the `NextToken` parameter from the response to a previous call of the operation.
- **INVALID_PARTY_TYPE_TARGET:** You specified the wrong type of entity (account, organization, or email) as a party.
- **INVALID_PATTERN:** You provided a value that doesn't match the required pattern.

- **INVALID_PATTERN_TARGET_ID:** You specified a policy target ID that doesn't match the required pattern.
- **INVALID_ROLE_NAME:** You provided a role name that isn't valid. A role name can't begin with the reserved prefix `AWSServiceRoleFor`.
- **INVALID_SYNTAX_ORGANIZATION_ARN:** You specified an invalid Amazon Resource Name (ARN) for the organization.
- **INVALID_SYNTAX_POLICY_ID:** You specified an invalid policy ID.
- **INVALID_SYSTEM_TAGS_PARAMETER:** You specified a tag key that is a system tag. You can't add, edit, or delete system tag keys because they're reserved for AWS use. System tags don't count against your tags per resource limit.
- **MAX_FILTER_LIMIT_EXCEEDED:** You can specify only one filter parameter for the operation.
- **MAX_LENGTH_EXCEEDED:** You provided a string parameter that is longer than allowed.
- **MAX_VALUE_EXCEEDED:** You provided a numeric parameter that has a larger value than allowed.
- **MIN_LENGTH_EXCEEDED:** You provided a string parameter that is shorter than allowed.
- **MIN_VALUE_EXCEEDED:** You provided a numeric parameter that has a smaller value than allowed.
- **MOVING_ACCOUNT_BETWEEN_DIFFERENT_ROOTS:** You can move an account only between entities in the same root.
- **TARGET_NOT_SUPPORTED:** You can't perform the specified operation on that target entity.
- **UNRECOGNIZED_SERVICE_PRINCIPAL:** You specified a service principal that isn't recognized.

HTTP Status Code: 400

ParentNotFoundException

We can't find a root or OU with the `ParentId` that you specified.

HTTP Status Code: 400

ServiceException

AWS Organizations can't complete your request because of an internal service error. Try again later.

HTTP Status Code: 500

TooManyRequestsException

You have sent too many requests in too short a period of time. The quota helps protect against denial-of-service attacks. Try again later.

For information about quotas that affect AWS Organizations, see [Quotas for AWS Organizations](#) in the *AWS Organizations User Guide*.

HTTP Status Code: 400

Examples

Example

The following example shows how to get a list of OUs in a specified root.

Sample Request

```
POST / HTTP/1.1
X-Amz-Target: AWSOrganizationsV20161128.ListOrganizationalUnitsForParent

{ "ParentId": "r-examplerootid111" }
```

Sample Response

```
HTTP/1.1 200 OK
Content-Type: application/json

{
  "OrganizationalUnits": [
    {
      "Name": "AccountingDepartment",
      "Arn": "arn:aws:organizations::111111111111:ou/o-exampleorgid/ou-examplerootid111-exampleouid111"
    },
    {
      "Name": "ProductionDepartment",
      "Arn": "arn:aws:organizations::222222222222:ou/o-exampleorgid/ou-examplerootid111-exampleouid222"
    }
  ]
}
```

```
}
```

See Also

For more information about using this API in one of the language-specific AWS SDKs, see the following:

- [AWS Command Line Interface](#)
- [AWS SDK for .NET](#)
- [AWS SDK for C++](#)
- [AWS SDK for Go v2](#)
- [AWS SDK for Java V2](#)
- [AWS SDK for JavaScript V3](#)
- [AWS SDK for PHP V3](#)
- [AWS SDK for Python](#)
- [AWS SDK for Ruby V3](#)

ListParents

Lists the root or organizational units (OUs) that serve as the immediate parent of the specified child OU or account. This operation, along with [ListChildren](#) enables you to traverse the tree structure that makes up this root.

Note

Always check the `NextToken` response parameter for a `null` value when calling a `List*` operation. These operations can occasionally return an empty set of results even when there are more results available. The `NextToken` response parameter value is `null` *only* when there are no more results to display.

This operation can be called only from the organization's management account or by a member account that is a delegated administrator for an AWS service.

Note

In the current release, a child can have only a single parent.

Request Syntax

```
{
  "ChildId": "string",
  "MaxResults": number,
  "NextToken": "string"
}
```

Request Parameters

For information about the parameters that are common to all actions, see [Common Parameters](#).

The request accepts the following data in JSON format.

ChildId

The unique identifier (ID) of the OU or account whose parent containers you want to list. Don't specify a root.

The [regex pattern](#) for a child ID string requires one of the following:

- **Account** - A string that consists of exactly 12 digits.
- **Organizational unit (OU)** - A string that begins with "ou-" followed by from 4 to 32 lowercase letters or digits (the ID of the root that contains the OU). This string is followed by a second "-" dash and from 8 to 32 additional lowercase letters or digits.

Type: String

Length Constraints: Maximum length of 100.

Pattern: `^(\\d{12})|(ou-[0-9a-z]{4,32}-[a-z0-9]{8,32})$`

Required: Yes

[MaxResults](#)

The total number of results that you want included on each page of the response. If you do not include this parameter, it defaults to a value that is specific to the operation. If additional items exist beyond the maximum you specify, the `NextToken` response element is present and has a value (is not null). Include that value as the `NextToken` request parameter in the next call to the operation to get the next part of the results. Note that Organizations might return fewer results than the maximum even when there are more results available. You should check `NextToken` after every operation to ensure that you receive all of the results.

Type: Integer

Valid Range: Minimum value of 1. Maximum value of 20.

Required: No

[NextToken](#)

The parameter for receiving additional results if you receive a `NextToken` response in a previous request. A `NextToken` response indicates that more output is available. Set this parameter to the value of the previous call's `NextToken` response to indicate where the output should continue from.

Type: String

Length Constraints: Maximum length of 100000.

Pattern: `[\s\S]*`

Required: No

Response Syntax

```
{
  "NextToken": "string",
  "Parents": [
    {
      "Id": "string",
      "Type": "string"
    }
  ]
}
```

Response Elements

If the action is successful, the service sends back an HTTP 200 response.

The following data is returned in JSON format by the service.

NextToken

If present, indicates that more output is available than is included in the current response. Use this value in the `NextToken` request parameter in a subsequent call to the operation to get the next part of the output. You should repeat this until the `NextToken` response element comes back as `null`.

Type: String

Length Constraints: Maximum length of 100000.

Pattern: `[\s\S]*`

Parents

A list of parents for the specified child account or OU.

Type: Array of [Parent](#) objects

Errors

For information about the errors that are common to all actions, see [Common Errors](#).

AccessDeniedException

You don't have permissions to perform the requested operation. The user or role that is making the request must have at least one IAM permissions policy attached that grants the required permissions. For more information, see [Access Management](#) in the *IAM User Guide*.

HTTP Status Code: 400

AWSOrganizationsNotInUseException

Your account isn't a member of an organization. To make this request, you must use the credentials of an account that belongs to an organization.

HTTP Status Code: 400

ChildNotFoundException

We can't find an organizational unit (OU) or AWS account with the `ChildId` that you specified.

HTTP Status Code: 400

InvalidInputException

The requested operation failed because you provided invalid values for one or more of the request parameters. This exception includes a reason that contains additional information about the violated limit:

Note

Some of the reasons in the following list might not be applicable to this specific API or operation.

- `DUPLICATE_TAG_KEY`: Tag keys must be unique among the tags attached to the same entity.
- `IMMUTABLE_POLICY`: You specified a policy that is managed by AWS and can't be modified.
- `INPUT_REQUIRED`: You must include a value for all required parameters.
- `INVALID_EMAIL_ADDRESS_TARGET`: You specified an invalid email address for the invited account owner.

- **INVALID_ENUM:** You specified an invalid value.
- **INVALID_ENUM_POLICY_TYPE:** You specified an invalid policy type string.
- **INVALID_FULL_NAME_TARGET:** You specified a full name that contains invalid characters.
- **INVALID_LIST_MEMBER:** You provided a list to a parameter that contains at least one invalid value.
- **INVALID_PAGINATION_TOKEN:** Get the value for the `NextToken` parameter from the response to a previous call of the operation.
- **INVALID_PARTY_TYPE_TARGET:** You specified the wrong type of entity (account, organization, or email) as a party.
- **INVALID_PATTERN:** You provided a value that doesn't match the required pattern.
- **INVALID_PATTERN_TARGET_ID:** You specified a policy target ID that doesn't match the required pattern.
- **INVALID_ROLE_NAME:** You provided a role name that isn't valid. A role name can't begin with the reserved prefix `AWSServiceRoleFor`.
- **INVALID_SYNTAX_ORGANIZATION_ARN:** You specified an invalid Amazon Resource Name (ARN) for the organization.
- **INVALID_SYNTAX_POLICY_ID:** You specified an invalid policy ID.
- **INVALID_SYSTEM_TAGS_PARAMETER:** You specified a tag key that is a system tag. You can't add, edit, or delete system tag keys because they're reserved for AWS use. System tags don't count against your tags per resource limit.
- **MAX_FILTER_LIMIT_EXCEEDED:** You can specify only one filter parameter for the operation.
- **MAX_LENGTH_EXCEEDED:** You provided a string parameter that is longer than allowed.
- **MAX_VALUE_EXCEEDED:** You provided a numeric parameter that has a larger value than allowed.
- **MIN_LENGTH_EXCEEDED:** You provided a string parameter that is shorter than allowed.
- **MIN_VALUE_EXCEEDED:** You provided a numeric parameter that has a smaller value than allowed.
- **MOVING_ACCOUNT_BETWEEN_DIFFERENT_ROOTS:** You can move an account only between entities in the same root.
- **TARGET_NOT_SUPPORTED:** You can't perform the specified operation on that target entity.
- **UNRECOGNIZED_SERVICE_PRINCIPAL:** You specified a service principal that isn't recognized.

HTTP Status Code: 400

ServiceException

AWS Organizations can't complete your request because of an internal service error. Try again later.

HTTP Status Code: 500

TooManyRequestsException

You have sent too many requests in too short a period of time. The quota helps protect against denial-of-service attacks. Try again later.

For information about quotas that affect AWS Organizations, see [Quotas for AWS Organizations](#) in the *AWS Organizations User Guide*.

HTTP Status Code: 400

Examples

Example

The following example shows how to list the root or OUs that contain account 444444444444.

Sample Request

```
POST / HTTP/1.1
X-Amz-Target: AWSOrganizationsV20161128.ListParents

{ "ChildId": "44444444444444" }
```

Sample Response

```
HTTP/1.1 200 OK
Content-Type: application/json

{
  "Parents": [
    {
      "Id": "ou-examplerootid111-exampleouid111",
      "Type": "ORGANIZATIONAL_UNIT"
    }
  ]
}
```

```
}
```

See Also

For more information about using this API in one of the language-specific AWS SDKs, see the following:

- [AWS Command Line Interface](#)
- [AWS SDK for .NET](#)
- [AWS SDK for C++](#)
- [AWS SDK for Go v2](#)
- [AWS SDK for Java V2](#)
- [AWS SDK for JavaScript V3](#)
- [AWS SDK for PHP V3](#)
- [AWS SDK for Python](#)
- [AWS SDK for Ruby V3](#)

ListPolicies

Retrieves the list of all policies in an organization of a specified type.

Note

Always check the `NextToken` response parameter for a `null` value when calling a `List*` operation. These operations can occasionally return an empty set of results even when there are more results available. The `NextToken` response parameter value is `null` *only* when there are no more results to display.

This operation can be called only from the organization's management account or by a member account that is a delegated administrator for an AWS service.

Request Syntax

```
{
  "Filter": "string",
  "MaxResults": number,
  "NextToken": "string"
}
```

Request Parameters

For information about the parameters that are common to all actions, see [Common Parameters](#).

The request accepts the following data in JSON format.

Filter

Specifies the type of policy that you want to include in the response. You must specify one of the following values:

- [AISERVICES_OPT_OUT_POLICY](#)
- [BACKUP_POLICY](#)
- [SERVICE_CONTROL_POLICY](#)
- [TAG_POLICY](#)

Type: String

Valid Values: SERVICE_CONTROL_POLICY | TAG_POLICY | BACKUP_POLICY | AISERVICES_OPT_OUT_POLICY

Required: Yes

MaxResults

The total number of results that you want included on each page of the response. If you do not include this parameter, it defaults to a value that is specific to the operation. If additional items exist beyond the maximum you specify, the `NextToken` response element is present and has a value (is not null). Include that value as the `NextToken` request parameter in the next call to the operation to get the next part of the results. Note that Organizations might return fewer results than the maximum even when there are more results available. You should check `NextToken` after every operation to ensure that you receive all of the results.

Type: Integer

Valid Range: Minimum value of 1. Maximum value of 20.

Required: No

NextToken

The parameter for receiving additional results if you receive a `NextToken` response in a previous request. A `NextToken` response indicates that more output is available. Set this parameter to the value of the previous call's `NextToken` response to indicate where the output should continue from.

Type: String

Length Constraints: Maximum length of 100000.

Pattern: `[\s\S]*`

Required: No

Response Syntax

```
{
```

```
"NextToken": "string",
"Policies": [
  {
    "Arn": "string",
    "AwsManaged": boolean,
    "Description": "string",
    "Id": "string",
    "Name": "string",
    "Type": "string"
  }
]
```

Response Elements

If the action is successful, the service sends back an HTTP 200 response.

The following data is returned in JSON format by the service.

NextToken

If present, indicates that more output is available than is included in the current response. Use this value in the `NextToken` request parameter in a subsequent call to the operation to get the next part of the output. You should repeat this until the `NextToken` response element comes back as `null`.

Type: String

Length Constraints: Maximum length of 100000.

Pattern: `[\s\S]*`

Policies

A list of policies that match the filter criteria in the request. The output list doesn't include the policy contents. To see the content for a policy, see [DescribePolicy](#).

Type: Array of [PolicySummary](#) objects

Errors

For information about the errors that are common to all actions, see [Common Errors](#).

AccessDeniedException

You don't have permissions to perform the requested operation. The user or role that is making the request must have at least one IAM permissions policy attached that grants the required permissions. For more information, see [Access Management](#) in the *IAM User Guide*.

HTTP Status Code: 400

AWSOrganizationsNotInUseException

Your account isn't a member of an organization. To make this request, you must use the credentials of an account that belongs to an organization.

HTTP Status Code: 400

InvalidInputException

The requested operation failed because you provided invalid values for one or more of the request parameters. This exception includes a reason that contains additional information about the violated limit:

Note

Some of the reasons in the following list might not be applicable to this specific API or operation.

- **DUPLICATE_TAG_KEY:** Tag keys must be unique among the tags attached to the same entity.
- **IMMUTABLE_POLICY:** You specified a policy that is managed by AWS and can't be modified.
- **INPUT_REQUIRED:** You must include a value for all required parameters.
- **INVALID_EMAIL_ADDRESS_TARGET:** You specified an invalid email address for the invited account owner.
- **INVALID_ENUM:** You specified an invalid value.
- **INVALID_ENUM_POLICY_TYPE:** You specified an invalid policy type string.
- **INVALID_FULL_NAME_TARGET:** You specified a full name that contains invalid characters.
- **INVALID_LIST_MEMBER:** You provided a list to a parameter that contains at least one invalid value.
- **INVALID_PAGINATION_TOKEN:** Get the value for the `NextToken` parameter from the response to a previous call of the operation.

- **INVALID_PARTY_TYPE_TARGET:** You specified the wrong type of entity (account, organization, or email) as a party.
- **INVALID_PATTERN:** You provided a value that doesn't match the required pattern.
- **INVALID_PATTERN_TARGET_ID:** You specified a policy target ID that doesn't match the required pattern.
- **INVALID_ROLE_NAME:** You provided a role name that isn't valid. A role name can't begin with the reserved prefix `AWSServiceRoleFor`.
- **INVALID_SYNTAX_ORGANIZATION_ARN:** You specified an invalid Amazon Resource Name (ARN) for the organization.
- **INVALID_SYNTAX_POLICY_ID:** You specified an invalid policy ID.
- **INVALID_SYSTEM_TAGS_PARAMETER:** You specified a tag key that is a system tag. You can't add, edit, or delete system tag keys because they're reserved for AWS use. System tags don't count against your tags per resource limit.
- **MAX_FILTER_LIMIT_EXCEEDED:** You can specify only one filter parameter for the operation.
- **MAX_LENGTH_EXCEEDED:** You provided a string parameter that is longer than allowed.
- **MAX_VALUE_EXCEEDED:** You provided a numeric parameter that has a larger value than allowed.
- **MIN_LENGTH_EXCEEDED:** You provided a string parameter that is shorter than allowed.
- **MIN_VALUE_EXCEEDED:** You provided a numeric parameter that has a smaller value than allowed.
- **MOVING_ACCOUNT_BETWEEN_DIFFERENT_ROOTS:** You can move an account only between entities in the same root.
- **TARGET_NOT_SUPPORTED:** You can't perform the specified operation on that target entity.
- **UNRECOGNIZED_SERVICE_PRINCIPAL:** You specified a service principal that isn't recognized.

HTTP Status Code: 400

ServiceException

AWS Organizations can't complete your request because of an internal service error. Try again later.

HTTP Status Code: 500

TooManyRequestsException

You have sent too many requests in too short a period of time. The quota helps protect against denial-of-service attacks. Try again later.

For information about quotas that affect AWS Organizations, see [Quotas for AWS Organizations](#) in the *AWS Organizations User Guide*.

HTTP Status Code: 400

UnsupportedAPIEndpointException

This action isn't available in the current AWS Region.

HTTP Status Code: 400

Examples

Example

The following example shows how to get a list of service control policies (SCPs).

Sample Request

```
POST / HTTP/1.1
X-Amz-Target: AWSOrganizationsV20161128.ListPolicies

{ "Filter": "SERVICE_CONTROL_POLICY" }
```

Sample Response

```
HTTP/1.1 200 OK
Content-Type: application/json

{
  "Policies": [
    {
      "Type": "SERVICE_CONTROL_POLICY",
      "Name": "AllowAllS3Actions",
      "AwsManaged": false,
      "Id": "p-examplepolicyid111",
```

```
    "Arn": "arn:aws:organizations::111111111111:policy/o-exampleorgid/
service_control_policy/p-examplepolicyid111",
    "Description": "Enables account admins to delegate permissions for any S3 actions
to users and roles in their accounts."
  },
  {
    "Type": "SERVICE_CONTROL_POLICY",
    "Name": "AllowAllEC2Actions",
    "AwsManaged": false,
    "Id": "p-examplepolicyid222",
    "Arn": "arn:aws:organizations::111111111111:policy/o-exampleorgid/
service_control_policy/p-examplepolicyid222",
    "Description": "Enables account admins to delegate permissions for any EC2
actions to users and roles in their accounts."
  },
  {
    "AwsManaged": true,
    "Description": "Allows access to every operation",
    "Type": "SERVICE_CONTROL_POLICY",
    "Id": "p-FullAWSAccess",
    "Arn": "arn:aws:organizations::aws:policy/service_control_policy/p-
FullAWSAccess",
    "Name": "FullAWSAccess"
  }
]
}
```

See Also

For more information about using this API in one of the language-specific AWS SDKs, see the following:

- [AWS Command Line Interface](#)
- [AWS SDK for .NET](#)
- [AWS SDK for C++](#)
- [AWS SDK for Go v2](#)
- [AWS SDK for Java V2](#)
- [AWS SDK for JavaScript V3](#)
- [AWS SDK for PHP V3](#)
- [AWS SDK for Python](#)

- [AWS SDK for Ruby V3](#)

ListPoliciesForTarget

Lists the policies that are directly attached to the specified target root, organizational unit (OU), or account. You must specify the policy type that you want included in the returned list.

Note

Always check the `NextToken` response parameter for a `null` value when calling a `List*` operation. These operations can occasionally return an empty set of results even when there are more results available. The `NextToken` response parameter value is `null` *only* when there are no more results to display.

This operation can be called only from the organization's management account or by a member account that is a delegated administrator for an AWS service.

Request Syntax

```
{
  "Filter": "string",
  "MaxResults": number,
  "NextToken": "string",
  "TargetId": "string"
}
```

Request Parameters

For information about the parameters that are common to all actions, see [Common Parameters](#).

The request accepts the following data in JSON format.

Filter

The type of policy that you want to include in the returned list. You must specify one of the following values:

- [AISERVICES_OPT_OUT_POLICY](#)
- [BACKUP_POLICY](#)
- [SERVICE_CONTROL_POLICY](#)
- [TAG_POLICY](#)

Type: String

Valid Values: SERVICE_CONTROL_POLICY | TAG_POLICY | BACKUP_POLICY | AISERVICES_OPT_OUT_POLICY

Required: Yes

MaxResults

The total number of results that you want included on each page of the response. If you do not include this parameter, it defaults to a value that is specific to the operation. If additional items exist beyond the maximum you specify, the `NextToken` response element is present and has a value (is not null). Include that value as the `NextToken` request parameter in the next call to the operation to get the next part of the results. Note that Organizations might return fewer results than the maximum even when there are more results available. You should check `NextToken` after every operation to ensure that you receive all of the results.

Type: Integer

Valid Range: Minimum value of 1. Maximum value of 20.

Required: No

NextToken

The parameter for receiving additional results if you receive a `NextToken` response in a previous request. A `NextToken` response indicates that more output is available. Set this parameter to the value of the previous call's `NextToken` response to indicate where the output should continue from.

Type: String

Length Constraints: Maximum length of 100000.

Pattern: `[\s\S]*`

Required: No

TargetId

The unique identifier (ID) of the root, organizational unit, or account whose policies you want to list.

The [regex pattern](#) for a target ID string requires one of the following:

- **Root** - A string that begins with "r-" followed by from 4 to 32 lowercase letters or digits.

- **Account** - A string that consists of exactly 12 digits.
- **Organizational unit (OU)** - A string that begins with "ou-" followed by from 4 to 32 lowercase letters or digits (the ID of the root that the OU is in). This string is followed by a second "-" dash and from 8 to 32 additional lowercase letters or digits.

Type: String

Length Constraints: Maximum length of 100.

Pattern: $^{(\d{12})|(\d{12})|(ou-[0-9a-z]{4,32}-[a-z0-9]{8,32})}$

Required: Yes

Response Syntax

```
{
  "NextToken": "string",
  "Policies": [
    {
      "Arn": "string",
      "AwsManaged": boolean,
      "Description": "string",
      "Id": "string",
      "Name": "string",
      "Type": "string"
    }
  ]
}
```

Response Elements

If the action is successful, the service sends back an HTTP 200 response.

The following data is returned in JSON format by the service.

NextToken

If present, indicates that more output is available than is included in the current response. Use this value in the NextToken request parameter in a subsequent call to the operation to get the next part of the output. You should repeat this until the NextToken response element comes back as null.

Type: String

Length Constraints: Maximum length of 100000.

Pattern: `[\s\S]*`

Policies

The list of policies that match the criteria in the request.

Type: Array of [PolicySummary](#) objects

Errors

For information about the errors that are common to all actions, see [Common Errors](#).

AccessDeniedException

You don't have permissions to perform the requested operation. The user or role that is making the request must have at least one IAM permissions policy attached that grants the required permissions. For more information, see [Access Management](#) in the *IAM User Guide*.

HTTP Status Code: 400

AWSOrganizationsNotInUseException

Your account isn't a member of an organization. To make this request, you must use the credentials of an account that belongs to an organization.

HTTP Status Code: 400

InvalidInputException

The requested operation failed because you provided invalid values for one or more of the request parameters. This exception includes a reason that contains additional information about the violated limit:

Note

Some of the reasons in the following list might not be applicable to this specific API or operation.

- **DUPLICATE_TAG_KEY:** Tag keys must be unique among the tags attached to the same entity.
- **IMMUTABLE_POLICY:** You specified a policy that is managed by AWS and can't be modified.
- **INPUT_REQUIRED:** You must include a value for all required parameters.
- **INVALID_EMAIL_ADDRESS_TARGET:** You specified an invalid email address for the invited account owner.
- **INVALID_ENUM:** You specified an invalid value.
- **INVALID_ENUM_POLICY_TYPE:** You specified an invalid policy type string.
- **INVALID_FULL_NAME_TARGET:** You specified a full name that contains invalid characters.
- **INVALID_LIST_MEMBER:** You provided a list to a parameter that contains at least one invalid value.
- **INVALID_PAGINATION_TOKEN:** Get the value for the NextToken parameter from the response to a previous call of the operation.
- **INVALID_PARTY_TYPE_TARGET:** You specified the wrong type of entity (account, organization, or email) as a party.
- **INVALID_PATTERN:** You provided a value that doesn't match the required pattern.
- **INVALID_PATTERN_TARGET_ID:** You specified a policy target ID that doesn't match the required pattern.
- **INVALID_ROLE_NAME:** You provided a role name that isn't valid. A role name can't begin with the reserved prefix `AWSServiceRoleFor`.
- **INVALID_SYNTAX_ORGANIZATION_ARN:** You specified an invalid Amazon Resource Name (ARN) for the organization.
- **INVALID_SYNTAX_POLICY_ID:** You specified an invalid policy ID.
- **INVALID_SYSTEM_TAGS_PARAMETER:** You specified a tag key that is a system tag. You can't add, edit, or delete system tag keys because they're reserved for AWS use. System tags don't count against your tags per resource limit.
- **MAX_FILTER_LIMIT_EXCEEDED:** You can specify only one filter parameter for the operation.
- **MAX_LENGTH_EXCEEDED:** You provided a string parameter that is longer than allowed.
- **MAX_VALUE_EXCEEDED:** You provided a numeric parameter that has a larger value than allowed.
- **MIN_LENGTH_EXCEEDED:** You provided a string parameter that is shorter than allowed.
- **MIN_VALUE_EXCEEDED:** You provided a numeric parameter that has a smaller value than allowed.

- **MOVING_ACCOUNT_BETWEEN_DIFFERENT_ROOTS**: You can move an account only between entities in the same root.
- **TARGET_NOT_SUPPORTED**: You can't perform the specified operation on that target entity.
- **UNRECOGNIZED_SERVICE_PRINCIPAL**: You specified a service principal that isn't recognized.

HTTP Status Code: 400

ServiceException

AWS Organizations can't complete your request because of an internal service error. Try again later.

HTTP Status Code: 500

TargetNotFoundException

We can't find a root, OU, account, or policy with the `TargetId` that you specified.

HTTP Status Code: 400

TooManyRequestsException

You have sent too many requests in too short a period of time. The quota helps protect against denial-of-service attacks. Try again later.

For information about quotas that affect AWS Organizations, see [Quotas for AWS Organizations](#) in the *AWS Organizations User Guide*.

HTTP Status Code: 400

UnsupportedAPIEndpointException

This action isn't available in the current AWS Region.

HTTP Status Code: 400

Examples

Example

The following example shows how to get a list of all service control policies (SCPs) of the type specified by the `Filter` parameter, that are *directly* attached to an account. The list doesn't

include policies that apply to the account because of inheritance from its location in an OU hierarchy.

Sample Request

```
POST / HTTP/1.1
X-Amz-Target: AWSOrganizationsV20161128.ListPoliciesForTarget

{ "Filter": "SERVICE_CONTROL_POLICY", "TargetId": "44444444444444" }
```

Sample Response

```
HTTP/1.1 200 OK
Content-Type: application/json

{
  "Policies": [
    {
      "Type": "SERVICE_CONTROL_POLICY",
      "Name": "AllowAllEC2Actions",
      "AwsManaged": false,
      "Id": "p-examplepolicyid222",
      "Arn": "arn:aws:organizations::111111111111:policy/o-exampleorgid/
service_control_policy/p-examplepolicyid222",
      "Description": "Enables account admins to delegate permissions for any EC2
actions to users and roles in their accounts."
    }
  ]
}
```

See Also

For more information about using this API in one of the language-specific AWS SDKs, see the following:

- [AWS Command Line Interface](#)
- [AWS SDK for .NET](#)
- [AWS SDK for C++](#)
- [AWS SDK for Go v2](#)
- [AWS SDK for Java V2](#)

- [AWS SDK for JavaScript V3](#)
- [AWS SDK for PHP V3](#)
- [AWS SDK for Python](#)
- [AWS SDK for Ruby V3](#)

ListRoots

Lists the roots that are defined in the current organization.

Note

Always check the `NextToken` response parameter for a `null` value when calling a `List*` operation. These operations can occasionally return an empty set of results even when there are more results available. The `NextToken` response parameter value is `null` *only* when there are no more results to display.

This operation can be called only from the organization's management account or by a member account that is a delegated administrator for an AWS service.

Note

Policy types can be enabled and disabled in roots. This is distinct from whether they're available in the organization. When you enable all features, you make policy types available for use in that organization. Individual policy types can then be enabled and disabled in a root. To see the availability of a policy type in an organization, use [DescribeOrganization](#).

Request Syntax

```
{
  "MaxResults": number,
  "NextToken": "string"
}
```

Request Parameters

For information about the parameters that are common to all actions, see [Common Parameters](#).

The request accepts the following data in JSON format.

MaxResults

The total number of results that you want included on each page of the response. If you do not include this parameter, it defaults to a value that is specific to the operation. If additional items exist beyond the maximum you specify, the `NextToken` response element is present and has a value (is not null). Include that value as the `NextToken` request parameter in the next call to the operation to get the next part of the results. Note that Organizations might return fewer results than the maximum even when there are more results available. You should check `NextToken` after every operation to ensure that you receive all of the results.

Type: Integer

Valid Range: Minimum value of 1. Maximum value of 20.

Required: No

NextToken

The parameter for receiving additional results if you receive a `NextToken` response in a previous request. A `NextToken` response indicates that more output is available. Set this parameter to the value of the previous call's `NextToken` response to indicate where the output should continue from.

Type: String

Length Constraints: Maximum length of 100000.

Pattern: `[\s\S]*`

Required: No

Response Syntax

```
{
  "NextToken": "string",
  "Roots": [
    {
      "Arn": "string",
      "Id": "string",
      "Name": "string",
      "PolicyTypes": [
        {
```

```
    "Status": "string",  
    "Type": "string"  
  }  
]  
}  
]
```

Response Elements

If the action is successful, the service sends back an HTTP 200 response.

The following data is returned in JSON format by the service.

NextToken

If present, indicates that more output is available than is included in the current response. Use this value in the `NextToken` request parameter in a subsequent call to the operation to get the next part of the output. You should repeat this until the `NextToken` response element comes back as `null`.

Type: String

Length Constraints: Maximum length of 100000.

Pattern: `[\s\S]*`

Roots

A list of roots that are defined in an organization.

Type: Array of [Root](#) objects

Errors

For information about the errors that are common to all actions, see [Common Errors](#).

AccessDeniedException

You don't have permissions to perform the requested operation. The user or role that is making the request must have at least one IAM permissions policy attached that grants the required permissions. For more information, see [Access Management](#) in the *IAM User Guide*.

HTTP Status Code: 400

AWSOrganizationsNotInUseException

Your account isn't a member of an organization. To make this request, you must use the credentials of an account that belongs to an organization.

HTTP Status Code: 400

InvalidInputException

The requested operation failed because you provided invalid values for one or more of the request parameters. This exception includes a reason that contains additional information about the violated limit:

Note

Some of the reasons in the following list might not be applicable to this specific API or operation.

- **DUPLICATE_TAG_KEY:** Tag keys must be unique among the tags attached to the same entity.
- **IMMUTABLE_POLICY:** You specified a policy that is managed by AWS and can't be modified.
- **INPUT_REQUIRED:** You must include a value for all required parameters.
- **INVALID_EMAIL_ADDRESS_TARGET:** You specified an invalid email address for the invited account owner.
- **INVALID_ENUM:** You specified an invalid value.
- **INVALID_ENUM_POLICY_TYPE:** You specified an invalid policy type string.
- **INVALID_FULL_NAME_TARGET:** You specified a full name that contains invalid characters.
- **INVALID_LIST_MEMBER:** You provided a list to a parameter that contains at least one invalid value.
- **INVALID_PAGINATION_TOKEN:** Get the value for the NextToken parameter from the response to a previous call of the operation.
- **INVALID_PARTY_TYPE_TARGET:** You specified the wrong type of entity (account, organization, or email) as a party.
- **INVALID_PATTERN:** You provided a value that doesn't match the required pattern.
- **INVALID_PATTERN_TARGET_ID:** You specified a policy target ID that doesn't match the required pattern.

- **INVALID_ROLE_NAME:** You provided a role name that isn't valid. A role name can't begin with the reserved prefix `AWSServiceRoleFor`.
- **INVALID_SYNTAX_ORGANIZATION_ARN:** You specified an invalid Amazon Resource Name (ARN) for the organization.
- **INVALID_SYNTAX_POLICY_ID:** You specified an invalid policy ID.
- **INVALID_SYSTEM_TAGS_PARAMETER:** You specified a tag key that is a system tag. You can't add, edit, or delete system tag keys because they're reserved for AWS use. System tags don't count against your tags per resource limit.
- **MAX_FILTER_LIMIT_EXCEEDED:** You can specify only one filter parameter for the operation.
- **MAX_LENGTH_EXCEEDED:** You provided a string parameter that is longer than allowed.
- **MAX_VALUE_EXCEEDED:** You provided a numeric parameter that has a larger value than allowed.
- **MIN_LENGTH_EXCEEDED:** You provided a string parameter that is shorter than allowed.
- **MIN_VALUE_EXCEEDED:** You provided a numeric parameter that has a smaller value than allowed.
- **MOVING_ACCOUNT_BETWEEN_DIFFERENT_ROOTS:** You can move an account only between entities in the same root.
- **TARGET_NOT_SUPPORTED:** You can't perform the specified operation on that target entity.
- **UNRECOGNIZED_SERVICE_PRINCIPAL:** You specified a service principal that isn't recognized.

HTTP Status Code: 400

ServiceException

AWS Organizations can't complete your request because of an internal service error. Try again later.

HTTP Status Code: 500

TooManyRequestsException

You have sent too many requests in too short a period of time. The quota helps protect against denial-of-service attacks. Try again later.

For information about quotas that affect AWS Organizations, see [Quotas for AWS Organizations](#) in the *AWS Organizations User Guide*.

HTTP Status Code: 400

Examples

Example

The following example shows how to get a list of roots for an organization.

Sample Request

```
POST / HTTP/1.1
X-Amz-Target: AWSOrganizationsV20161128.ListRoots
```

```
{}
```

Sample Response

```
HTTP/1.1 200 OK
Content-Type: application/json

{
  "Roots": [
    {
      "Name": "Root",
      "Arn": "arn:aws:organizations::111111111111:root/o-exampleorgid/r-
examplerootid111",
      "Id": "r-examplerootid111",
      "PolicyTypes": [
        {
          "Type": "AISERVICES_OPT_OUT_POLICY",
          "Status": "ENABLED"
        },
        {
          "Type": "BACKUP_POLICY",
          "Status": "ENABLED"
        },
        {
          "Type": "TAG_POLICY",
          "Status": "ENABLED"
        },
        {
          "Type": "SERVICE_CONTROL_POLICY",
          "Status": "ENABLED"
        }
      ]
    }
  ]
}
```

```
}  
  ]  
}
```

See Also

For more information about using this API in one of the language-specific AWS SDKs, see the following:

- [AWS Command Line Interface](#)
- [AWS SDK for .NET](#)
- [AWS SDK for C++](#)
- [AWS SDK for Go v2](#)
- [AWS SDK for Java V2](#)
- [AWS SDK for JavaScript V3](#)
- [AWS SDK for PHP V3](#)
- [AWS SDK for Python](#)
- [AWS SDK for Ruby V3](#)

ListTagsForResource

Lists tags that are attached to the specified resource.

You can attach tags to the following resources in AWS Organizations.

- AWS account
- Organization root
- Organizational unit (OU)
- Policy (any type)

This operation can be called only from the organization's management account or by a member account that is a delegated administrator for an AWS service.

Request Syntax

```
{
  "NextToken": "string",
  "ResourceId": "string"
}
```

Request Parameters

For information about the parameters that are common to all actions, see [Common Parameters](#).

The request accepts the following data in JSON format.

[NextToken](#)

The parameter for receiving additional results if you receive a NextToken response in a previous request. A NextToken response indicates that more output is available. Set this parameter to the value of the previous call's NextToken response to indicate where the output should continue from.

Type: String

Length Constraints: Maximum length of 100000.

Pattern: `[\s\S]*`

Required: No

ResourceId

The ID of the resource with the tags to list.

You can specify any of the following taggable resources.

- AWS account – specify the account ID number.
- Organizational unit – specify the OU ID that begins with `ou-` and looks similar to:
`ou-1a2b-34uvwxyz`
- Root – specify the root ID that begins with `r-` and looks similar to: `r-1a2b`
- Policy – specify the policy ID that begins with `p-` and looks similar to: `p-12abcdefg3`

Type: String

Length Constraints: Maximum length of 130.

Pattern: `^(r-[0-9a-z]{4,32})|(\d{12})|(ou-[0-9a-z]{4,32}-[a-z0-9]{8,32})|(^p-[0-9a-zA-Z_]{8,128})|(^rp-[0-9a-zA-Z_]{4,128})$`

Required: Yes

Response Syntax

```
{
  "NextToken": "string",
  "Tags": [
    {
      "Key": "string",
      "Value": "string"
    }
  ]
}
```

Response Elements

If the action is successful, the service sends back an HTTP 200 response.

The following data is returned in JSON format by the service.

NextToken

If present, indicates that more output is available than is included in the current response. Use this value in the `NextToken` request parameter in a subsequent call to the operation to get the next part of the output. You should repeat this until the `NextToken` response element comes back as `null`.

Type: String

Length Constraints: Maximum length of 100000.

Pattern: `[\s\S]*`

Tags

The tags that are assigned to the resource.

Type: Array of [Tag](#) objects

Errors

For information about the errors that are common to all actions, see [Common Errors](#).

AccessDeniedException

You don't have permissions to perform the requested operation. The user or role that is making the request must have at least one IAM permissions policy attached that grants the required permissions. For more information, see [Access Management](#) in the *IAM User Guide*.

HTTP Status Code: 400

AWSOrganizationsNotInUseException

Your account isn't a member of an organization. To make this request, you must use the credentials of an account that belongs to an organization.

HTTP Status Code: 400

InvalidInputException

The requested operation failed because you provided invalid values for one or more of the request parameters. This exception includes a reason that contains additional information about the violated limit:

Note

Some of the reasons in the following list might not be applicable to this specific API or operation.

- **DUPLICATE_TAG_KEY:** Tag keys must be unique among the tags attached to the same entity.
- **IMMUTABLE_POLICY:** You specified a policy that is managed by AWS and can't be modified.
- **INPUT_REQUIRED:** You must include a value for all required parameters.
- **INVALID_EMAIL_ADDRESS_TARGET:** You specified an invalid email address for the invited account owner.
- **INVALID_ENUM:** You specified an invalid value.
- **INVALID_ENUM_POLICY_TYPE:** You specified an invalid policy type string.
- **INVALID_FULL_NAME_TARGET:** You specified a full name that contains invalid characters.
- **INVALID_LIST_MEMBER:** You provided a list to a parameter that contains at least one invalid value.
- **INVALID_PAGINATION_TOKEN:** Get the value for the `NextToken` parameter from the response to a previous call of the operation.
- **INVALID_PARTY_TYPE_TARGET:** You specified the wrong type of entity (account, organization, or email) as a party.
- **INVALID_PATTERN:** You provided a value that doesn't match the required pattern.
- **INVALID_PATTERN_TARGET_ID:** You specified a policy target ID that doesn't match the required pattern.
- **INVALID_ROLE_NAME:** You provided a role name that isn't valid. A role name can't begin with the reserved prefix `AWSServiceRoleFor`.
- **INVALID_SYNTAX_ORGANIZATION_ARN:** You specified an invalid Amazon Resource Name (ARN) for the organization.
- **INVALID_SYNTAX_POLICY_ID:** You specified an invalid policy ID.
- **INVALID_SYSTEM_TAGS_PARAMETER:** You specified a tag key that is a system tag. You can't add, edit, or delete system tag keys because they're reserved for AWS use. System tags don't count against your tags per resource limit.
- **MAX_FILTER_LIMIT_EXCEEDED:** You can specify only one filter parameter for the operation.
- **MAX_LENGTH_EXCEEDED:** You provided a string parameter that is longer than allowed.

- **MAX_VALUE_EXCEEDED**: You provided a numeric parameter that has a larger value than allowed.
- **MIN_LENGTH_EXCEEDED**: You provided a string parameter that is shorter than allowed.
- **MIN_VALUE_EXCEEDED**: You provided a numeric parameter that has a smaller value than allowed.
- **MOVING_ACCOUNT_BETWEEN_DIFFERENT_ROOTS**: You can move an account only between entities in the same root.
- **TARGET_NOT_SUPPORTED**: You can't perform the specified operation on that target entity.
- **UNRECOGNIZED_SERVICE_PRINCIPAL**: You specified a service principal that isn't recognized.

HTTP Status Code: 400

ServiceException

AWS Organizations can't complete your request because of an internal service error. Try again later.

HTTP Status Code: 500

TargetNotFoundException

We can't find a root, OU, account, or policy with the `TargetId` that you specified.

HTTP Status Code: 400

TooManyRequestsException

You have sent too many requests in too short a period of time. The quota helps protect against denial-of-service attacks. Try again later.

For information about quotas that affect AWS Organizations, see [Quotas for AWS Organizations](#) in the *AWS Organizations User Guide*.

HTTP Status Code: 400

Examples

Example

The following example shows how to list tags for account 444444444444.

Sample Request

```
POST / HTTP/1.1
X-Amz-Target: AWSOrganizationsV20161128.ListTagsForResource

{ "ResourceId": "4444444444444444" }
```

Sample Response

```
HTTP/1.1 200 OK
Content-Type: application/json

{ "Tags": [
  {
    "Key": "Key1"
    "Value": ["value1"]
  }
]
}
```

See Also

For more information about using this API in one of the language-specific AWS SDKs, see the following:

- [AWS Command Line Interface](#)
- [AWS SDK for .NET](#)
- [AWS SDK for C++](#)
- [AWS SDK for Go v2](#)
- [AWS SDK for Java V2](#)
- [AWS SDK for JavaScript V3](#)
- [AWS SDK for PHP V3](#)
- [AWS SDK for Python](#)
- [AWS SDK for Ruby V3](#)

ListTargetsForPolicy

Lists all the roots, organizational units (OUs), and accounts that the specified policy is attached to.

Note

Always check the `NextToken` response parameter for a `null` value when calling a `List*` operation. These operations can occasionally return an empty set of results even when there are more results available. The `NextToken` response parameter value is `null` *only* when there are no more results to display.

This operation can be called only from the organization's management account or by a member account that is a delegated administrator for an AWS service.

Request Syntax

```
{
  "MaxResults": number,
  "NextToken": "string",
  "PolicyId": "string"
}
```

Request Parameters

For information about the parameters that are common to all actions, see [Common Parameters](#).

The request accepts the following data in JSON format.

MaxResults

The total number of results that you want included on each page of the response. If you do not include this parameter, it defaults to a value that is specific to the operation. If additional items exist beyond the maximum you specify, the `NextToken` response element is present and has a value (is not null). Include that value as the `NextToken` request parameter in the next call to the operation to get the next part of the results. Note that Organizations might return fewer results than the maximum even when there are more results available. You should check `NextToken` after every operation to ensure that you receive all of the results.

Type: Integer

Valid Range: Minimum value of 1. Maximum value of 20.

Required: No

NextToken

The parameter for receiving additional results if you receive a NextToken response in a previous request. A NextToken response indicates that more output is available. Set this parameter to the value of the previous call's NextToken response to indicate where the output should continue from.

Type: String

Length Constraints: Maximum length of 100000.

Pattern: `[\s\S]*`

Required: No

PolicyId

The unique identifier (ID) of the policy whose attachments you want to know.

The [regex pattern](#) for a policy ID string requires "p-" followed by from 8 to 128 lowercase or uppercase letters, digits, or the underscore character (_).

Type: String

Length Constraints: Maximum length of 130.

Pattern: `^p-[0-9a-zA-Z_]{8,128}$`

Required: Yes

Response Syntax

```
{
  "NextToken": "string",
  "Targets": [
    {
      "Arn": "string",
```

```
    "Name": "string",
    "TargetId": "string",
    "Type": "string"
  }
]
```

Response Elements

If the action is successful, the service sends back an HTTP 200 response.

The following data is returned in JSON format by the service.

NextToken

If present, indicates that more output is available than is included in the current response. Use this value in the `NextToken` request parameter in a subsequent call to the operation to get the next part of the output. You should repeat this until the `NextToken` response element comes back as `null`.

Type: String

Length Constraints: Maximum length of 100000.

Pattern: `[\s\S]*`

Targets

A list of structures, each of which contains details about one of the entities to which the specified policy is attached.

Type: Array of [PolicyTargetSummary](#) objects

Errors

For information about the errors that are common to all actions, see [Common Errors](#).

AccessDeniedException

You don't have permissions to perform the requested operation. The user or role that is making the request must have at least one IAM permissions policy attached that grants the required permissions. For more information, see [Access Management](#) in the *IAM User Guide*.

HTTP Status Code: 400

AWSOrganizationsNotInUseException

Your account isn't a member of an organization. To make this request, you must use the credentials of an account that belongs to an organization.

HTTP Status Code: 400

InvalidInputException

The requested operation failed because you provided invalid values for one or more of the request parameters. This exception includes a reason that contains additional information about the violated limit:

Note

Some of the reasons in the following list might not be applicable to this specific API or operation.

- **DUPLICATE_TAG_KEY:** Tag keys must be unique among the tags attached to the same entity.
- **IMMUTABLE_POLICY:** You specified a policy that is managed by AWS and can't be modified.
- **INPUT_REQUIRED:** You must include a value for all required parameters.
- **INVALID_EMAIL_ADDRESS_TARGET:** You specified an invalid email address for the invited account owner.
- **INVALID_ENUM:** You specified an invalid value.
- **INVALID_ENUM_POLICY_TYPE:** You specified an invalid policy type string.
- **INVALID_FULL_NAME_TARGET:** You specified a full name that contains invalid characters.
- **INVALID_LIST_MEMBER:** You provided a list to a parameter that contains at least one invalid value.
- **INVALID_PAGINATION_TOKEN:** Get the value for the NextToken parameter from the response to a previous call of the operation.
- **INVALID_PARTY_TYPE_TARGET:** You specified the wrong type of entity (account, organization, or email) as a party.
- **INVALID_PATTERN:** You provided a value that doesn't match the required pattern.
- **INVALID_PATTERN_TARGET_ID:** You specified a policy target ID that doesn't match the required pattern.

- **INVALID_ROLE_NAME:** You provided a role name that isn't valid. A role name can't begin with the reserved prefix `AWSServiceRoleFor`.
- **INVALID_SYNTAX_ORGANIZATION_ARN:** You specified an invalid Amazon Resource Name (ARN) for the organization.
- **INVALID_SYNTAX_POLICY_ID:** You specified an invalid policy ID.
- **INVALID_SYSTEM_TAGS_PARAMETER:** You specified a tag key that is a system tag. You can't add, edit, or delete system tag keys because they're reserved for AWS use. System tags don't count against your tags per resource limit.
- **MAX_FILTER_LIMIT_EXCEEDED:** You can specify only one filter parameter for the operation.
- **MAX_LENGTH_EXCEEDED:** You provided a string parameter that is longer than allowed.
- **MAX_VALUE_EXCEEDED:** You provided a numeric parameter that has a larger value than allowed.
- **MIN_LENGTH_EXCEEDED:** You provided a string parameter that is shorter than allowed.
- **MIN_VALUE_EXCEEDED:** You provided a numeric parameter that has a smaller value than allowed.
- **MOVING_ACCOUNT_BETWEEN_DIFFERENT_ROOTS:** You can move an account only between entities in the same root.
- **TARGET_NOT_SUPPORTED:** You can't perform the specified operation on that target entity.
- **UNRECOGNIZED_SERVICE_PRINCIPAL:** You specified a service principal that isn't recognized.

HTTP Status Code: 400

PolicyNotFoundException

We can't find a policy with the `PolicyId` that you specified.

HTTP Status Code: 400

ServiceException

AWS Organizations can't complete your request because of an internal service error. Try again later.

HTTP Status Code: 500

TooManyRequestsException

You have sent too many requests in too short a period of time. The quota helps protect against denial-of-service attacks. Try again later.

For information about quotas that affect AWS Organizations, see [Quotas for AWS Organizations](#) in the *AWS Organizations User Guide*.

HTTP Status Code: 400

UnsupportedAPIEndpointException

This action isn't available in the current AWS Region.

HTTP Status Code: 400

Examples

Example

The following example shows how to get the list of roots, OUs, and accounts that the specified policy is attached to.

Sample Request

```
POST / HTTP/1.1
X-Amz-Target: AWSOrganizationsV20161128.ListTargetsForPolicy

{ "PolicyId": "p-FullAWSAccess" }
```

Sample Response

```
HTTP/1.1 200 OK
Content-Type: application/json

{
  "Targets": [
    {
      "Arn": "arn:aws:organizations::111111111111:root/o-exampleorgid/r-
examplelrootid111",
      "Name": "Root",
      "TargetId": "r-examplelrootid111",
      "Type": "ROOT"
    },
    {
      "Arn": "arn:aws:organizations::111111111111:account/o-exampleorgid/333333333333",
      "Name": "Developer Test Account",
```

```
    "TargetId": "333333333333",
    "Type": "ACCOUNT"
  },
  {
    "Arn": "arn:aws:organizations::111111111111:ou/o-exampleorgid/ou-examplerootid111-
exampleouid111",
    "Name": "Accounting",
    "TargetId": "ou-examplerootid111-exampleouid111",
    "Type": "ORGANIZATIONAL_UNIT"
  }
]
}
```

See Also

For more information about using this API in one of the language-specific AWS SDKs, see the following:

- [AWS Command Line Interface](#)
- [AWS SDK for .NET](#)
- [AWS SDK for C++](#)
- [AWS SDK for Go v2](#)
- [AWS SDK for Java V2](#)
- [AWS SDK for JavaScript V3](#)
- [AWS SDK for PHP V3](#)
- [AWS SDK for Python](#)
- [AWS SDK for Ruby V3](#)

MoveAccount

Moves an account from its current source parent root or organizational unit (OU) to the specified destination parent root or OU.

This operation can be called only from the organization's management account.

Request Syntax

```
{
  "AccountId": "string",
  "DestinationParentId": "string",
  "SourceParentId": "string"
}
```

Request Parameters

For information about the parameters that are common to all actions, see [Common Parameters](#).

The request accepts the following data in JSON format.

AccountId

The unique identifier (ID) of the account that you want to move.

The [regex pattern](#) for an account ID string requires exactly 12 digits.

Type: String

Length Constraints: Maximum length of 12.

Pattern: `^\d{12}$`

Required: Yes

DestinationParentId

The unique identifier (ID) of the root or organizational unit that you want to move the account to.

The [regex pattern](#) for a parent ID string requires one of the following:

- **Root** - A string that begins with "r-" followed by from 4 to 32 lowercase letters or digits.
- **Organizational unit (OU)** - A string that begins with "ou-" followed by from 4 to 32 lowercase letters or digits (the ID of the root that the OU is in). This string is followed by a second "-" dash and from 8 to 32 additional lowercase letters or digits.

Type: String

Length Constraints: Maximum length of 100.

Pattern: $^(r-[0-9a-z]{4,32})|(ou-[0-9a-z]{4,32}-[a-z0-9]{8,32})\$$

Required: Yes

SourceParentId

The unique identifier (ID) of the root or organizational unit that you want to move the account from.

The [regex pattern](#) for a parent ID string requires one of the following:

- **Root** - A string that begins with "r-" followed by from 4 to 32 lowercase letters or digits.
- **Organizational unit (OU)** - A string that begins with "ou-" followed by from 4 to 32 lowercase letters or digits (the ID of the root that the OU is in). This string is followed by a second "-" dash and from 8 to 32 additional lowercase letters or digits.

Type: String

Length Constraints: Maximum length of 100.

Pattern: $^(r-[0-9a-z]{4,32})|(ou-[0-9a-z]{4,32}-[a-z0-9]{8,32})\$$

Required: Yes

Response Elements

If the action is successful, the service sends back an HTTP 200 response with an empty HTTP body.

Errors

For information about the errors that are common to all actions, see [Common Errors](#).

AccessDeniedException

You don't have permissions to perform the requested operation. The user or role that is making the request must have at least one IAM permissions policy attached that grants the required permissions. For more information, see [Access Management](#) in the *IAM User Guide*.

HTTP Status Code: 400

AccountNotFoundException

We can't find an AWS account with the `AccountId` that you specified, or the account whose credentials you used to make this request isn't a member of an organization.

HTTP Status Code: 400

AWSOrganizationsNotInUseException

Your account isn't a member of an organization. To make this request, you must use the credentials of an account that belongs to an organization.

HTTP Status Code: 400

ConcurrentModificationException

The target of the operation is currently being modified by a different request. Try again later.

HTTP Status Code: 400

DestinationParentNotFoundException

We can't find the destination container (a root or OU) with the `ParentId` that you specified.

HTTP Status Code: 400

DuplicateAccountException

That account is already present in the specified destination.

HTTP Status Code: 400

InvalidInputException

The requested operation failed because you provided invalid values for one or more of the request parameters. This exception includes a reason that contains additional information about the violated limit:

Note

Some of the reasons in the following list might not be applicable to this specific API or operation.

- **DUPLICATE_TAG_KEY:** Tag keys must be unique among the tags attached to the same entity.
- **IMMUTABLE_POLICY:** You specified a policy that is managed by AWS and can't be modified.
- **INPUT_REQUIRED:** You must include a value for all required parameters.
- **INVALID_EMAIL_ADDRESS_TARGET:** You specified an invalid email address for the invited account owner.
- **INVALID_ENUM:** You specified an invalid value.
- **INVALID_ENUM_POLICY_TYPE:** You specified an invalid policy type string.
- **INVALID_FULL_NAME_TARGET:** You specified a full name that contains invalid characters.
- **INVALID_LIST_MEMBER:** You provided a list to a parameter that contains at least one invalid value.
- **INVALID_PAGINATION_TOKEN:** Get the value for the NextToken parameter from the response to a previous call of the operation.
- **INVALID_PARTY_TYPE_TARGET:** You specified the wrong type of entity (account, organization, or email) as a party.
- **INVALID_PATTERN:** You provided a value that doesn't match the required pattern.
- **INVALID_PATTERN_TARGET_ID:** You specified a policy target ID that doesn't match the required pattern.
- **INVALID_ROLE_NAME:** You provided a role name that isn't valid. A role name can't begin with the reserved prefix `AWSServiceRoleFor`.
- **INVALID_SYNTAX_ORGANIZATION_ARN:** You specified an invalid Amazon Resource Name (ARN) for the organization.
- **INVALID_SYNTAX_POLICY_ID:** You specified an invalid policy ID.
- **INVALID_SYSTEM_TAGS_PARAMETER:** You specified a tag key that is a system tag. You can't add, edit, or delete system tag keys because they're reserved for AWS use. System tags don't count against your tags per resource limit.
- **MAX_FILTER_LIMIT_EXCEEDED:** You can specify only one filter parameter for the operation.
- **MAX_LENGTH_EXCEEDED:** You provided a string parameter that is longer than allowed.

- **MAX_VALUE_EXCEEDED**: You provided a numeric parameter that has a larger value than allowed.
- **MIN_LENGTH_EXCEEDED**: You provided a string parameter that is shorter than allowed.
- **MIN_VALUE_EXCEEDED**: You provided a numeric parameter that has a smaller value than allowed.
- **MOVING_ACCOUNT_BETWEEN_DIFFERENT_ROOTS**: You can move an account only between entities in the same root.
- **TARGET_NOT_SUPPORTED**: You can't perform the specified operation on that target entity.
- **UNRECOGNIZED_SERVICE_PRINCIPAL**: You specified a service principal that isn't recognized.

HTTP Status Code: 400

ServiceException

AWS Organizations can't complete your request because of an internal service error. Try again later.

HTTP Status Code: 500

SourceParentNotFoundException

We can't find a source root or OU with the `ParentId` that you specified.

HTTP Status Code: 400

TooManyRequestsException

You have sent too many requests in too short a period of time. The quota helps protect against denial-of-service attacks. Try again later.

For information about quotas that affect AWS Organizations, see [Quotas for AWS Organizations](#) in the *AWS Organizations User Guide*.

HTTP Status Code: 400

Examples

Example

The following example shows how to move a member account from the root to an OU.

Sample Request

```
POST / HTTP/1.1
X-Amz-Target: AWSOrganizationsV20161128.MoveAccount

{ "AccountId": "333333333333", "SourceParentId": "r-examplerootid111",
  "DestinationParentId": "ou-examplerootid111-exampleoid111" }
```

Sample Response

```
HTTP/1.1 200 OK
Content-Type: application/json
```

See Also

For more information about using this API in one of the language-specific AWS SDKs, see the following:

- [AWS Command Line Interface](#)
- [AWS SDK for .NET](#)
- [AWS SDK for C++](#)
- [AWS SDK for Go v2](#)
- [AWS SDK for Java V2](#)
- [AWS SDK for JavaScript V3](#)
- [AWS SDK for PHP V3](#)
- [AWS SDK for Python](#)
- [AWS SDK for Ruby V3](#)

PutResourcePolicy

Creates or updates a resource policy.

You can only call this operation from the organization's management account.

Request Syntax

```
{
  "Content": "string",
  "Tags": [
    {
      "Key": "string",
      "Value": "string"
    }
  ]
}
```

Request Parameters

For information about the parameters that are common to all actions, see [Common Parameters](#).

The request accepts the following data in JSON format.

Content

If provided, the new content for the resource policy. The text must be correctly formatted JSON that complies with the syntax for the resource policy's type. For more information, see [SCP syntax](#) in the *AWS Organizations User Guide*.

Type: String

Length Constraints: Minimum length of 1. Maximum length of 40000.

Pattern: `[\s\S]*`

Required: Yes

Tags

A list of tags that you want to attach to the newly created resource policy. For each tag in the list, you must specify both a tag key and a value. You can set the value to an empty string, but

you can't set it to null. For more information about tagging, see [Tagging AWS Organizations resources](#) in the AWS Organizations User Guide.

Note

Calls with tags apply to the initial creation of the resource policy, otherwise an exception is thrown. If any one of the tags is not valid or if you exceed the allowed number of tags for the resource policy, then the entire request fails and the resource policy is not created.

Type: Array of [Tag](#) objects

Required: No

Response Syntax

```
{
  "ResourcePolicy": {
    "Content": "string",
    "ResourcePolicySummary": {
      "Arn": "string",
      "Id": "string"
    }
  }
}
```

Response Elements

If the action is successful, the service sends back an HTTP 200 response.

The following data is returned in JSON format by the service.

[ResourcePolicy](#)

A structure that contains details about the resource policy.

Type: [ResourcePolicy](#) object

Errors

For information about the errors that are common to all actions, see [Common Errors](#).

AccessDeniedException

You don't have permissions to perform the requested operation. The user or role that is making the request must have at least one IAM permissions policy attached that grants the required permissions. For more information, see [Access Management](#) in the *IAM User Guide*.

HTTP Status Code: 400

AWSOrganizationsNotInUseException

Your account isn't a member of an organization. To make this request, you must use the credentials of an account that belongs to an organization.

HTTP Status Code: 400

ConcurrentModificationException

The target of the operation is currently being modified by a different request. Try again later.

HTTP Status Code: 400

ConstraintViolationException

Performing this operation violates a minimum or maximum value limit. For example, attempting to remove the last service control policy (SCP) from an OU or root, inviting or creating too many accounts to the organization, or attaching too many policies to an account, OU, or root. This exception includes a reason that contains additional information about the violated limit:


Note

Some of the reasons in the following list might not be applicable to this specific API or operation.

- **ACCOUNT_CANNOT_LEAVE_ORGANIZATION:** You attempted to remove the management account from the organization. You can't remove the management account. Instead, after you remove all member accounts, delete the organization itself.

- **ACCOUNT_CANNOT_LEAVE_WITHOUT_PHONE_VERIFICATION:** You attempted to remove an account from the organization that doesn't yet have enough information to exist as a standalone account. This account requires you to first complete phone verification. Follow the steps at [Removing a member account from your organization](#) in the *AWS Organizations User Guide*.
- **ACCOUNT_CREATION_RATE_LIMIT_EXCEEDED:** You attempted to exceed the number of accounts that you can create in one day.
- **ACCOUNT_CREATION_NOT_COMPLETE:** Your account setup isn't complete or your account isn't fully active. You must complete the account setup before you create an organization.
- **ACCOUNT_NUMBER_LIMIT_EXCEEDED:** You attempted to exceed the limit on the number of accounts in an organization. If you need more accounts, contact [AWS Support](#) to request an increase in your limit.

Or the number of invitations that you tried to send would cause you to exceed the limit of accounts in your organization. Send fewer invitations or contact AWS Support to request an increase in the number of accounts.

 **Note**

Deleted and closed accounts still count toward your limit.

 **Important**

If you get this exception when running a command immediately after creating the organization, wait one hour and try again. After an hour, if the command continues to fail with this error, contact [AWS Support](#).

- **CANNOT_REGISTER_SUSPENDED_ACCOUNT_AS_DELEGATED_ADMINISTRATOR:** You cannot register a suspended account as a delegated administrator.
- **CANNOT_REGISTER_MASTER_AS_DELEGATED_ADMINISTRATOR:** You attempted to register the management account of the organization as a delegated administrator for an AWS service integrated with Organizations. You can designate only a member account as a delegated administrator.
- **CANNOT_CLOSE_MANAGEMENT_ACCOUNT:** You attempted to close the management account. To close the management account for the organization, you must first either remove

or close all member accounts in the organization. Follow standard account closure process using root credentials.

- **CANNOT_REMOVE_DELEGATED_ADMINISTRATOR_FROM_ORG:** You attempted to remove an account that is registered as a delegated administrator for a service integrated with your organization. To complete this operation, you must first deregister this account as a delegated administrator.
- **CLOSE_ACCOUNT_QUOTA_EXCEEDED:** You have exceeded close account quota for the past 30 days.
- **CLOSE_ACCOUNT_REQUESTS_LIMIT_EXCEEDED:** You attempted to exceed the number of accounts that you can close at a time.
- **CREATE_ORGANIZATION_IN_BILLING_MODE_UNSUPPORTED_REGION:** To create an organization in the specified region, you must enable all features mode.
- **DELEGATED_ADMINISTRATOR_EXISTS_FOR_THIS_SERVICE:** You attempted to register an AWS account as a delegated administrator for an AWS service that already has a delegated administrator. To complete this operation, you must first deregister any existing delegated administrators for this service.
- **EMAIL_VERIFICATION_CODE_EXPIRED:** The email verification code is only valid for a limited period of time. You must resubmit the request and generate a new verification code.
- **HANDSHAKE_RATE_LIMIT_EXCEEDED:** You attempted to exceed the number of handshakes that you can send in one day.
- **INVALID_PAYMENT_INSTRUMENT:** You cannot remove an account because no supported payment method is associated with the account. AWS does not support cards issued by financial institutions in Russia or Belarus. For more information, see [Managing your AWS payments](#).
- **MASTER_ACCOUNT_ADDRESS_DOES_NOT_MATCH_MARKETPLACE:** To create an account in this organization, you first must migrate the organization's management account to the marketplace that corresponds to the management account's address. All accounts in an organization must be associated with the same marketplace.
- **MASTER_ACCOUNT_MISSING_BUSINESS_LICENSE:** Applies only to the AWS Regions in China. To create an organization, the master must have a valid business license. For more information, contact customer support.
- **MASTER_ACCOUNT_MISSING_CONTACT_INFO:** To complete this operation, you must first provide a valid contact address and phone number for the management account. Then try the operation again.

- **MASTER_ACCOUNT_NOT_GOV_CLOUD_ENABLED**: To complete this operation, the management account must have an associated account in the AWS GovCloud (US-West) Region. For more information, see [AWS Organizations](#) in the *AWS GovCloud User Guide*.
- **MASTER_ACCOUNT_PAYMENT_INSTRUMENT_REQUIRED**: To create an organization with this management account, you first must associate a valid payment instrument, such as a credit card, with the account. For more information, see [Considerations before removing an account from an organization](#) in the *AWS Organizations User Guide*.
- **MAX_DELEGATED_ADMINISTRATORS_FOR_SERVICE_LIMIT_EXCEEDED**: You attempted to register more delegated administrators than allowed for the service principal.
- **MAX_POLICY_TYPE_ATTACHMENT_LIMIT_EXCEEDED**: You attempted to exceed the number of policies of a certain type that can be attached to an entity at one time.
- **MAX_TAG_LIMIT_EXCEEDED**: You have exceeded the number of tags allowed on this resource.
- **MEMBER_ACCOUNT_PAYMENT_INSTRUMENT_REQUIRED**: To complete this operation with this member account, you first must associate a valid payment instrument, such as a credit card, with the account. For more information, see [Considerations before removing an account from an organization](#) in the *AWS Organizations User Guide*.
- **MIN_POLICY_TYPE_ATTACHMENT_LIMIT_EXCEEDED**: You attempted to detach a policy from an entity that would cause the entity to have fewer than the minimum number of policies of a certain type required.
- **ORGANIZATION_NOT_IN_ALL_FEATURES_MODE**: You attempted to perform an operation that requires the organization to be configured to support all features. An organization that supports only consolidated billing features can't perform this operation.
- **OU_DEPTH_LIMIT_EXCEEDED**: You attempted to create an OU tree that is too many levels deep.
- **OU_NUMBER_LIMIT_EXCEEDED**: You attempted to exceed the number of OUs that you can have in an organization.
- **POLICY_CONTENT_LIMIT_EXCEEDED**: You attempted to create a policy that is larger than the maximum size.
- **POLICY_NUMBER_LIMIT_EXCEEDED**: You attempted to exceed the number of policies that you can have in an organization.
- **SERVICE_ACCESS_NOT_ENABLED**: You attempted to register a delegated administrator before you enabled service access. Call the `EnableAWSServiceAccess` API first.
- **TAG_POLICY_VIOLATION**: You attempted to create or update a resource with tags that are not compliant with the tag policy requirements for this account.

- **WAIT_PERIOD_ACTIVE:** After you create an AWS account, you must wait until at least seven days after the account was created. Invited accounts aren't subject to this waiting period.

HTTP Status Code: 400

InvalidInputException

The requested operation failed because you provided invalid values for one or more of the request parameters. This exception includes a reason that contains additional information about the violated limit:

Note

Some of the reasons in the following list might not be applicable to this specific API or operation.

- **DUPLICATE_TAG_KEY:** Tag keys must be unique among the tags attached to the same entity.
- **IMMUTABLE_POLICY:** You specified a policy that is managed by AWS and can't be modified.
- **INPUT_REQUIRED:** You must include a value for all required parameters.
- **INVALID_EMAIL_ADDRESS_TARGET:** You specified an invalid email address for the invited account owner.
- **INVALID_ENUM:** You specified an invalid value.
- **INVALID_ENUM_POLICY_TYPE:** You specified an invalid policy type string.
- **INVALID_FULL_NAME_TARGET:** You specified a full name that contains invalid characters.
- **INVALID_LIST_MEMBER:** You provided a list to a parameter that contains at least one invalid value.
- **INVALID_PAGINATION_TOKEN:** Get the value for the NextToken parameter from the response to a previous call of the operation.
- **INVALID_PARTY_TYPE_TARGET:** You specified the wrong type of entity (account, organization, or email) as a party.
- **INVALID_PATTERN:** You provided a value that doesn't match the required pattern.
- **INVALID_PATTERN_TARGET_ID:** You specified a policy target ID that doesn't match the required pattern.
- **INVALID_ROLE_NAME:** You provided a role name that isn't valid. A role name can't begin with the reserved prefix `AWSServiceRoleFor`.

- **INVALID_SYNTAX_ORGANIZATION_ARN:** You specified an invalid Amazon Resource Name (ARN) for the organization.
- **INVALID_SYNTAX_POLICY_ID:** You specified an invalid policy ID.
- **INVALID_SYSTEM_TAGS_PARAMETER:** You specified a tag key that is a system tag. You can't add, edit, or delete system tag keys because they're reserved for AWS use. System tags don't count against your tags per resource limit.
- **MAX_FILTER_LIMIT_EXCEEDED:** You can specify only one filter parameter for the operation.
- **MAX_LENGTH_EXCEEDED:** You provided a string parameter that is longer than allowed.
- **MAX_VALUE_EXCEEDED:** You provided a numeric parameter that has a larger value than allowed.
- **MIN_LENGTH_EXCEEDED:** You provided a string parameter that is shorter than allowed.
- **MIN_VALUE_EXCEEDED:** You provided a numeric parameter that has a smaller value than allowed.
- **MOVING_ACCOUNT_BETWEEN_DIFFERENT_ROOTS:** You can move an account only between entities in the same root.
- **TARGET_NOT_SUPPORTED:** You can't perform the specified operation on that target entity.
- **UNRECOGNIZED_SERVICE_PRINCIPAL:** You specified a service principal that isn't recognized.

HTTP Status Code: 400

ServiceException

AWS Organizations can't complete your request because of an internal service error. Try again later.

HTTP Status Code: 500

TooManyRequestsException

You have sent too many requests in too short a period of time. The quota helps protect against denial-of-service attacks. Try again later.

For information about quotas that affect AWS Organizations, see [Quotas for AWS Organizations](#) in the *AWS Organizations User Guide*.

HTTP Status Code: 400

UnsupportedAPIEndpointException

This action isn't available in the current AWS Region.

HTTP Status Code: 400

See Also

For more information about using this API in one of the language-specific AWS SDKs, see the following:

- [AWS Command Line Interface](#)
- [AWS SDK for .NET](#)
- [AWS SDK for C++](#)
- [AWS SDK for Go v2](#)
- [AWS SDK for Java V2](#)
- [AWS SDK for JavaScript V3](#)
- [AWS SDK for PHP V3](#)
- [AWS SDK for Python](#)
- [AWS SDK for Ruby V3](#)

RegisterDelegatedAdministrator

Enables the specified member account to administer the Organizations features of the specified AWS service. It grants read-only access to AWS Organizations service data. The account still requires IAM permissions to access and administer the AWS service.

You can run this action only for AWS services that support this feature. For a current list of services that support it, see the column *Supports Delegated Administrator* in the table at [AWS Services that you can use with AWS Organizations](#) in the *AWS Organizations User Guide*.

This operation can be called only from the organization's management account.

Request Syntax

```
{
  "AccountId": "string",
  "ServicePrincipal": "string"
}
```

Request Parameters

For information about the parameters that are common to all actions, see [Common Parameters](#).

The request accepts the following data in JSON format.

AccountId

The account ID number of the member account in the organization to register as a delegated administrator.

Type: String

Length Constraints: Maximum length of 12.

Pattern: `^\d{12}$`

Required: Yes

ServicePrincipal

The service principal of the AWS service for which you want to make the member account a delegated administrator.

Type: String

Length Constraints: Minimum length of 1. Maximum length of 128.

Pattern: `[\w+=, .@-]*`

Required: Yes

Response Elements

If the action is successful, the service sends back an HTTP 200 response with an empty HTTP body.

Errors

For information about the errors that are common to all actions, see [Common Errors](#).

AccessDeniedException

You don't have permissions to perform the requested operation. The user or role that is making the request must have at least one IAM permissions policy attached that grants the required permissions. For more information, see [Access Management](#) in the *IAM User Guide*.

HTTP Status Code: 400

AccountAlreadyRegisteredException

The specified account is already a delegated administrator for this AWS service.

HTTP Status Code: 400

AccountNotFoundException

We can't find an AWS account with the AccountId that you specified, or the account whose credentials you used to make this request isn't a member of an organization.

HTTP Status Code: 400

AWSOrganizationsNotInUseException

Your account isn't a member of an organization. To make this request, you must use the credentials of an account that belongs to an organization.

HTTP Status Code: 400

ConcurrentModificationException

The target of the operation is currently being modified by a different request. Try again later.

HTTP Status Code: 400

ConstraintViolationException

Performing this operation violates a minimum or maximum value limit. For example, attempting to remove the last service control policy (SCP) from an OU or root, inviting or creating too many accounts to the organization, or attaching too many policies to an account, OU, or root. This exception includes a reason that contains additional information about the violated limit:

Note

Some of the reasons in the following list might not be applicable to this specific API or operation.

- **ACCOUNT_CANNOT_LEAVE_ORGANIZATION:** You attempted to remove the management account from the organization. You can't remove the management account. Instead, after you remove all member accounts, delete the organization itself.
- **ACCOUNT_CANNOT_LEAVE_WITHOUT_PHONE_VERIFICATION:** You attempted to remove an account from the organization that doesn't yet have enough information to exist as a standalone account. This account requires you to first complete phone verification. Follow the steps at [Removing a member account from your organization](#) in the *AWS Organizations User Guide*.
- **ACCOUNT_CREATION_RATE_LIMIT_EXCEEDED:** You attempted to exceed the number of accounts that you can create in one day.
- **ACCOUNT_CREATION_NOT_COMPLETE:** Your account setup isn't complete or your account isn't fully active. You must complete the account setup before you create an organization.
- **ACCOUNT_NUMBER_LIMIT_EXCEEDED:** You attempted to exceed the limit on the number of accounts in an organization. If you need more accounts, contact [AWS Support](#) to request an increase in your limit.

Or the number of invitations that you tried to send would cause you to exceed the limit of accounts in your organization. Send fewer invitations or contact AWS Support to request an increase in the number of accounts.

Note

Deleted and closed accounts still count toward your limit.

Important

If you get this exception when running a command immediately after creating the organization, wait one hour and try again. After an hour, if the command continues to fail with this error, contact [AWS Support](#).

- **CANNOT_REGISTER_SUSPENDED_ACCOUNT_AS_DELEGATED_ADMINISTRATOR:** You cannot register a suspended account as a delegated administrator.
- **CANNOT_REGISTER_MASTER_AS_DELEGATED_ADMINISTRATOR:** You attempted to register the management account of the organization as a delegated administrator for an AWS service integrated with Organizations. You can designate only a member account as a delegated administrator.
- **CANNOT_CLOSE_MANAGEMENT_ACCOUNT:** You attempted to close the management account. To close the management account for the organization, you must first either remove or close all member accounts in the organization. Follow standard account closure process using root credentials.
- **CANNOT_REMOVE_DELEGATED_ADMINISTRATOR_FROM_ORG:** You attempted to remove an account that is registered as a delegated administrator for a service integrated with your organization. To complete this operation, you must first deregister this account as a delegated administrator.
- **CLOSE_ACCOUNT_QUOTA_EXCEEDED:** You have exceeded close account quota for the past 30 days.
- **CLOSE_ACCOUNT_REQUESTS_LIMIT_EXCEEDED:** You attempted to exceed the number of accounts that you can close at a time.
- **CREATE_ORGANIZATION_IN_BILLING_MODE_UNSUPPORTED_REGION:** To create an organization in the specified region, you must enable all features mode.
- **DELEGATED_ADMINISTRATOR_EXISTS_FOR_THIS_SERVICE:** You attempted to register an AWS account as a delegated administrator for an AWS service that already has a delegated administrator. To complete this operation, you must first deregister any existing delegated administrators for this service.

- **EMAIL_VERIFICATION_CODE_EXPIRED:** The email verification code is only valid for a limited period of time. You must resubmit the request and generate a new verification code.
- **HANDSHAKE_RATE_LIMIT_EXCEEDED:** You attempted to exceed the number of handshakes that you can send in one day.
- **INVALID_PAYMENT_INSTRUMENT:** You cannot remove an account because no supported payment method is associated with the account. AWS does not support cards issued by financial institutions in Russia or Belarus. For more information, see [Managing your AWS payments](#).
- **MASTER_ACCOUNT_ADDRESS_DOES_NOT_MATCH_MARKETPLACE:** To create an account in this organization, you first must migrate the organization's management account to the marketplace that corresponds to the management account's address. All accounts in an organization must be associated with the same marketplace.
- **MASTER_ACCOUNT_MISSING_BUSINESS_LICENSE:** Applies only to the AWS Regions in China. To create an organization, the master must have a valid business license. For more information, contact customer support.
- **MASTER_ACCOUNT_MISSING_CONTACT_INFO:** To complete this operation, you must first provide a valid contact address and phone number for the management account. Then try the operation again.
- **MASTER_ACCOUNT_NOT_GOV_CLOUD_ENABLED:** To complete this operation, the management account must have an associated account in the AWS GovCloud (US-West) Region. For more information, see [AWS Organizations](#) in the *AWS GovCloud User Guide*.
- **MASTER_ACCOUNT_PAYMENT_INSTRUMENT_REQUIRED:** To create an organization with this management account, you first must associate a valid payment instrument, such as a credit card, with the account. For more information, see [Considerations before removing an account from an organization](#) in the *AWS Organizations User Guide*.
- **MAX_DELEGATED_ADMINISTRATORS_FOR_SERVICE_LIMIT_EXCEEDED:** You attempted to register more delegated administrators than allowed for the service principal.
- **MAX_POLICY_TYPE_ATTACHMENT_LIMIT_EXCEEDED:** You attempted to exceed the number of policies of a certain type that can be attached to an entity at one time.
- **MAX_TAG_LIMIT_EXCEEDED:** You have exceeded the number of tags allowed on this resource.
- **MEMBER_ACCOUNT_PAYMENT_INSTRUMENT_REQUIRED:** To complete this operation with this member account, you first must associate a valid payment instrument, such as a credit card, with the account. For more information, see [Considerations before removing an account from an organization](#) in the *AWS Organizations User Guide*.

- **MIN_POLICY_TYPE_ATTACHMENT_LIMIT_EXCEEDED:** You attempted to detach a policy from an entity that would cause the entity to have fewer than the minimum number of policies of a certain type required.
- **ORGANIZATION_NOT_IN_ALL_FEATURES_MODE:** You attempted to perform an operation that requires the organization to be configured to support all features. An organization that supports only consolidated billing features can't perform this operation.
- **OU_DEPTH_LIMIT_EXCEEDED:** You attempted to create an OU tree that is too many levels deep.
- **OU_NUMBER_LIMIT_EXCEEDED:** You attempted to exceed the number of OUs that you can have in an organization.
- **POLICY_CONTENT_LIMIT_EXCEEDED:** You attempted to create a policy that is larger than the maximum size.
- **POLICY_NUMBER_LIMIT_EXCEEDED:** You attempted to exceed the number of policies that you can have in an organization.
- **SERVICE_ACCESS_NOT_ENABLED:** You attempted to register a delegated administrator before you enabled service access. Call the `EnableAWSServiceAccess` API first.
- **TAG_POLICY_VIOLATION:** You attempted to create or update a resource with tags that are not compliant with the tag policy requirements for this account.
- **WAIT_PERIOD_ACTIVE:** After you create an AWS account, you must wait until at least seven days after the account was created. Invited accounts aren't subject to this waiting period.

HTTP Status Code: 400

InvalidInputException

The requested operation failed because you provided invalid values for one or more of the request parameters. This exception includes a reason that contains additional information about the violated limit:

Note

Some of the reasons in the following list might not be applicable to this specific API or operation.

- **DUPLICATE_TAG_KEY:** Tag keys must be unique among the tags attached to the same entity.
- **IMMUTABLE_POLICY:** You specified a policy that is managed by AWS and can't be modified.

- **INPUT_REQUIRED:** You must include a value for all required parameters.
- **INVALID_EMAIL_ADDRESS_TARGET:** You specified an invalid email address for the invited account owner.
- **INVALID_ENUM:** You specified an invalid value.
- **INVALID_ENUM_POLICY_TYPE:** You specified an invalid policy type string.
- **INVALID_FULL_NAME_TARGET:** You specified a full name that contains invalid characters.
- **INVALID_LIST_MEMBER:** You provided a list to a parameter that contains at least one invalid value.
- **INVALID_PAGINATION_TOKEN:** Get the value for the NextToken parameter from the response to a previous call of the operation.
- **INVALID_PARTY_TYPE_TARGET:** You specified the wrong type of entity (account, organization, or email) as a party.
- **INVALID_PATTERN:** You provided a value that doesn't match the required pattern.
- **INVALID_PATTERN_TARGET_ID:** You specified a policy target ID that doesn't match the required pattern.
- **INVALID_ROLE_NAME:** You provided a role name that isn't valid. A role name can't begin with the reserved prefix `AWSServiceRoleFor`.
- **INVALID_SYNTAX_ORGANIZATION_ARN:** You specified an invalid Amazon Resource Name (ARN) for the organization.
- **INVALID_SYNTAX_POLICY_ID:** You specified an invalid policy ID.
- **INVALID_SYSTEM_TAGS_PARAMETER:** You specified a tag key that is a system tag. You can't add, edit, or delete system tag keys because they're reserved for AWS use. System tags don't count against your tags per resource limit.
- **MAX_FILTER_LIMIT_EXCEEDED:** You can specify only one filter parameter for the operation.
- **MAX_LENGTH_EXCEEDED:** You provided a string parameter that is longer than allowed.
- **MAX_VALUE_EXCEEDED:** You provided a numeric parameter that has a larger value than allowed.
- **MIN_LENGTH_EXCEEDED:** You provided a string parameter that is shorter than allowed.
- **MIN_VALUE_EXCEEDED:** You provided a numeric parameter that has a smaller value than allowed.
- **MOVING_ACCOUNT_BETWEEN_DIFFERENT_ROOTS:** You can move an account only between entities in the same root.

- **TARGET_NOT_SUPPORTED**: You can't perform the specified operation on that target entity.
- **UNRECOGNIZED_SERVICE_PRINCIPAL**: You specified a service principal that isn't recognized.

HTTP Status Code: 400

ServiceException

AWS Organizations can't complete your request because of an internal service error. Try again later.

HTTP Status Code: 500

TooManyRequestsException

You have sent too many requests in too short a period of time. The quota helps protect against denial-of-service attacks. Try again later.

For information about quotas that affect AWS Organizations, see [Quotas for AWS Organizations](#) in the *AWS Organizations User Guide*.

HTTP Status Code: 400

UnsupportedAPIEndpointException

This action isn't available in the current AWS Region.

HTTP Status Code: 400

Examples

Example

This example illustrates one usage of RegisterDelegatedAdministrator.

Sample Request

```
POST / HTTP/1.1
X-Amz-Target: AWSOrganizationsV20161128.RegisterDelegatedAdministrators

{ "AccountId": "111111111111", "ServicePrincipal": "example.amazonaws.com" }
```

Sample Response

```
HTTP/1.1 200 OK
```

Content-Type: application/json

See Also

For more information about using this API in one of the language-specific AWS SDKs, see the following:

- [AWS Command Line Interface](#)
- [AWS SDK for .NET](#)
- [AWS SDK for C++](#)
- [AWS SDK for Go v2](#)
- [AWS SDK for Java V2](#)
- [AWS SDK for JavaScript V3](#)
- [AWS SDK for PHP V3](#)
- [AWS SDK for Python](#)
- [AWS SDK for Ruby V3](#)

RemoveAccountFromOrganization

Removes the specified account from the organization.

The removed account becomes a standalone account that isn't a member of any organization. It's no longer subject to any policies and is responsible for its own bill payments. The organization's management account is no longer charged for any expenses accrued by the member account after it's removed from the organization.

This operation can be called only from the organization's management account. Member accounts can remove themselves with [LeaveOrganization](#) instead.

Important

- You can remove an account from your organization only if the account is configured with the information required to operate as a standalone account. When you create an account in an organization using the AWS Organizations console, API, or CLI commands, the information required of standalone accounts is *not* automatically collected. For more information, see [Considerations before removing an account from an organization](#) in the *AWS Organizations User Guide*.
- The account that you want to leave must not be a delegated administrator account for any AWS service enabled for your organization. If the account is a delegated administrator, you must first change the delegated administrator account to another account that is remaining in the organization.
- After the account leaves the organization, all tags that were attached to the account object in the organization are deleted. AWS accounts outside of an organization do not support tags.

Request Syntax

```
{  
  "AccountId": "string"  
}
```

Request Parameters

For information about the parameters that are common to all actions, see [Common Parameters](#).

The request accepts the following data in JSON format.

AccountId

The unique identifier (ID) of the member account that you want to remove from the organization.

The [regex pattern](#) for an account ID string requires exactly 12 digits.

Type: String

Length Constraints: Maximum length of 12.

Pattern: `^\d{12}$`

Required: Yes

Response Elements

If the action is successful, the service sends back an HTTP 200 response with an empty HTTP body.

Errors

For information about the errors that are common to all actions, see [Common Errors](#).

AccessDeniedException

You don't have permissions to perform the requested operation. The user or role that is making the request must have at least one IAM permissions policy attached that grants the required permissions. For more information, see [Access Management](#) in the *IAM User Guide*.

HTTP Status Code: 400

AccountNotFoundException

We can't find an AWS account with the AccountId that you specified, or the account whose credentials you used to make this request isn't a member of an organization.

HTTP Status Code: 400

AWSOrganizationsNotInUseException

Your account isn't a member of an organization. To make this request, you must use the credentials of an account that belongs to an organization.

HTTP Status Code: 400

ConcurrentModificationException

The target of the operation is currently being modified by a different request. Try again later.

HTTP Status Code: 400

ConstraintViolationException


Performing this operation violates a minimum or maximum value limit. For example, attempting to remove the last service control policy (SCP) from an OU or root, inviting or creating too many accounts to the organization, or attaching too many policies to an account, OU, or root. This exception includes a reason that contains additional information about the violated limit:

Note

Some of the reasons in the following list might not be applicable to this specific API or operation.

- **ACCOUNT_CANNOT_LEAVE_ORGANIZATION:** You attempted to remove the management account from the organization. You can't remove the management account. Instead, after you remove all member accounts, delete the organization itself.
- **ACCOUNT_CANNOT_LEAVE_WITHOUT_PHONE_VERIFICATION:** You attempted to remove an account from the organization that doesn't yet have enough information to exist as a standalone account. This account requires you to first complete phone verification. Follow the steps at [Removing a member account from your organization](#) in the *AWS Organizations User Guide*.
- **ACCOUNT_CREATION_RATE_LIMIT_EXCEEDED:** You attempted to exceed the number of accounts that you can create in one day.
- **ACCOUNT_CREATION_NOT_COMPLETE:** Your account setup isn't complete or your account isn't fully active. You must complete the account setup before you create an organization.
- **ACCOUNT_NUMBER_LIMIT_EXCEEDED:** You attempted to exceed the limit on the number of accounts in an organization. If you need more accounts, contact [AWS Support](#) to request an increase in your limit.

Or the number of invitations that you tried to send would cause you to exceed the limit of accounts in your organization. Send fewer invitations or contact AWS Support to request an increase in the number of accounts.

 **Note**

Deleted and closed accounts still count toward your limit.

 **Important**

If you get this exception when running a command immediately after creating the organization, wait one hour and try again. After an hour, if the command continues to fail with this error, contact [AWS Support](#).

- **CANNOT_REGISTER_SUSPENDED_ACCOUNT_AS_DELEGATED_ADMINISTRATOR:** You cannot register a suspended account as a delegated administrator.
- **CANNOT_REGISTER_MASTER_AS_DELEGATED_ADMINISTRATOR:** You attempted to register the management account of the organization as a delegated administrator for an AWS service integrated with Organizations. You can designate only a member account as a delegated administrator.
- **CANNOT_CLOSE_MANAGEMENT_ACCOUNT:** You attempted to close the management account. To close the management account for the organization, you must first either remove or close all member accounts in the organization. Follow standard account closure process using root credentials.
- **CANNOT_REMOVE_DELEGATED_ADMINISTRATOR_FROM_ORG:** You attempted to remove an account that is registered as a delegated administrator for a service integrated with your organization. To complete this operation, you must first deregister this account as a delegated administrator.
- **CLOSE_ACCOUNT_QUOTA_EXCEEDED:** You have exceeded close account quota for the past 30 days.
- **CLOSE_ACCOUNT_REQUESTS_LIMIT_EXCEEDED:** You attempted to exceed the number of accounts that you can close at a time.
- **CREATE_ORGANIZATION_IN_BILLING_MODE_UNSUPPORTED_REGION:** To create an organization in the specified region, you must enable all features mode.

- **DELEGATED_ADMINISTRATOR_EXISTS_FOR_THIS_SERVICE:** You attempted to register an AWS account as a delegated administrator for an AWS service that already has a delegated administrator. To complete this operation, you must first deregister any existing delegated administrators for this service.
- **EMAIL_VERIFICATION_CODE_EXPIRED:** The email verification code is only valid for a limited period of time. You must resubmit the request and generate a new verification code.
- **HANDSHAKE_RATE_LIMIT_EXCEEDED:** You attempted to exceed the number of handshakes that you can send in one day.
- **INVALID_PAYMENT_INSTRUMENT:** You cannot remove an account because no supported payment method is associated with the account. AWS does not support cards issued by financial institutions in Russia or Belarus. For more information, see [Managing your AWS payments](#).
- **MASTER_ACCOUNT_ADDRESS_DOES_NOT_MATCH_MARKETPLACE:** To create an account in this organization, you first must migrate the organization's management account to the marketplace that corresponds to the management account's address. All accounts in an organization must be associated with the same marketplace.
- **MASTER_ACCOUNT_MISSING_BUSINESS_LICENSE:** Applies only to the AWS Regions in China. To create an organization, the master must have a valid business license. For more information, contact customer support.
- **MASTER_ACCOUNT_MISSING_CONTACT_INFO:** To complete this operation, you must first provide a valid contact address and phone number for the management account. Then try the operation again.
- **MASTER_ACCOUNT_NOT_GOV_CLOUD_ENABLED:** To complete this operation, the management account must have an associated account in the AWS GovCloud (US-West) Region. For more information, see [AWS Organizations](#) in the *AWS GovCloud User Guide*.
- **MASTER_ACCOUNT_PAYMENT_INSTRUMENT_REQUIRED:** To create an organization with this management account, you first must associate a valid payment instrument, such as a credit card, with the account. For more information, see [Considerations before removing an account from an organization](#) in the *AWS Organizations User Guide*.
- **MAX_DELEGATED_ADMINISTRATORS_FOR_SERVICE_LIMIT_EXCEEDED:** You attempted to register more delegated administrators than allowed for the service principal.
- **MAX_POLICY_TYPE_ATTACHMENT_LIMIT_EXCEEDED:** You attempted to exceed the number of policies of a certain type that can be attached to an entity at one time.
- **MAX_TAG_LIMIT_EXCEEDED:** You have exceeded the number of tags allowed on this resource.

- **MEMBER_ACCOUNT_PAYMENT_INSTRUMENT_REQUIRED:** To complete this operation with this member account, you first must associate a valid payment instrument, such as a credit card, with the account. For more information, see [Considerations before removing an account from an organization](#) in the *AWS Organizations User Guide*.
- **MIN_POLICY_TYPE_ATTACHMENT_LIMIT_EXCEEDED:** You attempted to detach a policy from an entity that would cause the entity to have fewer than the minimum number of policies of a certain type required.
- **ORGANIZATION_NOT_IN_ALL_FEATURES_MODE:** You attempted to perform an operation that requires the organization to be configured to support all features. An organization that supports only consolidated billing features can't perform this operation.
- **OU_DEPTH_LIMIT_EXCEEDED:** You attempted to create an OU tree that is too many levels deep.
- **OU_NUMBER_LIMIT_EXCEEDED:** You attempted to exceed the number of OUs that you can have in an organization.
- **POLICY_CONTENT_LIMIT_EXCEEDED:** You attempted to create a policy that is larger than the maximum size.
- **POLICY_NUMBER_LIMIT_EXCEEDED:** You attempted to exceed the number of policies that you can have in an organization.
- **SERVICE_ACCESS_NOT_ENABLED:** You attempted to register a delegated administrator before you enabled service access. Call the `EnableAWSServiceAccess` API first.
- **TAG_POLICY_VIOLATION:** You attempted to create or update a resource with tags that are not compliant with the tag policy requirements for this account.
- **WAIT_PERIOD_ACTIVE:** After you create an AWS account, you must wait until at least seven days after the account was created. Invited accounts aren't subject to this waiting period.

HTTP Status Code: 400

InvalidInputException

The requested operation failed because you provided invalid values for one or more of the request parameters. This exception includes a reason that contains additional information about the violated limit:

Note

Some of the reasons in the following list might not be applicable to this specific API or operation.

- **DUPLICATE_TAG_KEY:** Tag keys must be unique among the tags attached to the same entity.
- **IMMUTABLE_POLICY:** You specified a policy that is managed by AWS and can't be modified.
- **INPUT_REQUIRED:** You must include a value for all required parameters.
- **INVALID_EMAIL_ADDRESS_TARGET:** You specified an invalid email address for the invited account owner.
- **INVALID_ENUM:** You specified an invalid value.
- **INVALID_ENUM_POLICY_TYPE:** You specified an invalid policy type string.
- **INVALID_FULL_NAME_TARGET:** You specified a full name that contains invalid characters.
- **INVALID_LIST_MEMBER:** You provided a list to a parameter that contains at least one invalid value.
- **INVALID_PAGINATION_TOKEN:** Get the value for the NextToken parameter from the response to a previous call of the operation.
- **INVALID_PARTY_TYPE_TARGET:** You specified the wrong type of entity (account, organization, or email) as a party.
- **INVALID_PATTERN:** You provided a value that doesn't match the required pattern.
- **INVALID_PATTERN_TARGET_ID:** You specified a policy target ID that doesn't match the required pattern.
- **INVALID_ROLE_NAME:** You provided a role name that isn't valid. A role name can't begin with the reserved prefix `AWSServiceRoleFor`.
- **INVALID_SYNTAX_ORGANIZATION_ARN:** You specified an invalid Amazon Resource Name (ARN) for the organization.
- **INVALID_SYNTAX_POLICY_ID:** You specified an invalid policy ID.
- **INVALID_SYSTEM_TAGS_PARAMETER:** You specified a tag key that is a system tag. You can't add, edit, or delete system tag keys because they're reserved for AWS use. System tags don't count against your tags per resource limit.
- **MAX_FILTER_LIMIT_EXCEEDED:** You can specify only one filter parameter for the operation.
- **MAX_LENGTH_EXCEEDED:** You provided a string parameter that is longer than allowed.

- **MAX_VALUE_EXCEEDED**: You provided a numeric parameter that has a larger value than allowed.
- **MIN_LENGTH_EXCEEDED**: You provided a string parameter that is shorter than allowed.
- **MIN_VALUE_EXCEEDED**: You provided a numeric parameter that has a smaller value than allowed.
- **MOVING_ACCOUNT_BETWEEN_DIFFERENT_ROOTS**: You can move an account only between entities in the same root.
- **TARGET_NOT_SUPPORTED**: You can't perform the specified operation on that target entity.
- **UNRECOGNIZED_SERVICE_PRINCIPAL**: You specified a service principal that isn't recognized.

HTTP Status Code: 400

MasterCannotLeaveOrganizationException

You can't remove a management account from an organization. If you want the management account to become a member account in another organization, you must first delete the current organization of the management account.

HTTP Status Code: 400

ServiceException

AWS Organizations can't complete your request because of an internal service error. Try again later.

HTTP Status Code: 500

TooManyRequestsException

You have sent too many requests in too short a period of time. The quota helps protect against denial-of-service attacks. Try again later.

For information about quotas that affect AWS Organizations, see [Quotas for AWS Organizations](#) in the *AWS Organizations User Guide*.

HTTP Status Code: 400

Examples

The following example shows how to remove member account 333333333333 from an organization.

Example

This example illustrates one usage of `RemoveAccountFromOrganization`.

Sample Request

```
POST / HTTP/1.1
```

```
Host: organizations.us-east-1.amazonaws.com
```

```
X-Amz-Target: AWSOrganizationsV20161128.RemoveAccountFromOrganization
```

```
{ "AccountId": "333333333333" }
```

Sample Response

```
HTTP/1.1 200 OK
```

```
Content-Type: application/json
```

See Also

For more information about using this API in one of the language-specific AWS SDKs, see the following:

- [AWS Command Line Interface](#)
- [AWS SDK for .NET](#)
- [AWS SDK for C++](#)
- [AWS SDK for Go v2](#)
- [AWS SDK for Java V2](#)
- [AWS SDK for JavaScript V3](#)
- [AWS SDK for PHP V3](#)
- [AWS SDK for Python](#)
- [AWS SDK for Ruby V3](#)

TagResource

Adds one or more tags to the specified resource.

Currently, you can attach tags to the following resources in AWS Organizations.

- AWS account
- Organization root
- Organizational unit (OU)
- Policy (any type)

This operation can be called only from the organization's management account or by a member account that is a delegated administrator for an AWS service.

Request Syntax

```
{
  "ResourceId": "string",
  "Tags": [
    {
      "Key": "string",
      "Value": "string"
    }
  ]
}
```

Request Parameters

For information about the parameters that are common to all actions, see [Common Parameters](#).

The request accepts the following data in JSON format.

ResourceId

The ID of the resource to add a tag to.

You can specify any of the following taggable resources.

- AWS account – specify the account ID number.

- Organizational unit – specify the OU ID that begins with ou- and looks similar to: `ou-1a2b-34uvwxyz`
- Root – specify the root ID that begins with r- and looks similar to: `r-1a2b`
- Policy – specify the policy ID that begins with p- and looks similar to: `p-12abcdefg3`

Type: String

Length Constraints: Maximum length of 130.

Pattern: `^(r-[0-9a-z]{4,32})|(\d{12})|(ou-[0-9a-z]{4,32}-[a-z0-9]{8,32})|(^p-[0-9a-zA-Z_]{8,128})|(^rp-[0-9a-zA-Z_]{4,128})$`

Required: Yes

Tags

A list of tags to add to the specified resource.

For each tag in the list, you must specify both a tag key and a value. The value can be an empty string, but you can't set it to `null`.

Note

If any one of the tags is not valid or if you exceed the maximum allowed number of tags for a resource, then the entire request fails.

Type: Array of [Tag](#) objects

Required: Yes

Response Elements

If the action is successful, the service sends back an HTTP 200 response with an empty HTTP body.

Errors

For information about the errors that are common to all actions, see [Common Errors](#).

AccessDeniedException

You don't have permissions to perform the requested operation. The user or role that is making the request must have at least one IAM permissions policy attached that grants the required permissions. For more information, see [Access Management](#) in the *IAM User Guide*.

HTTP Status Code: 400

AWSOrganizationsNotInUseException

Your account isn't a member of an organization. To make this request, you must use the credentials of an account that belongs to an organization.

HTTP Status Code: 400

ConcurrentModificationException

The target of the operation is currently being modified by a different request. Try again later.

HTTP Status Code: 400

ConstraintViolationException

Performing this operation violates a minimum or maximum value limit. For example, attempting to remove the last service control policy (SCP) from an OU or root, inviting or creating too many accounts to the organization, or attaching too many policies to an account, OU, or root. This exception includes a reason that contains additional information about the violated limit:

Note

Some of the reasons in the following list might not be applicable to this specific API or operation.

- **ACCOUNT_CANNOT_LEAVE_ORGANIZATION:** You attempted to remove the management account from the organization. You can't remove the management account. Instead, after you remove all member accounts, delete the organization itself.
- **ACCOUNT_CANNOT_LEAVE_WITHOUT_PHONE_VERIFICATION:** You attempted to remove an account from the organization that doesn't yet have enough information to exist as a standalone account. This account requires you to first complete phone verification. Follow the

steps at [Removing a member account from your organization](#) in the *AWS Organizations User Guide*.

- **ACCOUNT_CREATION_RATE_LIMIT_EXCEEDED:** You attempted to exceed the number of accounts that you can create in one day.
- **ACCOUNT_CREATION_NOT_COMPLETE:** Your account setup isn't complete or your account isn't fully active. You must complete the account setup before you create an organization.
- **ACCOUNT_NUMBER_LIMIT_EXCEEDED:** You attempted to exceed the limit on the number of accounts in an organization. If you need more accounts, contact [AWS Support](#) to request an increase in your limit.

Or the number of invitations that you tried to send would cause you to exceed the limit of accounts in your organization. Send fewer invitations or contact AWS Support to request an increase in the number of accounts.

 **Note**

Deleted and closed accounts still count toward your limit.

 **Important**

If you get this exception when running a command immediately after creating the organization, wait one hour and try again. After an hour, if the command continues to fail with this error, contact [AWS Support](#).

- **CANNOT_REGISTER_SUSPENDED_ACCOUNT_AS_DELEGATED_ADMINISTRATOR:** You cannot register a suspended account as a delegated administrator.
- **CANNOT_REGISTER_MASTER_AS_DELEGATED_ADMINISTRATOR:** You attempted to register the management account of the organization as a delegated administrator for an AWS service integrated with Organizations. You can designate only a member account as a delegated administrator.
- **CANNOT_CLOSE_MANAGEMENT_ACCOUNT:** You attempted to close the management account. To close the management account for the organization, you must first either remove or close all member accounts in the organization. Follow standard account closure process using root credentials.

- **CANNOT_REMOVE_DELEGATED_ADMINISTRATOR_FROM_ORG:** You attempted to remove an account that is registered as a delegated administrator for a service integrated with your organization. To complete this operation, you must first deregister this account as a delegated administrator.
- **CLOSE_ACCOUNT_QUOTA_EXCEEDED:** You have exceeded close account quota for the past 30 days.
- **CLOSE_ACCOUNT_REQUESTS_LIMIT_EXCEEDED:** You attempted to exceed the number of accounts that you can close at a time.
- **CREATE_ORGANIZATION_IN_BILLING_MODE_UNSUPPORTED_REGION:** To create an organization in the specified region, you must enable all features mode.
- **DELEGATED_ADMINISTRATOR_EXISTS_FOR_THIS_SERVICE:** You attempted to register an AWS account as a delegated administrator for an AWS service that already has a delegated administrator. To complete this operation, you must first deregister any existing delegated administrators for this service.
- **EMAIL_VERIFICATION_CODE_EXPIRED:** The email verification code is only valid for a limited period of time. You must resubmit the request and generate a new verification code.
- **HANDSHAKE_RATE_LIMIT_EXCEEDED:** You attempted to exceed the number of handshakes that you can send in one day.
- **INVALID_PAYMENT_INSTRUMENT:** You cannot remove an account because no supported payment method is associated with the account. AWS does not support cards issued by financial institutions in Russia or Belarus. For more information, see [Managing your AWS payments](#).
- **MASTER_ACCOUNT_ADDRESS_DOES_NOT_MATCH_MARKETPLACE:** To create an account in this organization, you first must migrate the organization's management account to the marketplace that corresponds to the management account's address. All accounts in an organization must be associated with the same marketplace.
- **MASTER_ACCOUNT_MISSING_BUSINESS_LICENSE:** Applies only to the AWS Regions in China. To create an organization, the master must have a valid business license. For more information, contact customer support.
- **MASTER_ACCOUNT_MISSING_CONTACT_INFO:** To complete this operation, you must first provide a valid contact address and phone number for the management account. Then try the operation again.

- **MASTER_ACCOUNT_NOT_GOV_CLOUD_ENABLED**: To complete this operation, the management account must have an associated account in the AWS GovCloud (US-West) Region. For more information, see [AWS Organizations](#) in the *AWS GovCloud User Guide*.
- **MASTER_ACCOUNT_PAYMENT_INSTRUMENT_REQUIRED**: To create an organization with this management account, you first must associate a valid payment instrument, such as a credit card, with the account. For more information, see [Considerations before removing an account from an organization](#) in the *AWS Organizations User Guide*.
- **MAX_DELEGATED_ADMINISTRATORS_FOR_SERVICE_LIMIT_EXCEEDED**: You attempted to register more delegated administrators than allowed for the service principal.
- **MAX_POLICY_TYPE_ATTACHMENT_LIMIT_EXCEEDED**: You attempted to exceed the number of policies of a certain type that can be attached to an entity at one time.
- **MAX_TAG_LIMIT_EXCEEDED**: You have exceeded the number of tags allowed on this resource.
- **MEMBER_ACCOUNT_PAYMENT_INSTRUMENT_REQUIRED**: To complete this operation with this member account, you first must associate a valid payment instrument, such as a credit card, with the account. For more information, see [Considerations before removing an account from an organization](#) in the *AWS Organizations User Guide*.
- **MIN_POLICY_TYPE_ATTACHMENT_LIMIT_EXCEEDED**: You attempted to detach a policy from an entity that would cause the entity to have fewer than the minimum number of policies of a certain type required.
- **ORGANIZATION_NOT_IN_ALL_FEATURES_MODE**: You attempted to perform an operation that requires the organization to be configured to support all features. An organization that supports only consolidated billing features can't perform this operation.
- **OU_DEPTH_LIMIT_EXCEEDED**: You attempted to create an OU tree that is too many levels deep.
- **OU_NUMBER_LIMIT_EXCEEDED**: You attempted to exceed the number of OUs that you can have in an organization.
- **POLICY_CONTENT_LIMIT_EXCEEDED**: You attempted to create a policy that is larger than the maximum size.
- **POLICY_NUMBER_LIMIT_EXCEEDED**: You attempted to exceed the number of policies that you can have in an organization.
- **SERVICE_ACCESS_NOT_ENABLED**: You attempted to register a delegated administrator before you enabled service access. Call the `EnableAWSServiceAccess` API first.
- **TAG_POLICY_VIOLATION**: You attempted to create or update a resource with tags that are not compliant with the tag policy requirements for this account.

- **WAIT_PERIOD_ACTIVE:** After you create an AWS account, you must wait until at least seven days after the account was created. Invited accounts aren't subject to this waiting period.

HTTP Status Code: 400

InvalidInputException

The requested operation failed because you provided invalid values for one or more of the request parameters. This exception includes a reason that contains additional information about the violated limit:

Note

Some of the reasons in the following list might not be applicable to this specific API or operation.

- **DUPLICATE_TAG_KEY:** Tag keys must be unique among the tags attached to the same entity.
- **IMMUTABLE_POLICY:** You specified a policy that is managed by AWS and can't be modified.
- **INPUT_REQUIRED:** You must include a value for all required parameters.
- **INVALID_EMAIL_ADDRESS_TARGET:** You specified an invalid email address for the invited account owner.
- **INVALID_ENUM:** You specified an invalid value.
- **INVALID_ENUM_POLICY_TYPE:** You specified an invalid policy type string.
- **INVALID_FULL_NAME_TARGET:** You specified a full name that contains invalid characters.
- **INVALID_LIST_MEMBER:** You provided a list to a parameter that contains at least one invalid value.
- **INVALID_PAGINATION_TOKEN:** Get the value for the NextToken parameter from the response to a previous call of the operation.
- **INVALID_PARTY_TYPE_TARGET:** You specified the wrong type of entity (account, organization, or email) as a party.
- **INVALID_PATTERN:** You provided a value that doesn't match the required pattern.
- **INVALID_PATTERN_TARGET_ID:** You specified a policy target ID that doesn't match the required pattern.
- **INVALID_ROLE_NAME:** You provided a role name that isn't valid. A role name can't begin with the reserved prefix `AWSServiceRoleFor`.

- **INVALID_SYNTAX_ORGANIZATION_ARN:** You specified an invalid Amazon Resource Name (ARN) for the organization.
- **INVALID_SYNTAX_POLICY_ID:** You specified an invalid policy ID.
- **INVALID_SYSTEM_TAGS_PARAMETER:** You specified a tag key that is a system tag. You can't add, edit, or delete system tag keys because they're reserved for AWS use. System tags don't count against your tags per resource limit.
- **MAX_FILTER_LIMIT_EXCEEDED:** You can specify only one filter parameter for the operation.
- **MAX_LENGTH_EXCEEDED:** You provided a string parameter that is longer than allowed.
- **MAX_VALUE_EXCEEDED:** You provided a numeric parameter that has a larger value than allowed.
- **MIN_LENGTH_EXCEEDED:** You provided a string parameter that is shorter than allowed.
- **MIN_VALUE_EXCEEDED:** You provided a numeric parameter that has a smaller value than allowed.
- **MOVING_ACCOUNT_BETWEEN_DIFFERENT_ROOTS:** You can move an account only between entities in the same root.
- **TARGET_NOT_SUPPORTED:** You can't perform the specified operation on that target entity.
- **UNRECOGNIZED_SERVICE_PRINCIPAL:** You specified a service principal that isn't recognized.

HTTP Status Code: 400

ServiceException

AWS Organizations can't complete your request because of an internal service error. Try again later.

HTTP Status Code: 500

TargetNotFoundException

We can't find a root, OU, account, or policy with the `TargetId` that you specified.

HTTP Status Code: 400

TooManyRequestsException

You have sent too many requests in too short a period of time. The quota helps protect against denial-of-service attacks. Try again later.

For information about quotas that affect AWS Organizations, see [Quotas for AWS Organizations](#) in the *AWS Organizations User Guide*.

HTTP Status Code: 400

Examples

Example

The following example shows how to tag a resource with the account ID of 444444444444.

Sample Request

```
POST / HTTP/1.1
X-Amz-Target: AWSOrganizationsV20161128.TagResource

{ "ResourceId" : "4444444444444444", "Tags": [ {"Key": "Key1", "Value" : "value1"}, {"Key":
  "Key2", "Value" : "value2"}]
}
```

Sample Response

```
HTTP/1.1 200 OK
Content-Type: application/json
```

See Also

For more information about using this API in one of the language-specific AWS SDKs, see the following:

- [AWS Command Line Interface](#)
- [AWS SDK for .NET](#)
- [AWS SDK for C++](#)
- [AWS SDK for Go v2](#)
- [AWS SDK for Java V2](#)
- [AWS SDK for JavaScript V3](#)
- [AWS SDK for PHP V3](#)
- [AWS SDK for Python](#)
- [AWS SDK for Ruby V3](#)

UntagResource

Removes any tags with the specified keys from the specified resource.

You can attach tags to the following resources in AWS Organizations.

- AWS account
- Organization root
- Organizational unit (OU)
- Policy (any type)

This operation can be called only from the organization's management account or by a member account that is a delegated administrator for an AWS service.

Request Syntax

```
{
  "ResourceId": "string",
  "TagKeys": [ "string" ]
}
```

Request Parameters

For information about the parameters that are common to all actions, see [Common Parameters](#).

The request accepts the following data in JSON format.

[ResourceId](#)

The ID of the resource to remove a tag from.

You can specify any of the following taggable resources.

- AWS account – specify the account ID number.
- Organizational unit – specify the OU ID that begins with ou- and looks similar to:
`ou-1a2b-34uvwxyz`
- Root – specify the root ID that begins with r- and looks similar to: `r-1a2b`
- Policy – specify the policy ID that begins with p- and looks similar to: `p-12abcdefg3`

Type: String

Length Constraints: Maximum length of 130.

Pattern: `^(r-[0-9a-z]{4,32})|(\d{12})|(ou-[0-9a-z]{4,32}-[a-z0-9]{8,32})|(^p-[0-9a-zA-Z_]{8,128})|(^rp-[0-9a-zA-Z_]{4,128})$`

Required: Yes

TagKeys

The list of keys for tags to remove from the specified resource.

Type: Array of strings

Length Constraints: Minimum length of 1. Maximum length of 128.

Pattern: `^([\p{L}\p{Z}\p{N}_ . : / = + \ - @] *)$`

Required: Yes

Response Elements

If the action is successful, the service sends back an HTTP 200 response with an empty HTTP body.

Errors

For information about the errors that are common to all actions, see [Common Errors](#).

AccessDeniedException

You don't have permissions to perform the requested operation. The user or role that is making the request must have at least one IAM permissions policy attached that grants the required permissions. For more information, see [Access Management](#) in the *IAM User Guide*.

HTTP Status Code: 400

AWSOrganizationsNotInUseException

Your account isn't a member of an organization. To make this request, you must use the credentials of an account that belongs to an organization.

HTTP Status Code: 400

ConcurrentModificationException

The target of the operation is currently being modified by a different request. Try again later.

HTTP Status Code: 400

ConstraintViolationException

Performing this operation violates a minimum or maximum value limit. For example, attempting to remove the last service control policy (SCP) from an OU or root, inviting or creating too many accounts to the organization, or attaching too many policies to an account, OU, or root. This exception includes a reason that contains additional information about the violated limit:

Note

Some of the reasons in the following list might not be applicable to this specific API or operation.

- **ACCOUNT_CANNOT_LEAVE_ORGANIZATION:** You attempted to remove the management account from the organization. You can't remove the management account. Instead, after you remove all member accounts, delete the organization itself.
- **ACCOUNT_CANNOT_LEAVE_WITHOUT_PHONE_VERIFICATION:** You attempted to remove an account from the organization that doesn't yet have enough information to exist as a standalone account. This account requires you to first complete phone verification. Follow the steps at [Removing a member account from your organization](#) in the *AWS Organizations User Guide*.
- **ACCOUNT_CREATION_RATE_LIMIT_EXCEEDED:** You attempted to exceed the number of accounts that you can create in one day.
- **ACCOUNT_CREATION_NOT_COMPLETE:** Your account setup isn't complete or your account isn't fully active. You must complete the account setup before you create an organization.
- **ACCOUNT_NUMBER_LIMIT_EXCEEDED:** You attempted to exceed the limit on the number of accounts in an organization. If you need more accounts, contact [AWS Support](#) to request an increase in your limit.

Or the number of invitations that you tried to send would cause you to exceed the limit of accounts in your organization. Send fewer invitations or contact AWS Support to request an increase in the number of accounts.

Note

Deleted and closed accounts still count toward your limit.

Important

If you get this exception when running a command immediately after creating the organization, wait one hour and try again. After an hour, if the command continues to fail with this error, contact [AWS Support](#).

- **CANNOT_REGISTER_SUSPENDED_ACCOUNT_AS_DELEGATED_ADMINISTRATOR:** You cannot register a suspended account as a delegated administrator.
- **CANNOT_REGISTER_MASTER_AS_DELEGATED_ADMINISTRATOR:** You attempted to register the management account of the organization as a delegated administrator for an AWS service integrated with Organizations. You can designate only a member account as a delegated administrator.
- **CANNOT_CLOSE_MANAGEMENT_ACCOUNT:** You attempted to close the management account. To close the management account for the organization, you must first either remove or close all member accounts in the organization. Follow standard account closure process using root credentials.
- **CANNOT_REMOVE_DELEGATED_ADMINISTRATOR_FROM_ORG:** You attempted to remove an account that is registered as a delegated administrator for a service integrated with your organization. To complete this operation, you must first deregister this account as a delegated administrator.
- **CLOSE_ACCOUNT_QUOTA_EXCEEDED:** You have exceeded close account quota for the past 30 days.
- **CLOSE_ACCOUNT_REQUESTS_LIMIT_EXCEEDED:** You attempted to exceed the number of accounts that you can close at a time.
- **CREATE_ORGANIZATION_IN_BILLING_MODE_UNSUPPORTED_REGION:** To create an organization in the specified region, you must enable all features mode.
- **DELEGATED_ADMINISTRATOR_EXISTS_FOR_THIS_SERVICE:** You attempted to register an AWS account as a delegated administrator for an AWS service that already has a delegated administrator. To complete this operation, you must first deregister any existing delegated administrators for this service.

- **EMAIL_VERIFICATION_CODE_EXPIRED:** The email verification code is only valid for a limited period of time. You must resubmit the request and generate a new verification code.
- **HANDSHAKE_RATE_LIMIT_EXCEEDED:** You attempted to exceed the number of handshakes that you can send in one day.
- **INVALID_PAYMENT_INSTRUMENT:** You cannot remove an account because no supported payment method is associated with the account. AWS does not support cards issued by financial institutions in Russia or Belarus. For more information, see [Managing your AWS payments](#).
- **MASTER_ACCOUNT_ADDRESS_DOES_NOT_MATCH_MARKETPLACE:** To create an account in this organization, you first must migrate the organization's management account to the marketplace that corresponds to the management account's address. All accounts in an organization must be associated with the same marketplace.
- **MASTER_ACCOUNT_MISSING_BUSINESS_LICENSE:** Applies only to the AWS Regions in China. To create an organization, the master must have a valid business license. For more information, contact customer support.
- **MASTER_ACCOUNT_MISSING_CONTACT_INFO:** To complete this operation, you must first provide a valid contact address and phone number for the management account. Then try the operation again.
- **MASTER_ACCOUNT_NOT_GOV_CLOUD_ENABLED:** To complete this operation, the management account must have an associated account in the AWS GovCloud (US-West) Region. For more information, see [AWS Organizations](#) in the *AWS GovCloud User Guide*.
- **MASTER_ACCOUNT_PAYMENT_INSTRUMENT_REQUIRED:** To create an organization with this management account, you first must associate a valid payment instrument, such as a credit card, with the account. For more information, see [Considerations before removing an account from an organization](#) in the *AWS Organizations User Guide*.
- **MAX_DELEGATED_ADMINISTRATORS_FOR_SERVICE_LIMIT_EXCEEDED:** You attempted to register more delegated administrators than allowed for the service principal.
- **MAX_POLICY_TYPE_ATTACHMENT_LIMIT_EXCEEDED:** You attempted to exceed the number of policies of a certain type that can be attached to an entity at one time.
- **MAX_TAG_LIMIT_EXCEEDED:** You have exceeded the number of tags allowed on this resource.
- **MEMBER_ACCOUNT_PAYMENT_INSTRUMENT_REQUIRED:** To complete this operation with this member account, you first must associate a valid payment instrument, such as a credit card, with the account. For more information, see [Considerations before removing an account from an organization](#) in the *AWS Organizations User Guide*.

- **MIN_POLICY_TYPE_ATTACHMENT_LIMIT_EXCEEDED:** You attempted to detach a policy from an entity that would cause the entity to have fewer than the minimum number of policies of a certain type required.
- **ORGANIZATION_NOT_IN_ALL_FEATURES_MODE:** You attempted to perform an operation that requires the organization to be configured to support all features. An organization that supports only consolidated billing features can't perform this operation.
- **OU_DEPTH_LIMIT_EXCEEDED:** You attempted to create an OU tree that is too many levels deep.
- **OU_NUMBER_LIMIT_EXCEEDED:** You attempted to exceed the number of OUs that you can have in an organization.
- **POLICY_CONTENT_LIMIT_EXCEEDED:** You attempted to create a policy that is larger than the maximum size.
- **POLICY_NUMBER_LIMIT_EXCEEDED:** You attempted to exceed the number of policies that you can have in an organization.
- **SERVICE_ACCESS_NOT_ENABLED:** You attempted to register a delegated administrator before you enabled service access. Call the `EnableAWSServiceAccess` API first.
- **TAG_POLICY_VIOLATION:** You attempted to create or update a resource with tags that are not compliant with the tag policy requirements for this account.
- **WAIT_PERIOD_ACTIVE:** After you create an AWS account, you must wait until at least seven days after the account was created. Invited accounts aren't subject to this waiting period.

HTTP Status Code: 400

InvalidInputException

The requested operation failed because you provided invalid values for one or more of the request parameters. This exception includes a reason that contains additional information about the violated limit:

Note

Some of the reasons in the following list might not be applicable to this specific API or operation.

- **DUPLICATE_TAG_KEY:** Tag keys must be unique among the tags attached to the same entity.
- **IMMUTABLE_POLICY:** You specified a policy that is managed by AWS and can't be modified.

- **INPUT_REQUIRED:** You must include a value for all required parameters.
- **INVALID_EMAIL_ADDRESS_TARGET:** You specified an invalid email address for the invited account owner.
- **INVALID_ENUM:** You specified an invalid value.
- **INVALID_ENUM_POLICY_TYPE:** You specified an invalid policy type string.
- **INVALID_FULL_NAME_TARGET:** You specified a full name that contains invalid characters.
- **INVALID_LIST_MEMBER:** You provided a list to a parameter that contains at least one invalid value.
- **INVALID_PAGINATION_TOKEN:** Get the value for the NextToken parameter from the response to a previous call of the operation.
- **INVALID_PARTY_TYPE_TARGET:** You specified the wrong type of entity (account, organization, or email) as a party.
- **INVALID_PATTERN:** You provided a value that doesn't match the required pattern.
- **INVALID_PATTERN_TARGET_ID:** You specified a policy target ID that doesn't match the required pattern.
- **INVALID_ROLE_NAME:** You provided a role name that isn't valid. A role name can't begin with the reserved prefix `AWSServiceRoleFor`.
- **INVALID_SYNTAX_ORGANIZATION_ARN:** You specified an invalid Amazon Resource Name (ARN) for the organization.
- **INVALID_SYNTAX_POLICY_ID:** You specified an invalid policy ID.
- **INVALID_SYSTEM_TAGS_PARAMETER:** You specified a tag key that is a system tag. You can't add, edit, or delete system tag keys because they're reserved for AWS use. System tags don't count against your tags per resource limit.
- **MAX_FILTER_LIMIT_EXCEEDED:** You can specify only one filter parameter for the operation.
- **MAX_LENGTH_EXCEEDED:** You provided a string parameter that is longer than allowed.
- **MAX_VALUE_EXCEEDED:** You provided a numeric parameter that has a larger value than allowed.
- **MIN_LENGTH_EXCEEDED:** You provided a string parameter that is shorter than allowed.
- **MIN_VALUE_EXCEEDED:** You provided a numeric parameter that has a smaller value than allowed.
- **MOVING_ACCOUNT_BETWEEN_DIFFERENT_ROOTS:** You can move an account only between entities in the same root.

- **TARGET_NOT_SUPPORTED**: You can't perform the specified operation on that target entity.
- **UNRECOGNIZED_SERVICE_PRINCIPAL**: You specified a service principal that isn't recognized.

HTTP Status Code: 400

ServiceException

AWS Organizations can't complete your request because of an internal service error. Try again later.

HTTP Status Code: 500

TargetNotFoundException

We can't find a root, OU, account, or policy with the `TargetId` that you specified.

HTTP Status Code: 400

TooManyRequestsException

You have sent too many requests in too short a period of time. The quota helps protect against denial-of-service attacks. Try again later.

For information about quotas that affect AWS Organizations, see [Quotas for AWS Organizations](#) in the *AWS Organizations User Guide*.

HTTP Status Code: 400

Examples

Example

The following example shows how to remove a tag from a resource with the account ID of 444444444444.

Sample Request

```
POST / HTTP/1.1
X-Amz-Target: AWSOrganizationsV20161128.UntagResource

{
  "ResourceId" : "444444444444", "TagKeys": [ {"Key": "Key1", "Key2"} ]
}
```

Sample Response

```
HTTP/1.1 200 OK
Content-Type: application/json
```

See Also

For more information about using this API in one of the language-specific AWS SDKs, see the following:

- [AWS Command Line Interface](#)
- [AWS SDK for .NET](#)
- [AWS SDK for C++](#)
- [AWS SDK for Go v2](#)
- [AWS SDK for Java V2](#)
- [AWS SDK for JavaScript V3](#)
- [AWS SDK for PHP V3](#)
- [AWS SDK for Python](#)
- [AWS SDK for Ruby V3](#)

UpdateOrganizationalUnit

Renames the specified organizational unit (OU). The ID and ARN don't change. The child OUs and accounts remain in place, and any attached policies of the OU remain attached.

This operation can be called only from the organization's management account.

Request Syntax

```
{
  "Name": "string",
  "OrganizationalUnitId": "string"
}
```

Request Parameters

For information about the parameters that are common to all actions, see [Common Parameters](#).

The request accepts the following data in JSON format.

Name

The new name that you want to assign to the OU.

The [regex pattern](#) that is used to validate this parameter is a string of any of the characters in the ASCII character range.

Type: String

Length Constraints: Minimum length of 1. Maximum length of 128.

Pattern: `[\s\S]*`

Required: No

OrganizationalUnitId

The unique identifier (ID) of the OU that you want to rename. You can get the ID from the [ListOrganizationalUnitsForParent](#) operation.

The [regex pattern](#) for an organizational unit ID string requires "ou-" followed by from 4 to 32 lowercase letters or digits (the ID of the root that contains the OU). This string is followed by a second "-" dash and from 8 to 32 additional lowercase letters or digits.

Type: String

Length Constraints: Maximum length of 68.

Pattern: `^ou-[0-9a-z]{4,32}-[a-z0-9]{8,32}$`

Required: Yes

Response Syntax

```
{
  "OrganizationalUnit": {
    "Arn": "string",
    "Id": "string",
    "Name": "string"
  }
}
```

Response Elements

If the action is successful, the service sends back an HTTP 200 response.

The following data is returned in JSON format by the service.

OrganizationalUnit

A structure that contains the details about the specified OU, including its new name.

Type: [OrganizationalUnit](#) object

Errors

For information about the errors that are common to all actions, see [Common Errors](#).

AccessDeniedException

You don't have permissions to perform the requested operation. The user or role that is making the request must have at least one IAM permissions policy attached that grants the required permissions. For more information, see [Access Management](#) in the *IAM User Guide*.

HTTP Status Code: 400

AWSOrganizationsNotInUseException

Your account isn't a member of an organization. To make this request, you must use the credentials of an account that belongs to an organization.

HTTP Status Code: 400

ConcurrentModificationException

The target of the operation is currently being modified by a different request. Try again later.

HTTP Status Code: 400

DuplicateOrganizationalUnitException

An OU with the same name already exists.

HTTP Status Code: 400

InvalidInputException

The requested operation failed because you provided invalid values for one or more of the request parameters. This exception includes a reason that contains additional information about the violated limit:

Note

Some of the reasons in the following list might not be applicable to this specific API or operation.

- **DUPLICATE_TAG_KEY:** Tag keys must be unique among the tags attached to the same entity.
- **IMMUTABLE_POLICY:** You specified a policy that is managed by AWS and can't be modified.
- **INPUT_REQUIRED:** You must include a value for all required parameters.
- **INVALID_EMAIL_ADDRESS_TARGET:** You specified an invalid email address for the invited account owner.
- **INVALID_ENUM:** You specified an invalid value.
- **INVALID_ENUM_POLICY_TYPE:** You specified an invalid policy type string.
- **INVALID_FULL_NAME_TARGET:** You specified a full name that contains invalid characters.
- **INVALID_LIST_MEMBER:** You provided a list to a parameter that contains at least one invalid value.

- **INVALID_PAGINATION_TOKEN**: Get the value for the `NextToken` parameter from the response to a previous call of the operation.
- **INVALID_PARTY_TYPE_TARGET**: You specified the wrong type of entity (account, organization, or email) as a party.
- **INVALID_PATTERN**: You provided a value that doesn't match the required pattern.
- **INVALID_PATTERN_TARGET_ID**: You specified a policy target ID that doesn't match the required pattern.
- **INVALID_ROLE_NAME**: You provided a role name that isn't valid. A role name can't begin with the reserved prefix `AWSServiceRoleFor`.
- **INVALID_SYNTAX_ORGANIZATION_ARN**: You specified an invalid Amazon Resource Name (ARN) for the organization.
- **INVALID_SYNTAX_POLICY_ID**: You specified an invalid policy ID.
- **INVALID_SYSTEM_TAGS_PARAMETER**: You specified a tag key that is a system tag. You can't add, edit, or delete system tag keys because they're reserved for AWS use. System tags don't count against your tags per resource limit.
- **MAX_FILTER_LIMIT_EXCEEDED**: You can specify only one filter parameter for the operation.
- **MAX_LENGTH_EXCEEDED**: You provided a string parameter that is longer than allowed.
- **MAX_VALUE_EXCEEDED**: You provided a numeric parameter that has a larger value than allowed.
- **MIN_LENGTH_EXCEEDED**: You provided a string parameter that is shorter than allowed.
- **MIN_VALUE_EXCEEDED**: You provided a numeric parameter that has a smaller value than allowed.
- **MOVING_ACCOUNT_BETWEEN_DIFFERENT_ROOTS**: You can move an account only between entities in the same root.
- **TARGET_NOT_SUPPORTED**: You can't perform the specified operation on that target entity.
- **UNRECOGNIZED_SERVICE_PRINCIPAL**: You specified a service principal that isn't recognized.

HTTP Status Code: 400

OrganizationalUnitNotFoundException

We can't find an OU with the `OrganizationalUnitId` that you specified.

HTTP Status Code: 400

ServiceException

AWS Organizations can't complete your request because of an internal service error. Try again later.

HTTP Status Code: 500

TooManyRequestsException

You have sent too many requests in too short a period of time. The quota helps protect against denial-of-service attacks. Try again later.

For information about quotas that affect AWS Organizations, see [Quotas for AWS Organizations](#) in the *AWS Organizations User Guide*.

HTTP Status Code: 400

Examples

Example

The following example shows how to rename an OU. The output confirms the new name.

Sample Request

```
POST / HTTP/1.1
X-Amz-Target: AWSOrganizationsV20161128.UpdateOrganizationalUnit

{ "OrganizationalUnitId": "ou-examplerootid111-exampleouid111", "Name":
  "AccountingOU" }
```

Sample Response

```
HTTP/1.1 200 OK
Content-Type: application/json

{
  "OrganizationalUnit": {
    "Id": "ou-examplerootid111-exampleouid111",
    "Name": "AccountingOU",
    "Arn": "arn:aws:organizations::111111111111:ou/o-exampleorgid/ou-examplerootid111-
exampleouid111"
```



```
}  
}
```

See Also

For more information about using this API in one of the language-specific AWS SDKs, see the following:

- [AWS Command Line Interface](#)
- [AWS SDK for .NET](#)
- [AWS SDK for C++](#)
- [AWS SDK for Go v2](#)
- [AWS SDK for Java V2](#)
- [AWS SDK for JavaScript V3](#)
- [AWS SDK for PHP V3](#)
- [AWS SDK for Python](#)
- [AWS SDK for Ruby V3](#)

UpdatePolicy

Updates an existing policy with a new name, description, or content. If you don't supply any parameter, that value remains unchanged. You can't change a policy's type.

This operation can be called only from the organization's management account or by a member account that is a delegated administrator for an AWS service.

Request Syntax

```
{
  "Content": "string",
  "Description": "string",
  "Name": "string",
  "PolicyId": "string"
}
```

Request Parameters

For information about the parameters that are common to all actions, see [Common Parameters](#).

The request accepts the following data in JSON format.

Content

If provided, the new content for the policy. The text must be correctly formatted JSON that complies with the syntax for the policy's type. For more information, see [SCP syntax](#) in the *AWS Organizations User Guide*.

The maximum size of a policy document depends on the policy's type. For more information, see [Maximum and minimum values](#) in the *AWS Organizations User Guide*.

Type: String

Length Constraints: Minimum length of 1.

Pattern: `[\s\S]*`

Required: No

Description

If provided, the new description for the policy.

Type: String

Length Constraints: Maximum length of 512.

Pattern: `[\s\S]*`

Required: No

Name

If provided, the new name for the policy.

The [regex pattern](#) that is used to validate this parameter is a string of any of the characters in the ASCII character range.

Type: String

Length Constraints: Minimum length of 1. Maximum length of 128.

Pattern: `[\s\S]*`

Required: No

PolicyId

The unique identifier (ID) of the policy that you want to update.

The [regex pattern](#) for a policy ID string requires "p-" followed by from 8 to 128 lowercase or uppercase letters, digits, or the underscore character (`_`).

Type: String

Length Constraints: Maximum length of 130.

Pattern: `^p-[0-9a-zA-Z_]{8,128}$`

Required: Yes

Response Syntax

```
{
  "Policy": {
```

```
"Content": "string",
"PolicySummary": {
  "Arn": "string",
  "AwsManaged": boolean,
  "Description": "string",
  "Id": "string",
  "Name": "string",
  "Type": "string"
}
}
```

Response Elements

If the action is successful, the service sends back an HTTP 200 response.

The following data is returned in JSON format by the service.

Policy

A structure that contains details about the updated policy, showing the requested changes.

Type: [Policy](#) object

Errors

For information about the errors that are common to all actions, see [Common Errors](#).

AccessDeniedException

You don't have permissions to perform the requested operation. The user or role that is making the request must have at least one IAM permissions policy attached that grants the required permissions. For more information, see [Access Management](#) in the *IAM User Guide*.

HTTP Status Code: 400

AWSOrganizationsNotInUseException

Your account isn't a member of an organization. To make this request, you must use the credentials of an account that belongs to an organization.

HTTP Status Code: 400

ConcurrentModificationException

The target of the operation is currently being modified by a different request. Try again later.

HTTP Status Code: 400

ConstraintViolationException

Performing this operation violates a minimum or maximum value limit. For example, attempting to remove the last service control policy (SCP) from an OU or root, inviting or creating too many accounts to the organization, or attaching too many policies to an account, OU, or root. This exception includes a reason that contains additional information about the violated limit:

Note

Some of the reasons in the following list might not be applicable to this specific API or operation.

- **ACCOUNT_CANNOT_LEAVE_ORGANIZATION:** You attempted to remove the management account from the organization. You can't remove the management account. Instead, after you remove all member accounts, delete the organization itself.
- **ACCOUNT_CANNOT_LEAVE_WITHOUT_PHONE_VERIFICATION:** You attempted to remove an account from the organization that doesn't yet have enough information to exist as a standalone account. This account requires you to first complete phone verification. Follow the steps at [Removing a member account from your organization](#) in the *AWS Organizations User Guide*.
- **ACCOUNT_CREATION_RATE_LIMIT_EXCEEDED:** You attempted to exceed the number of accounts that you can create in one day.
- **ACCOUNT_CREATION_NOT_COMPLETE:** Your account setup isn't complete or your account isn't fully active. You must complete the account setup before you create an organization.
- **ACCOUNT_NUMBER_LIMIT_EXCEEDED:** You attempted to exceed the limit on the number of accounts in an organization. If you need more accounts, contact [AWS Support](#) to request an increase in your limit.

Or the number of invitations that you tried to send would cause you to exceed the limit of accounts in your organization. Send fewer invitations or contact AWS Support to request an increase in the number of accounts.

Note

Deleted and closed accounts still count toward your limit.

⚠ Important

If you get this exception when running a command immediately after creating the organization, wait one hour and try again. After an hour, if the command continues to fail with this error, contact [AWS Support](#).

- **CANNOT_REGISTER_SUSPENDED_ACCOUNT_AS_DELEGATED_ADMINISTRATOR:** You cannot register a suspended account as a delegated administrator.
- **CANNOT_REGISTER_MASTER_AS_DELEGATED_ADMINISTRATOR:** You attempted to register the management account of the organization as a delegated administrator for an AWS service integrated with Organizations. You can designate only a member account as a delegated administrator.
- **CANNOT_CLOSE_MANAGEMENT_ACCOUNT:** You attempted to close the management account. To close the management account for the organization, you must first either remove or close all member accounts in the organization. Follow standard account closure process using root credentials.
- **CANNOT_REMOVE_DELEGATED_ADMINISTRATOR_FROM_ORG:** You attempted to remove an account that is registered as a delegated administrator for a service integrated with your organization. To complete this operation, you must first deregister this account as a delegated administrator.
- **CLOSE_ACCOUNT_QUOTA_EXCEEDED:** You have exceeded close account quota for the past 30 days.
- **CLOSE_ACCOUNT_REQUESTS_LIMIT_EXCEEDED:** You attempted to exceed the number of accounts that you can close at a time.
- **CREATE_ORGANIZATION_IN_BILLING_MODE_UNSUPPORTED_REGION:** To create an organization in the specified region, you must enable all features mode.
- **DELEGATED_ADMINISTRATOR_EXISTS_FOR_THIS_SERVICE:** You attempted to register an AWS account as a delegated administrator for an AWS service that already has a delegated administrator. To complete this operation, you must first deregister any existing delegated administrators for this service.

- **EMAIL_VERIFICATION_CODE_EXPIRED:** The email verification code is only valid for a limited period of time. You must resubmit the request and generate a new verification code.
- **HANDSHAKE_RATE_LIMIT_EXCEEDED:** You attempted to exceed the number of handshakes that you can send in one day.
- **INVALID_PAYMENT_INSTRUMENT:** You cannot remove an account because no supported payment method is associated with the account. AWS does not support cards issued by financial institutions in Russia or Belarus. For more information, see [Managing your AWS payments](#).
- **MASTER_ACCOUNT_ADDRESS_DOES_NOT_MATCH_MARKETPLACE:** To create an account in this organization, you first must migrate the organization's management account to the marketplace that corresponds to the management account's address. All accounts in an organization must be associated with the same marketplace.
- **MASTER_ACCOUNT_MISSING_BUSINESS_LICENSE:** Applies only to the AWS Regions in China. To create an organization, the master must have a valid business license. For more information, contact customer support.
- **MASTER_ACCOUNT_MISSING_CONTACT_INFO:** To complete this operation, you must first provide a valid contact address and phone number for the management account. Then try the operation again.
- **MASTER_ACCOUNT_NOT_GOV_CLOUD_ENABLED:** To complete this operation, the management account must have an associated account in the AWS GovCloud (US-West) Region. For more information, see [AWS Organizations](#) in the *AWS GovCloud User Guide*.
- **MASTER_ACCOUNT_PAYMENT_INSTRUMENT_REQUIRED:** To create an organization with this management account, you first must associate a valid payment instrument, such as a credit card, with the account. For more information, see [Considerations before removing an account from an organization](#) in the *AWS Organizations User Guide*.
- **MAX_DELEGATED_ADMINISTRATORS_FOR_SERVICE_LIMIT_EXCEEDED:** You attempted to register more delegated administrators than allowed for the service principal.
- **MAX_POLICY_TYPE_ATTACHMENT_LIMIT_EXCEEDED:** You attempted to exceed the number of policies of a certain type that can be attached to an entity at one time.
- **MAX_TAG_LIMIT_EXCEEDED:** You have exceeded the number of tags allowed on this resource.
- **MEMBER_ACCOUNT_PAYMENT_INSTRUMENT_REQUIRED:** To complete this operation with this member account, you first must associate a valid payment instrument, such as a credit card, with the account. For more information, see [Considerations before removing an account from an organization](#) in the *AWS Organizations User Guide*.

- **MIN_POLICY_TYPE_ATTACHMENT_LIMIT_EXCEEDED:** You attempted to detach a policy from an entity that would cause the entity to have fewer than the minimum number of policies of a certain type required.
- **ORGANIZATION_NOT_IN_ALL_FEATURES_MODE:** You attempted to perform an operation that requires the organization to be configured to support all features. An organization that supports only consolidated billing features can't perform this operation.
- **OU_DEPTH_LIMIT_EXCEEDED:** You attempted to create an OU tree that is too many levels deep.
- **OU_NUMBER_LIMIT_EXCEEDED:** You attempted to exceed the number of OUs that you can have in an organization.
- **POLICY_CONTENT_LIMIT_EXCEEDED:** You attempted to create a policy that is larger than the maximum size.
- **POLICY_NUMBER_LIMIT_EXCEEDED:** You attempted to exceed the number of policies that you can have in an organization.
- **SERVICE_ACCESS_NOT_ENABLED:** You attempted to register a delegated administrator before you enabled service access. Call the `EnableAWSServiceAccess` API first.
- **TAG_POLICY_VIOLATION:** You attempted to create or update a resource with tags that are not compliant with the tag policy requirements for this account.
- **WAIT_PERIOD_ACTIVE:** After you create an AWS account, you must wait until at least seven days after the account was created. Invited accounts aren't subject to this waiting period.

HTTP Status Code: 400

DuplicatePolicyException

A policy with the same name already exists.

HTTP Status Code: 400

InvalidInputException

The requested operation failed because you provided invalid values for one or more of the request parameters. This exception includes a reason that contains additional information about the violated limit:

Note

Some of the reasons in the following list might not be applicable to this specific API or operation.

- **DUPLICATE_TAG_KEY:** Tag keys must be unique among the tags attached to the same entity.
- **IMMUTABLE_POLICY:** You specified a policy that is managed by AWS and can't be modified.
- **INPUT_REQUIRED:** You must include a value for all required parameters.
- **INVALID_EMAIL_ADDRESS_TARGET:** You specified an invalid email address for the invited account owner.
- **INVALID_ENUM:** You specified an invalid value.
- **INVALID_ENUM_POLICY_TYPE:** You specified an invalid policy type string.
- **INVALID_FULL_NAME_TARGET:** You specified a full name that contains invalid characters.
- **INVALID_LIST_MEMBER:** You provided a list to a parameter that contains at least one invalid value.
- **INVALID_PAGINATION_TOKEN:** Get the value for the NextToken parameter from the response to a previous call of the operation.
- **INVALID_PARTY_TYPE_TARGET:** You specified the wrong type of entity (account, organization, or email) as a party.
- **INVALID_PATTERN:** You provided a value that doesn't match the required pattern.
- **INVALID_PATTERN_TARGET_ID:** You specified a policy target ID that doesn't match the required pattern.
- **INVALID_ROLE_NAME:** You provided a role name that isn't valid. A role name can't begin with the reserved prefix `AWSServiceRoleFor`.
- **INVALID_SYNTAX_ORGANIZATION_ARN:** You specified an invalid Amazon Resource Name (ARN) for the organization.
- **INVALID_SYNTAX_POLICY_ID:** You specified an invalid policy ID.
- **INVALID_SYSTEM_TAGS_PARAMETER:** You specified a tag key that is a system tag. You can't add, edit, or delete system tag keys because they're reserved for AWS use. System tags don't count against your tags per resource limit.
- **MAX_FILTER_LIMIT_EXCEEDED:** You can specify only one filter parameter for the operation.
- **MAX_LENGTH_EXCEEDED:** You provided a string parameter that is longer than allowed.

- **MAX_VALUE_EXCEEDED**: You provided a numeric parameter that has a larger value than allowed.
- **MIN_LENGTH_EXCEEDED**: You provided a string parameter that is shorter than allowed.
- **MIN_VALUE_EXCEEDED**: You provided a numeric parameter that has a smaller value than allowed.
- **MOVING_ACCOUNT_BETWEEN_DIFFERENT_ROOTS**: You can move an account only between entities in the same root.
- **TARGET_NOT_SUPPORTED**: You can't perform the specified operation on that target entity.
- **UNRECOGNIZED_SERVICE_PRINCIPAL**: You specified a service principal that isn't recognized.

HTTP Status Code: 400

MalformedPolicyDocumentException

The provided policy document doesn't meet the requirements of the specified policy type. For example, the syntax might be incorrect. For details about service control policy syntax, see [SCP syntax](#) in the *AWS Organizations User Guide*.

HTTP Status Code: 400

PolicyChangesInProgressException

Changes to the effective policy are in progress, and its contents can't be returned. Try the operation again later.

HTTP Status Code: 400

PolicyNotFoundException

We can't find a policy with the `PolicyId` that you specified.

HTTP Status Code: 400

ServiceException

AWS Organizations can't complete your request because of an internal service error. Try again later.

HTTP Status Code: 500

TooManyRequestsException

You have sent too many requests in too short a period of time. The quota helps protect against denial-of-service attacks. Try again later.

For information about quotas that affect AWS Organizations, see [Quotas for AWS Organizations](#) in the *AWS Organizations User Guide*.

HTTP Status Code: 400

UnsupportedAPIEndpointException

This action isn't available in the current AWS Region.

HTTP Status Code: 400

Examples

Example

The following example shows how to rename a policy and give it a new description. The output confirms the new name and description text.

Sample Request

```
POST / HTTP/1.1
```

```
X-Amz-Target: AWSOrganizationsV20161128.UpdatePolicy
```

```
{ "PolicyId": "p-examplepolicyid111", "Name": "Renamed-Policy", "Description": "This description replaces the original." }
```

Sample Response

```
HTTP/1.1 200 OK
```

```
Content-Type: application/json
```

```
{
  "Policy": {
    "Content": "{ \"Version\": \"2012-10-17\", \"Statement\": { \"Effect\": \"Allow\", \"Action\": \"ec2:*\", \"Resource\": \"*\" } }",
    "PolicySummary": {
      "Id": "p-examplepolicyid111",
      "AwsManaged": false,
      "Arn": "arn:aws:organizations::111111111111:policy/o-exampleorgid/service_control_policy/p-examplepolicyid111",
      "Description": "This description replaces the original.",
      "Name": "Renamed-Policy",
      "Type": "SERVICE_CONTROL_POLICY"
    }
  }
}
```

```
    }  
  }  
}
```

Example

The following example shows how to replace the JSON text of a policy.

Sample Request

```
POST / HTTP/1.1  
X-Amz-Target: AWSOrganizationsV20161128.UpdatePolicy  
  
{ "PolicyId": "p-examplepolicyid111",  
  "Content": "{ \"Version\": \"2012-10-17\", \"Statement\": {\"Effect\": \"Allow\",  
  \"Action\": \"s3:*\", \"Resource\": \"*\" } }" }
```

Sample Response

```
HTTP/1.1 200 OK  
Content-Type: application/json  
  
{  
  "Policy": {  
    "Content": "{ \"Version\": \"2012-10-17\", \"Statement\": { \"Effect\": \"Allow\",  
  \"Action\": \"s3:*\", \"Resource\": \"*\" } }",  
    "PolicySummary": {  
      "Arn": "arn:aws:organizations::111111111111:policy/o-exampleorgid/  
service_control_policy/p-examplepolicyid111",  
      "AwsManaged": false;  
      "Description": "This description replaces the original.",  
      "Id": "p-examplepolicyid111",  
      "Name": "Renamed-Policy",  
      "Type": "SERVICE_CONTROL_POLICY"  
    }  
  }  
}
```

See Also

For more information about using this API in one of the language-specific AWS SDKs, see the following:

- [AWS Command Line Interface](#)
- [AWS SDK for .NET](#)
- [AWS SDK for C++](#)
- [AWS SDK for Go v2](#)
- [AWS SDK for Java V2](#)
- [AWS SDK for JavaScript V3](#)
- [AWS SDK for PHP V3](#)
- [AWS SDK for Python](#)
- [AWS SDK for Ruby V3](#)

Reference: API operations by account

This page lists all AWS Organizations API operations, grouped by the account that can call them. Choose any API operation to learn more about using it.

Operations you can call from only the organization's management account

- [CancelHandshake](#)
- [CreateAccount](#)
- [CreateGovCloudAccount](#) (only under specific conditions)
- [CreateOrganization](#) (the AWS account that calls this operation becomes the management account of the organization after the operation completes)
- [CreateOrganizationalUnit](#)
- [DeleteOrganization](#)
- [DeleteOrganizationalUnit](#)
- [DeregisterDelegatedAdministrator](#)
- [DisableAWSServiceAccess](#)
- [EnableAllFeatures](#)
- [EnableAWSServiceAccess](#)
- [InviteAccountToOrganization](#)
- [MoveAccount](#)
- [RegisterDelegatedAdministrator](#)
- [RemoveAccountFromOrganization](#)
- [UpdateOrganizationalUnit](#)

Operations you can call from only the organization's management account or a member account designated as a delegated administrator

- [AttachPolicy](#)

- [CreatePolicy](#)
- [DeletePolicy](#)
- [DescribeAccount](#)
- [DescribeCreateAccountStatus](#)
- [DescribeEffectivePolicy](#)
- [DescribeOrganizationalUnit](#)
- [DescribePolicy](#)
- [DescribeResourcePolicy](#)
- [DetachPolicy](#)
- [DisablePolicyType](#)
- [EnablePolicyType](#)
- [ListAccounts](#)
- [ListAccountsForParent](#)
- [ListAWSServiceAccessForOrganization](#)
- [ListChildren](#)
- [ListCreateAccountStatus](#)
- [ListDelegatedAdministrators](#)
- [ListDelegatedServicesForAccount](#)
- [ListHandshakesForOrganization](#)
- [ListOrganizationalUnitsForParent](#)
- [ListParents](#)
- [ListPolicies](#)
- [ListPoliciesForTarget](#)
- [ListRoots](#)
- [ListTagsForResource](#)
- [ListTargetsForPolicy](#)
- [TagResource](#)
- [UntagResource](#)
- [UpdatePolicy](#)

Operations you can call from only a member account in the organization

- [AcceptHandshake](#) (can be called from only the account that received the handshake/invitation)
- [DeclineHandshake](#) (can be called from only the account that received the handshake/invitation)
- [LeaveOrganization](#)

Operations you can call from any account in the organization

These operations can be called from any account in the organization.

- [DescribeHandshake](#)
- [DescribeEffectivePolicy](#) (A member account can call this operation only if the `TargetId` parameter is set to the member account's own ID - it can't target another account.)
- [DescribeOrganization](#)
- [ListHandshakesForAccount](#)

Data Types

The AWS Organizations API contains several data types that various actions use. This section describes each data type in detail.

Note

The order of each element in a data type structure is not guaranteed. Applications should not assume a particular order.

The following data types are supported:

- [Account](#)
- [Child](#)
- [CreateAccountStatus](#)
- [DelegatedAdministrator](#)
- [DelegatedService](#)
- [EffectivePolicy](#)
- [EnabledServicePrincipal](#)
- [Handshake](#)
- [HandshakeFilter](#)
- [HandshakeParty](#)
- [HandshakeResource](#)
- [Organization](#)
- [OrganizationalUnit](#)
- [Parent](#)
- [Policy](#)
- [PolicySummary](#)
- [PolicyTargetSummary](#)
- [PolicyTypeSummary](#)
- [ResourcePolicy](#)
- [ResourcePolicySummary](#)

- [Root](#)
- [Tag](#)

Account

Contains information about an AWS account that is a member of an organization.

Contents

Arn

The Amazon Resource Name (ARN) of the account.

For more information about ARNs in Organizations, see [ARN Formats Supported by Organizations](#) in the *AWS Service Authorization Reference*.

Type: String

Pattern: `^arn:aws:organizations::\d{12}:account\./o-[a-z0-9]{10,32}\.\d{12}`

Required: No

Email

The email address associated with the AWS account.

The [regex pattern](#) for this parameter is a string of characters that represents a standard internet email address.

Type: String

Length Constraints: Minimum length of 6. Maximum length of 64.

Pattern: `[^\s@]+@[^\s@]+\.[^\s@]+`

Required: No

Id

The unique identifier (ID) of the account.

The [regex pattern](#) for an account ID string requires exactly 12 digits.

Type: String

Length Constraints: Maximum length of 12.

Pattern: `^\d{12}$`

Required: No

JoinedMethod

The method by which the account joined the organization.

Type: String

Valid Values: INVITED | CREATED

Required: No

JoinedTimestamp

The date the account became a part of the organization.

Type: Timestamp

Required: No

Name

The friendly name of the account.

The [regex pattern](#) that is used to validate this parameter is a string of any of the characters in the ASCII character range.

Type: String

Length Constraints: Minimum length of 1. Maximum length of 50.

Pattern: `[\s\S]*`

Required: No

Status

The status of the account in the organization.

Type: String

Valid Values: ACTIVE | SUSPENDED | PENDING_CLOSURE

Required: No

See Also

For more information about using this API in one of the language-specific AWS SDKs, see the following:

- [AWS SDK for C++](#)
- [AWS SDK for Java V2](#)
- [AWS SDK for Ruby V3](#)

Child

Contains a list of child entities, either OUs or accounts.

Contents

Id

The unique identifier (ID) of this child entity.

The [regex pattern](#) for a child ID string requires one of the following:

- **Account** - A string that consists of exactly 12 digits.
- **Organizational unit (OU)** - A string that begins with "ou-" followed by from 4 to 32 lowercase letters or digits (the ID of the root that contains the OU). This string is followed by a second "-" dash and from 8 to 32 additional lowercase letters or digits.

Type: String

Length Constraints: Maximum length of 100.

Pattern: `^(\\d{12})|(ou-[0-9a-z]{4,32}-[a-z0-9]{8,32})$`

Required: No

Type

The type of this child entity.

Type: String

Valid Values: ACCOUNT | ORGANIZATIONAL_UNIT

Required: No

See Also

For more information about using this API in one of the language-specific AWS SDKs, see the following:

- [AWS SDK for C++](#)
- [AWS SDK for Java V2](#)

- [AWS SDK for Ruby V3](#)

CreateAccountStatus

Contains the status about a [CreateAccount](#) or [CreateGovCloudAccount](#) request to create an AWS account or an AWS GovCloud (US) account in an organization.

Contents

AccountId

If the account was created successfully, the unique identifier (ID) of the new account.

The [regex pattern](#) for an account ID string requires exactly 12 digits.

Type: String

Length Constraints: Maximum length of 12.

Pattern: `^\d{12}$`

Required: No

AccountName

The account name given to the account when it was created.

Type: String

Length Constraints: Minimum length of 1. Maximum length of 50.

Pattern: `[\u0020-\u007E]+`

Required: No

CompletedTimestamp

The date and time that the account was created and the request completed.

Type: Timestamp

Required: No

FailureReason

If the request failed, a description of the reason for the failure.

- **ACCOUNT_LIMIT_EXCEEDED:** The account couldn't be created because you reached the limit on the number of accounts in your organization.
- **CONCURRENT_ACCOUNT_MODIFICATION:** You already submitted a request with the same information.
- **EMAIL_ALREADY_EXISTS:** The account could not be created because another AWS account with that email address already exists.
- **FAILED_BUSINESS_VALIDATION:** The AWS account that owns your organization failed to receive business license validation.
- **GOV_CLOUD_ACCOUNT_ALREADY_EXISTS:** The account in the AWS GovCloud (US) Region could not be created because this Region already includes an account with that email address.
- **IDENTITY_INVALID_BUSINESS_VALIDATION:** The AWS account that owns your organization can't complete business license validation because it doesn't have valid identity data.
- **INVALID_ADDRESS:** The account could not be created because the address you provided is not valid.
- **INVALID_EMAIL:** The account could not be created because the email address you provided is not valid.
- **INVALID_PAYMENT_INSTRUMENT:** The AWS account that owns your organization does not have a supported payment method associated with the account. AWS does not support cards issued by financial institutions in Russia or Belarus. For more information, see [Managing your AWS payments](#).
- **INTERNAL_FAILURE:** The account could not be created because of an internal failure. Try again later. If the problem persists, contact AWS Customer Support.
- **MISSING_BUSINESS_VALIDATION:** The AWS account that owns your organization has not received Business Validation.
- **MISSING_PAYMENT_INSTRUMENT:** You must configure the management account with a valid payment method, such as a credit card.
- **PENDING_BUSINESS_VALIDATION:** The AWS account that owns your organization is still in the process of completing business license validation.
- **UNKNOWN_BUSINESS_VALIDATION:** The AWS account that owns your organization has an unknown issue with business license validation.

Type: String

Valid Values: ACCOUNT_LIMIT_EXCEEDED | EMAIL_ALREADY_EXISTS | INVALID_ADDRESS | INVALID_EMAIL | CONCURRENT_ACCOUNT_MODIFICATION

| INTERNAL_FAILURE | GOV_CLOUD_ACCOUNT_ALREADY_EXISTS |
MISSING_BUSINESS_VALIDATION | FAILED_BUSINESS_VALIDATION |
PENDING_BUSINESS_VALIDATION | INVALID_IDENTITY_FOR_BUSINESS_VALIDATION
| UNKNOWN_BUSINESS_VALIDATION | MISSING_PAYMENT_INSTRUMENT |
INVALID_PAYMENT_INSTRUMENT |
UPDATE_EXISTING_RESOURCE_POLICY_WITH_TAGS_NOT_SUPPORTED

Required: No

GovCloudAccountId

If the account was created successfully, the unique identifier (ID) of the new account in the AWS GovCloud (US) Region.

Type: String

Length Constraints: Maximum length of 12.

Pattern: `^\d{12}$`

Required: No

Id

The unique identifier (ID) that references this request. You get this value from the response of the initial [CreateAccount](#) request to create the account.

The [regex pattern](#) for a create account request ID string requires "car-" followed by from 8 to 32 lowercase letters or digits.

Type: String

Length Constraints: Maximum length of 36.

Pattern: `^car-[a-z0-9]{8,32}$`

Required: No

RequestedTimestamp

The date and time that the request was made for the account creation.

Type: Timestamp

Required: No

State

The status of the asynchronous request to create an AWS account.

Type: String

Valid Values: IN_PROGRESS | SUCCEEDED | FAILED

Required: No

See Also

For more information about using this API in one of the language-specific AWS SDKs, see the following:

- [AWS SDK for C++](#)
- [AWS SDK for Java V2](#)
- [AWS SDK for Ruby V3](#)

DelegatedAdministrator

Contains information about the delegated administrator.

Contents

Arn

The Amazon Resource Name (ARN) of the delegated administrator's account.

Type: String

Pattern: `^arn:aws:organizations::\d{12}:account\./o-[a-z0-9]{10,32}\./\d{12}`

Required: No

DelegationEnabledDate

The date when the account was made a delegated administrator.

Type: Timestamp

Required: No

Email

The email address that is associated with the delegated administrator's AWS account.

Type: String

Length Constraints: Minimum length of 6. Maximum length of 64.

Pattern: `[^\s@]+@[^\s@]+\.[^\s@]+`

Required: No

Id

The unique identifier (ID) of the delegated administrator's account.

Type: String

Length Constraints: Maximum length of 12.

Pattern: `^\d{12}$`

Required: No

JoinedMethod

The method by which the delegated administrator's account joined the organization.

Type: String

Valid Values: INVITED | CREATED

Required: No

JoinedTimestamp

The date when the delegated administrator's account became a part of the organization.

Type: Timestamp

Required: No

Name

The friendly name of the delegated administrator's account.

Type: String

Length Constraints: Minimum length of 1. Maximum length of 128.

Pattern: `[\s\S]*`

Required: No

Status

The status of the delegated administrator's account in the organization.

Type: String

Valid Values: ACTIVE | SUSPENDED | PENDING_CLOSURE

Required: No

See Also

For more information about using this API in one of the language-specific AWS SDKs, see the following:

- [AWS SDK for C++](#)
- [AWS SDK for Java V2](#)
- [AWS SDK for Ruby V3](#)

DelegatedService

Contains information about the AWS service for which the account is a delegated administrator.

Contents

DelegationEnabledDate

The date that the account became a delegated administrator for this service.

Type: Timestamp

Required: No

ServicePrincipal

The name of an AWS service that can request an operation for the specified service. This is typically in the form of a URL, such as: `servicename.amazonaws.com`.

Type: String

Length Constraints: Minimum length of 1. Maximum length of 128.

Pattern: `[\w+=, .@-]*`

Required: No

See Also

For more information about using this API in one of the language-specific AWS SDKs, see the following:

- [AWS SDK for C++](#)
- [AWS SDK for Java V2](#)
- [AWS SDK for Ruby V3](#)

EffectivePolicy

Contains rules to be applied to the affected accounts. The effective policy is the aggregation of any policies the account inherits, plus any policy directly attached to the account.

Contents

LastUpdatedTimestamp

The time of the last update to this policy.

Type: Timestamp

Required: No

PolicyContent

The text content of the policy.

Type: String

Length Constraints: Minimum length of 1.

Pattern: `[\s\S]*`

Required: No

PolicyType

The policy type.

Type: String

Valid Values: TAG_POLICY | BACKUP_POLICY | AISERVICES_OPT_OUT_POLICY

Required: No

TargetId

The account ID of the policy target.

Type: String

Length Constraints: Maximum length of 100.

Pattern: $^(r-[0-9a-z]{4,32})|(\d{12})|(ou-[0-9a-z]{4,32}-[a-z0-9]{8,32})\$$

Required: No

See Also

For more information about using this API in one of the language-specific AWS SDKs, see the following:

- [AWS SDK for C++](#)
- [AWS SDK for Java V2](#)
- [AWS SDK for Ruby V3](#)

EnabledServicePrincipal

A structure that contains details of a service principal that represents an AWS service that is enabled to integrate with AWS Organizations.

Contents

DateEnabled

The date that the service principal was enabled for integration with AWS Organizations.

Type: Timestamp

Required: No

ServicePrincipal

The name of the service principal. This is typically in the form of a URL, such as: `servicename.amazonaws.com`.

Type: String

Length Constraints: Minimum length of 1. Maximum length of 128.

Pattern: `[\w+=, .@-]*`

Required: No

See Also

For more information about using this API in one of the language-specific AWS SDKs, see the following:

- [AWS SDK for C++](#)
- [AWS SDK for Java V2](#)
- [AWS SDK for Ruby V3](#)

Handshake

Contains information that must be exchanged to securely establish a relationship between two accounts (an *originator* and a *recipient*). For example, when a management account (the originator) invites another account (the recipient) to join its organization, the two accounts exchange information as a series of handshake requests and responses.

Note: Handshakes that are CANCELED, ACCEPTED, DECLINED, or EXPIRED show up in lists for only 30 days after entering that state After that they are deleted.

Contents

Action

The type of handshake, indicating what action occurs when the recipient accepts the handshake. The following handshake types are supported:

- **INVITE:** This type of handshake represents a request to join an organization. It is always sent from the management account to only non-member accounts.
- **ENABLE_ALL_FEATURES:** This type of handshake represents a request to enable all features in an organization. It is always sent from the management account to only *invited* member accounts. Created accounts do not receive this because those accounts were created by the organization's management account and approval is inferred.
- **APPROVE_ALL_FEATURES:** This type of handshake is sent from the Organizations service when all member accounts have approved the ENABLE_ALL_FEATURES invitation. It is sent only to the management account and signals the master that it can finalize the process to enable all features.

Type: String

Valid Values: INVITE | ENABLE_ALL_FEATURES | APPROVE_ALL_FEATURES | ADD_ORGANIZATIONS_SERVICE_LINKED_ROLE

Required: No

Arn

The Amazon Resource Name (ARN) of a handshake.

For more information about ARNs in Organizations, see [ARN Formats Supported by Organizations](#) in the *AWS Service Authorization Reference*.

Type: String

Pattern: `^arn:aws:organizations::\d{12}:handshake\/o-[a-z0-9]{10,32}\/[a-z_]{1,32}\/h-[0-9a-z]{8,32}`

Required: No

ExpirationTimestamp

The date and time that the handshake expires. If the recipient of the handshake request fails to respond before the specified date and time, the handshake becomes inactive and is no longer valid.

Type: Timestamp

Required: No

Id

The unique identifier (ID) of a handshake. The originating account creates the ID when it initiates the handshake.

The [regex pattern](#) for handshake ID string requires "h-" followed by from 8 to 32 lowercase letters or digits.

Type: String

Length Constraints: Maximum length of 34.

Pattern: `^h-[0-9a-z]{8,32}$`

Required: No

Parties

Information about the two accounts that are participating in the handshake.

Type: Array of [HandshakeParty](#) objects

Required: No

RequestedTimestamp

The date and time that the handshake request was made.

Type: Timestamp

Required: No

Resources

Additional information that is needed to process the handshake.

Type: Array of [HandshakeResource](#) objects

Required: No

State

The current state of the handshake. Use the state to trace the flow of the handshake through the process from its creation to its acceptance. The meaning of each of the valid values is as follows:

- **REQUESTED:** This handshake was sent to multiple recipients (applicable to only some handshake types) and not all recipients have responded yet. The request stays in this state until all recipients respond.
- **OPEN:** This handshake was sent to multiple recipients (applicable to only some policy types) and all recipients have responded, allowing the originator to complete the handshake action.
- **CANCELED:** This handshake is no longer active because it was canceled by the originating account.
- **ACCEPTED:** This handshake is complete because it has been accepted by the recipient.
- **DECLINED:** This handshake is no longer active because it was declined by the recipient account.
- **EXPIRED:** This handshake is no longer active because the originator did not receive a response of any kind from the recipient before the expiration time (15 days).

Type: String

Valid Values: REQUESTED | OPEN | CANCELED | ACCEPTED | DECLINED | EXPIRED

Required: No

See Also

For more information about using this API in one of the language-specific AWS SDKs, see the following:

- [AWS SDK for C++](#)

- [AWS SDK for Java V2](#)
- [AWS SDK for Ruby V3](#)

HandshakeFilter

Specifies the criteria that are used to select the handshakes for the operation.

Contents

ActionType

Specifies the type of handshake action.

If you specify `ActionType`, you cannot also specify `ParentHandshakeId`.

Type: String

Valid Values: `INVITE` | `ENABLE_ALL_FEATURES` | `APPROVE_ALL_FEATURES` | `ADD_ORGANIZATIONS_SERVICE_LINKED_ROLE`

Required: No

ParentHandshakeId

Specifies the parent handshake. Only used for handshake types that are a child of another type.

If you specify `ParentHandshakeId`, you cannot also specify `ActionType`.

The [regex pattern](#) for handshake ID string requires "h-" followed by from 8 to 32 lowercase letters or digits.

Type: String

Length Constraints: Maximum length of 34.

Pattern: `^h-[0-9a-z]{8,32}$`

Required: No

See Also

For more information about using this API in one of the language-specific AWS SDKs, see the following:

- [AWS SDK for C++](#)

- [AWS SDK for Java V2](#)
- [AWS SDK for Ruby V3](#)

HandshakeParty

Identifies a participant in a handshake.

Contents

Id

The unique identifier (ID) for the party.

The [regex pattern](#) for handshake ID string requires "h-" followed by from 8 to 32 lowercase letters or digits.

Type: String

Length Constraints: Minimum length of 1. Maximum length of 64.

Pattern: `[\s\S]*`

Required: Yes

Type

The type of party.

Type: String

Valid Values: ACCOUNT | ORGANIZATION | EMAIL

Required: Yes

See Also

For more information about using this API in one of the language-specific AWS SDKs, see the following:

- [AWS SDK for C++](#)
- [AWS SDK for Java V2](#)
- [AWS SDK for Ruby V3](#)

HandshakeResource

Contains additional data that is needed to process a handshake.

Contents

Resources

When needed, contains an additional array of `HandshakeResource` objects.

Type: Array of [HandshakeResource](#) objects

Required: No

Type

The type of information being passed, specifying how the value is to be interpreted by the other party:

- `ACCOUNT` - Specifies an AWS account ID number.
- `ORGANIZATION` - Specifies an organization ID number.
- `EMAIL` - Specifies the email address that is associated with the account that receives the handshake.
- `OWNER_EMAIL` - Specifies the email address associated with the management account. Included as information about an organization.
- `OWNER_NAME` - Specifies the name associated with the management account. Included as information about an organization.
- `NOTES` - Additional text provided by the handshake initiator and intended for the recipient to read.

Type: String

Valid Values: `ACCOUNT` | `ORGANIZATION` | `ORGANIZATION_FEATURE_SET` | `EMAIL` | `MASTER_EMAIL` | `MASTER_NAME` | `NOTES` | `PARENT_HANDSHAKE`

Required: No

Value

The information that is passed to the other party in the handshake. The format of the value string must match the requirements of the specified type.

Type: String

Required: No

See Also

For more information about using this API in one of the language-specific AWS SDKs, see the following:

- [AWS SDK for C++](#)
- [AWS SDK for Java V2](#)
- [AWS SDK for Ruby V3](#)

Organization

Contains details about an organization. An organization is a collection of accounts that are centrally managed together using consolidated billing, organized hierarchically with organizational units (OUs), and controlled with policies .

Contents

Arn

The Amazon Resource Name (ARN) of an organization.

For more information about ARNs in Organizations, see [ARN Formats Supported by Organizations](#) in the *AWS Service Authorization Reference*.

Type: String

Pattern: `^arn:aws:organizations::\d{12}:organization\/o-[a-z0-9]{10,32}`

Required: No

AvailablePolicyTypes

Important

Do not use. This field is deprecated and doesn't provide complete information about the policies in your organization.

To determine the policies that are enabled and available for use in your organization, use the [ListRoots](#) operation instead.

Type: Array of [PolicyTypeSummary](#) objects

Required: No

FeatureSet

Specifies the functionality that currently is available to the organization. If set to "ALL", then all features are enabled and policies can be applied to accounts in the organization. If set to "CONSOLIDATED_BILLING", then only consolidated billing functionality is available. For more

information, see [Enabling all features in your organization](#) in the *AWS Organizations User Guide*.

Type: String

Valid Values: ALL | CONSOLIDATED_BILLING

Required: No

Id

The unique identifier (ID) of an organization.

The [regex pattern](#) for an organization ID string requires "o-" followed by from 10 to 32 lowercase letters or digits.

Type: String

Pattern: `^o-[a-z0-9]{10,32}$`

Required: No

MasterAccountArn

The Amazon Resource Name (ARN) of the account that is designated as the management account for the organization.

For more information about ARNs in Organizations, see [ARN Formats Supported by Organizations](#) in the *AWS Service Authorization Reference*.

Type: String

Pattern: `^arn:aws:organizations::\d{12}:account\./o-[a-z0-9]{10,32}/\d{12}`

Required: No

MasterAccountEmail

The email address that is associated with the AWS account that is designated as the management account for the organization.

Type: String

Length Constraints: Minimum length of 6. Maximum length of 64.

Pattern: `[^\s@]+@[^\s@]+\.[^\s@]+`

Required: No

MasterAccountId

The unique identifier (ID) of the management account of an organization.

The [regex pattern](#) for an account ID string requires exactly 12 digits.

Type: String

Length Constraints: Maximum length of 12.

Pattern: `^\d{12}$`

Required: No

See Also

For more information about using this API in one of the language-specific AWS SDKs, see the following:

- [AWS SDK for C++](#)
- [AWS SDK for Java V2](#)
- [AWS SDK for Ruby V3](#)

OrganizationalUnit

Contains details about an organizational unit (OU). An OU is a container of AWS accounts within a root of an organization. Policies that are attached to an OU apply to all accounts contained in that OU and in any child OUs.

Contents

Arn

The Amazon Resource Name (ARN) of this OU.

For more information about ARNs in Organizations, see [ARN Formats Supported by Organizations](#) in the *AWS Service Authorization Reference*.

Type: String

Pattern: `^arn:aws:organizations::\d{12}:ou\o-[a-z0-9]{10,32}\ou-[0-9a-z]{4,32}-[0-9a-z]{8,32}`

Required: No

Id

The unique identifier (ID) associated with this OU. The ID is unique to the organization only.

The [regex pattern](#) for an organizational unit ID string requires "ou-" followed by from 4 to 32 lowercase letters or digits (the ID of the root that contains the OU). This string is followed by a second "-" dash and from 8 to 32 additional lowercase letters or digits.

Type: String

Length Constraints: Maximum length of 68.

Pattern: `^ou-[0-9a-z]{4,32}-[a-z0-9]{8,32}$`

Required: No

Name

The friendly name of this OU.

The [regex pattern](#) that is used to validate this parameter is a string of any of the characters in the ASCII character range.

Type: String

Length Constraints: Minimum length of 1. Maximum length of 128.

Pattern: `[\s\S]*`

Required: No

See Also

For more information about using this API in one of the language-specific AWS SDKs, see the following:

- [AWS SDK for C++](#)
- [AWS SDK for Java V2](#)
- [AWS SDK for Ruby V3](#)

Parent

Contains information about either a root or an organizational unit (OU) that can contain OUs or accounts in an organization.

Contents

Id

The unique identifier (ID) of the parent entity.

The [regex pattern](#) for a parent ID string requires one of the following:

- **Root** - A string that begins with "r-" followed by from 4 to 32 lowercase letters or digits.
- **Organizational unit (OU)** - A string that begins with "ou-" followed by from 4 to 32 lowercase letters or digits (the ID of the root that the OU is in). This string is followed by a second "-" dash and from 8 to 32 additional lowercase letters or digits.

Type: String

Length Constraints: Maximum length of 100.

Pattern: `^(r-[0-9a-z]{4,32})|(ou-[0-9a-z]{4,32}-[a-z0-9]{8,32})$`

Required: No

Type

The type of the parent entity.

Type: String

Valid Values: ROOT | ORGANIZATIONAL_UNIT

Required: No

See Also

For more information about using this API in one of the language-specific AWS SDKs, see the following:

- [AWS SDK for C++](#)

- [AWS SDK for Java V2](#)
- [AWS SDK for Ruby V3](#)

Policy

Contains rules to be applied to the affected accounts. Policies can be attached directly to accounts, or to roots and OUs to affect all accounts in those hierarchies.

Contents

Content

The text content of the policy.

Type: String

Length Constraints: Minimum length of 1.

Pattern: `[\s\S]*`

Required: No

PolicySummary

A structure that contains additional details about the policy.

Type: [PolicySummary](#) object

Required: No

See Also

For more information about using this API in one of the language-specific AWS SDKs, see the following:

- [AWS SDK for C++](#)
- [AWS SDK for Java V2](#)
- [AWS SDK for Ruby V3](#)

PolicySummary

Contains information about a policy, but does not include the content. To see the content of a policy, see [DescribePolicy](#).

Contents

Arn

The Amazon Resource Name (ARN) of the policy.

For more information about ARNs in Organizations, see [ARN Formats Supported by Organizations](#) in the *AWS Service Authorization Reference*.

Type: String

Pattern: `^(arn:aws:organizations::\d{12}:policy\o-[a-z0-9]{10,32}\v[0-9a-z_]+\vp-[0-9a-z]{10,32})|(arn:aws:organizations::aws:policy\v[0-9a-z_]+\vp-[0-9a-zA-Z_]{10,128})`

Required: No

AwsManaged

A boolean value that indicates whether the specified policy is an AWS managed policy. If true, then you can attach the policy to roots, OUs, or accounts, but you cannot edit it.

Type: Boolean

Required: No

Description

The description of the policy.

Type: String

Length Constraints: Maximum length of 512.

Pattern: `[\s\S]*`

Required: No

Id

The unique identifier (ID) of the policy.

The [regex pattern](#) for a policy ID string requires "p-" followed by from 8 to 128 lowercase or uppercase letters, digits, or the underscore character (_).

Type: String

Length Constraints: Maximum length of 130.

Pattern: `^p-[0-9a-zA-Z_]{8,128}$`

Required: No

Name

The friendly name of the policy.

The [regex pattern](#) that is used to validate this parameter is a string of any of the characters in the ASCII character range.

Type: String

Length Constraints: Minimum length of 1. Maximum length of 128.

Pattern: `[\s\S]*`

Required: No

Type

The type of policy.

Type: String

Valid Values: SERVICE_CONTROL_POLICY | TAG_POLICY | BACKUP_POLICY | AISERVICES_OPT_OUT_POLICY

Required: No

See Also

For more information about using this API in one of the language-specific AWS SDKs, see the following:

- [AWS SDK for C++](#)
- [AWS SDK for Java V2](#)
- [AWS SDK for Ruby V3](#)

PolicyTargetSummary

Contains information about a root, OU, or account that a policy is attached to.

Contents

Arn

The Amazon Resource Name (ARN) of the policy target.

For more information about ARNs in Organizations, see [ARN Formats Supported by Organizations](#) in the *AWS Service Authorization Reference*.

Type: String

Pattern: `^arn:aws:organizations::.+:.+`

Required: No

Name

The friendly name of the policy target.

The [regex pattern](#) that is used to validate this parameter is a string of any of the characters in the ASCII character range.

Type: String

Length Constraints: Minimum length of 1. Maximum length of 128.

Required: No

TargetId

The unique identifier (ID) of the policy target.

The [regex pattern](#) for a target ID string requires one of the following:

- **Root** - A string that begins with "r-" followed by from 4 to 32 lowercase letters or digits.
- **Account** - A string that consists of exactly 12 digits.
- **Organizational unit (OU)** - A string that begins with "ou-" followed by from 4 to 32 lowercase letters or digits (the ID of the root that the OU is in). This string is followed by a second "-" dash and from 8 to 32 additional lowercase letters or digits.

Type: String

Length Constraints: Maximum length of 100.

Pattern: $^(r-[0-9a-z]{4,32})|(\d{12})|(ou-[0-9a-z]{4,32}-[a-z0-9]{8,32})\$$

Required: No

Type

The type of the policy target.

Type: String

Valid Values: ACCOUNT | ORGANIZATIONAL_UNIT | ROOT

Required: No

See Also

For more information about using this API in one of the language-specific AWS SDKs, see the following:

- [AWS SDK for C++](#)
- [AWS SDK for Java V2](#)
- [AWS SDK for Ruby V3](#)

PolicyTypeSummary

Contains information about a policy type and its status in the associated root.

Contents

Status

The status of the policy type as it relates to the associated root. To attach a policy of the specified type to a root or to an OU or account in that root, it must be available in the organization and enabled for that root.

Type: String

Valid Values: ENABLED | PENDING_ENABLE | PENDING_DISABLE

Required: No

Type

The name of the policy type.

Type: String

Valid Values: SERVICE_CONTROL_POLICY | TAG_POLICY | BACKUP_POLICY | AISERVICES_OPT_OUT_POLICY

Required: No

See Also

For more information about using this API in one of the language-specific AWS SDKs, see the following:

- [AWS SDK for C++](#)
- [AWS SDK for Java V2](#)
- [AWS SDK for Ruby V3](#)

ResourcePolicy

A structure that contains details about a resource policy.

Contents

Content

The policy text of the resource policy.

Type: String

Length Constraints: Minimum length of 1. Maximum length of 40000.

Pattern: `[\s\S]*`

Required: No

ResourcePolicySummary

A structure that contains resource policy ID and Amazon Resource Name (ARN).

Type: [ResourcePolicySummary](#) object

Required: No

See Also

For more information about using this API in one of the language-specific AWS SDKs, see the following:

- [AWS SDK for C++](#)
- [AWS SDK for Java V2](#)
- [AWS SDK for Ruby V3](#)

ResourcePolicySummary

A structure that contains resource policy ID and Amazon Resource Name (ARN).

Contents

Arn

The Amazon Resource Name (ARN) of the resource policy.

Type: String

Pattern: `^arn:[a-z0-9][a-z0-9-.]{0,62}:organizations::\d{12}:resourcepolicy
\/o-[a-z0-9]{10,32}\/rp-[0-9a-zA-Z_]{4,128}`

Required: No

Id

The unique identifier (ID) of the resource policy.

Type: String

Length Constraints: Maximum length of 131.

Pattern: `^rp-[0-9a-zA-Z_]{4,128}$`

Required: No

See Also

For more information about using this API in one of the language-specific AWS SDKs, see the following:

- [AWS SDK for C++](#)
- [AWS SDK for Java V2](#)
- [AWS SDK for Ruby V3](#)

Root

Contains details about a root. A root is a top-level parent node in the hierarchy of an organization that can contain organizational units (OUs) and accounts. The root contains every AWS account in the organization.

Contents

Arn

The Amazon Resource Name (ARN) of the root.

For more information about ARNs in Organizations, see [ARN Formats Supported by Organizations](#) in the *AWS Service Authorization Reference*.

Type: String

Pattern: `^arn:aws:organizations::\d{12}:root\/o-[a-z0-9]{10,32}\/r-[0-9a-z]{4,32}`

Required: No

Id

The unique identifier (ID) for the root. The ID is unique to the organization only.

The [regex pattern](#) for a root ID string requires "r-" followed by from 4 to 32 lowercase letters or digits.

Type: String

Length Constraints: Maximum length of 34.

Pattern: `^r-[0-9a-z]{4,32}$`

Required: No

Name

The friendly name of the root.

The [regex pattern](#) that is used to validate this parameter is a string of any of the characters in the ASCII character range.

Type: String

Length Constraints: Minimum length of 1. Maximum length of 128.

Required: No

PolicyTypes

The types of policies that are currently enabled for the root and therefore can be attached to the root or to its OUs or accounts.

Note

Even if a policy type is shown as available in the organization, you can separately enable and disable them at the root level by using [EnablePolicyType](#) and [DisablePolicyType](#). Use [DescribeOrganization](#) to see the availability of the policy types in that organization.

Type: Array of [PolicyTypeSummary](#) objects

Required: No

See Also

For more information about using this API in one of the language-specific AWS SDKs, see the following:

- [AWS SDK for C++](#)
- [AWS SDK for Java V2](#)
- [AWS SDK for Ruby V3](#)

Tag

A custom key-value pair associated with a resource within your organization.

You can attach tags to any of the following organization resources.

- AWS account
- Organizational unit (OU)
- Organization root
- Policy

Contents

Key

The key identifier, or name, of the tag.

Type: String

Length Constraints: Minimum length of 1. Maximum length of 128.

Pattern: `^([\p{L}\p{Z}\p{N}_ . :/=+\-@]*)$`

Required: Yes

Value

The string value that's associated with the key of the tag. You can set the value of a tag to an empty string, but you can't set the value of a tag to null.

Type: String

Length Constraints: Minimum length of 0. Maximum length of 256.

Pattern: `^([\p{L}\p{Z}\p{N}_ . :/=+\-@]*)$`

Required: Yes

See Also

For more information about using this API in one of the language-specific AWS SDKs, see the following:

- [AWS SDK for C++](#)
- [AWS SDK for Java V2](#)
- [AWS SDK for Ruby V3](#)

Common Parameters

The following list contains the parameters that all actions use for signing Signature Version 4 requests with a query string. Any action-specific parameters are listed in the topic for that action. For more information about Signature Version 4, see [Signing AWS API requests](#) in the *IAM User Guide*.

Action

The action to be performed.

Type: string

Required: Yes

Version

The API version that the request is written for, expressed in the format YYYY-MM-DD.

Type: string

Required: Yes

X-Amz-Algorithm

The hash algorithm that you used to create the request signature.

Condition: Specify this parameter when you include authentication information in a query string instead of in the HTTP authorization header.

Type: string

Valid Values: AWS4-HMAC-SHA256

Required: Conditional

X-Amz-Credential

The credential scope value, which is a string that includes your access key, the date, the region you are targeting, the service you are requesting, and a termination string ("aws4_request"). The value is expressed in the following format: *access_key/YYYYMMDD/region/service/aws4_request*.

For more information, see [Create a signed AWS API request](#) in the *IAM User Guide*.

Condition: Specify this parameter when you include authentication information in a query string instead of in the HTTP authorization header.

Type: string

Required: Conditional

X-Amz-Date

The date that is used to create the signature. The format must be ISO 8601 basic format (YYYYMMDD'T'HHMMSS'Z'). For example, the following date time is a valid X-Amz-Date value: 20120325T120000Z.

Condition: X-Amz-Date is optional for all requests; it can be used to override the date used for signing requests. If the Date header is specified in the ISO 8601 basic format, X-Amz-Date is not required. When X-Amz-Date is used, it always overrides the value of the Date header. For more information, see [Elements of an AWS API request signature](#) in the *IAM User Guide*.

Type: string

Required: Conditional

X-Amz-Security-Token

The temporary security token that was obtained through a call to AWS Security Token Service (AWS STS). For a list of services that support temporary security credentials from AWS STS, see [AWS services that work with IAM](#) in the *IAM User Guide*.

Condition: If you're using temporary security credentials from AWS STS, you must include the security token.

Type: string

Required: Conditional

X-Amz-Signature

Specifies the hex-encoded signature that was calculated from the string to sign and the derived signing key.

Condition: Specify this parameter when you include authentication information in a query string instead of in the HTTP authorization header.

Type: string

Required: Conditional

X-Amz-SignedHeaders

Specifies all the HTTP headers that were included as part of the canonical request. For more information about specifying signed headers, see [Create a signed AWS API request](#) in the *IAM User Guide*.

Condition: Specify this parameter when you include authentication information in a query string instead of in the HTTP authorization header.

Type: string

Required: Conditional

Common Errors

This section lists the errors common to the API actions of all AWS services. For errors specific to an API action for this service, see the topic for that API action.

AccessDeniedException

You do not have sufficient access to perform this action.

HTTP Status Code: 400

IncompleteSignature

The request signature does not conform to AWS standards.

HTTP Status Code: 400

InternalFailure

The request processing has failed because of an unknown error, exception or failure.

HTTP Status Code: 500

InvalidAction

The action or operation requested is invalid. Verify that the action is typed correctly.

HTTP Status Code: 400

InvalidClientTokenId

The X.509 certificate or AWS access key ID provided does not exist in our records.

HTTP Status Code: 403

NotAuthorized

You do not have permission to perform this action.

HTTP Status Code: 400

OptInRequired

The AWS access key ID needs a subscription for the service.

HTTP Status Code: 403

RequestExpired

The request reached the service more than 15 minutes after the date stamp on the request or more than 15 minutes after the request expiration date (such as for pre-signed URLs), or the date stamp on the request is more than 15 minutes in the future.

HTTP Status Code: 400

ServiceUnavailable

The request has failed due to a temporary failure of the server.

HTTP Status Code: 503

ThrottlingException

The request was denied due to request throttling.

HTTP Status Code: 400

ValidationError

The input fails to satisfy the constraints specified by an AWS service.

HTTP Status Code: 400